


Good-looking , Stable , Easy to use



German design, Unique vision

				(mm)	(mm)	(mm)		(mm)	(S.p.m)	(mm)	NW/GW (kg)	
E4-2	11#	1	2	/	/	3.8	0.7-2	4.5	5500	525×360×510	27.9/35.88	
E4-02×250	14#	2	4	5	24	3.8	0.7-2	5	5500	525×360×510	27.9/35.88	
E4WF-3-02/213	11#	1	3	/	4	3.8	0.7-2	5	5500	525×360×510	27.9/35.88	
E4-3-02/233	11#	1	3	/	4	3.8	0.7-2	5	5500	525×360×510	27.9/35.88	
E4-3-12/233										525×360×510	27.9/35.88	
E4-3-32R2/223	9#	1	3	/	1.5	3.8	0.7-2	5	5500	525×360×510	27.9/35.88	
E4-3-82/233										525×360×510	27.9/35.88	
E4-4-83/323	11#	2	4	2	4	4.2	0.7-2	5.5	5500	525×360×510	27.9/35.88	
E4-4-M03/333										525×360×510	27.9/35.88	
E4-4-M03/333/H/M	11#	2	4	2	4	4.6	0.7-2	6	5500	525×360×510	27.9/35.88	
E4-5-02A/233										525×360×510	27.9/35.88	
E4-5-03/233 (5×5)	14#	2	5	5	5	3.8	0.7-2	5	5500	525×360×510	27.9/35.88	
E4-5-03/333 (3×4)										525×360×510	27.9/35.88	
E4-5-A04/435	19#	2	5	5	6	5	0.8-1.5	7	5500	525×360×510	27.9/35.88	
E4-6-03/333										525×360×510	27.9/35.88	



power saving leader



E4

Advanced Mechanical Platform, Mechatronics Technology




With improved and advanced platform, E4 completely integrates servo motor, control box and panel into the machine head, which gives unique and extraordinary vision.

Intelligent Functions, Smart Panel




With smart dormancy function, machine will enter into dormant state if stop running more than 30 min;
 "J2" - easily to know the energy consumption;
 "Eb" - avoid to suffer the high voltage shock if more than 274V;
 With smart panel, it's easier for speed adjusting, needle position and reset.



Integrated Oil System, Avoiding Oil Leakage

Enclosed needle bar mechanism with integrated oil-filtering, oil-supplying and oil-returning system avoids oil leakage.



Larger Feeding Space

Presser foot height increases to 27mm, ensures larger feeding space.



Suitable For Different Materials

Heavy and light materials can be sewing smoothly.

Power Consumption Comparison-Standby Condition



Power Consumption Comparison-Working Condition



MODEL	electronic fee	working power	Standby power	working time	Standby time	kilowatt hour	charge
E4	1RMB	238W	4W	4H	4H	0.968	0.97RMB
CLUTCH MOTOR		446W	180W	4H	4H	2.504	2.50RMB

300DAY : (2.50-0.97)X300 = 459RMB



Three years warranty for control box

PK

Mechanical Machine

high cost

Clutch motor spare parts Bearings Pulley & Belt