

LK-1900B Series

Computer-controlled, High-speed, Bartacking Machine

Higher productivity.

Low-noise and low-vibration.



LK-1900B-SS

LK-1900B Series

The machine is provided with an active tension mechanism which enables the electronic control of "stitching."



LK-1900B-BS

The world's first

LK-1900BB

Bird's nest preventing /
Shorter-thread remaining functions

LK-1900B Series

Higher productivity.

Low-noise and low-vibration.

Higher productivity.

- The machine achieves sewing speed of 3,200sti/min. The machine's starting, stopping, thread-trimming and automatic presser lifting speeds have been increased to significantly shorten total cycle time.

Excellent workability and operability. (Low-noise and low-vibration)

- The direct-drive head (with no belt), which is directly connected to a compact AC servomotor, achieves outstanding. This head helps create a comfortable working environment with reduced vibration and noise.
- The arm section of the machine head is fitted with a hand pulley. This allows the operator to visually check the needle entry points.

Excellent seam quality.

- Needle thread grasping mechanism helps produce consistent knot tying at the beginning of sewing. (This device has been factory-set to "invoking prohibited" status at the time of delivery.)

Many different sewing patterns.

- The machine is provided as standard with 51 different sewing patterns. The machine permits easy changeover of sewing patterns for effortless execution of an inexhaustible range of sewing specifications.
*For LK-1900BB, the standard no. of sewing patterns is 50.
- The LK-1900B is also able to sew buttons using the same data used for the LK-1900 (EP-ROM).

The sewing starting point can be corrected.

- In cases where the needle entry point for button sewing is to be corrected, the sewing starting point can be corrected without the adjustment of the relevant mechanism.

Auto-lifter mechanism utilizing a system.

- The machine is provided as standard with auto-lifter that uses a stepping-motor system. This helps reduce operator fatigue.
- It is also possible to change over the stroke of the auto-lifter from a onestep stroke to a double-step stroke, which offers easier positioning of a material on the machine. For the double-step stroke, an intermediate stopping height can be established on the operation panel.
- The work clamp foot lift can be set to a maximum of 17mm. (Standard 14mm)

Oil stains are eliminated.

- Thanks to our advanced dry-head technology, the frame (needle bar and thread take-up) no longer requires lubrication. This prevents the material from being stained with lubricating oil.
- Just a small quantity of clean oil is supplied from the oil tank to the hook.

Eco-friendly power saving

- An encoder is installed in the pulse motor, thereby achieving substantially improved power-consumption saving.

The machine is provided as standard with the active tension (electronic thread tension control mechanism).

- Since the machine is provided with an active tension mechanism, it is able to set a needle thread tension that matches various sewing conditions (such as thread, material and sewing speed) on the operation panel, store the data in memory and reproduce it.



- The needle thread tension can be separated according to stitching type or portion of a seam, such as the beginning part of the seam, base stitched part, zigzag stitched part and end of the seam (fastening stitch).
- When the operation panel IP-420U is used in combination with the active tension, the needle thread tension can be set on a stitch-by-stitch basis. This helps eliminate undesired thread tension variations at a multi-layered part of a material or with sewing direction, thereby contributing to upgraded seam quality.

Many different models are prepared according to the type of materials.

- The LK-1900B model comes in five different subclass models, such as S type (standard), H type (for heavy-weight materials), F type (for foundation), M type (for knits and knitted materials), W type (with a large shuttle hook for heavy-weight materials and (bird's nest preventing /shorter-thread remaining functions) , to offer a choice according to any application.
- The needle's penetrating force into the material has been increased. This provides an improved responsiveness to heavy-weight materials for the H type machine.
- The W type has adopted a large shuttle hook, which reduces the frequency of bobbin-thread changing to enable highly efficient sewing work.



S type (Bartacking pocket lip of suits)



H type (Bartacking crotch of jeans)



F type (Attaching the shoulder straps to brassier)

*Presser foot for vertical bartacking is supplied with the unit as an accessory.



M type (Bartacking shoulder of running shirt)

STANDARD LIQUID CRYSTAL PANEL (NEW)

- Functional settings, such as pattern numbers and needle thread tensions can be established through the operation panel with ease. Distance between holes in a button can be easily changed by means of pattern enlargement/reduction feature.
- Standard sewing patterns can be assigned to pattern keys P1 to P50. Any of the sewing patterns assigned to the P1 to P25 pattern keys can be activated with a touch of the corresponding key. This means that workability is improved by assigning 25 sewing patterns that are most frequently used to those pattern keys.
- As many as 99 different cycle sewing patterns, each of which combines a maximum of 99 different sewing patterns, can be stored in the memory.



Computer-controlled, High-speed, Bartacking Machine with bird's nest preventing / shorter-thread remaining functions

LK-1900BB The world's first

Thanks to the Bird's nest preventing/shorter-thread remaining functions, manual thread-nipping is no longer required and gives soft and smooth feeling on the bartacking sections where directly contact skin such as brassieres and tank tops.



LK-1900B-BS



Bird's nest preventing /Shorter-thread remaining functions


The sewing machine eliminates so-called "bird's nests" (thread tangling in on the wrong side of the material at the beginning of sewing).

- The thread is retained at the beginning of sewing and any excess thread is trimmed during sewing. As a result, the length of thread sewn in the seam is shortened, thereby achieving high-quality sewing performance while preventing thread from tangling in on the wrong side "of the material."

Length of thread remaining on the material at the end of sewing has been reduced to 2 mm or less*.

- The newly-developed shorter-thread remaining mechanism trims the thread shorter after the regular thread trimming operation. Additionally, thread waste produced by thread trimming is withdrawn by suction. Thanks to this mechanism, the trouble of manual thread nipping is avoided.

*Remaining length of thread varies with sewing conditions.



Finishing of the Bird's nest preventing/shorter-thread remaining functions (on the wrong side)

Computer-controlled, High-speed, Bartacking Machine

LK-1900B



LK-1900B-SS

The machine achieves sewing speed of 3,200sti/min The machine's thread-trimming etc. have been increased to significantly shorten total cycle time.

- The machine is highly productive and provided as standard with 51 different sewing patterns. This is an excellent high speed computer-controlled bartack machine which enables to register as many as 99 cycles of which each cycle can contain 99 sewing patterns as well as good responsiveness to various sewing patterns.

Computer-controlled, High-speed Bartacking Machine for Eyelet Buttonholes

LK-1901B



LK-1901B-SS



The machine ensures high-quality bartacks on eyelet buttonholes.

- The machine is provided with a material-drawing mechanism which draws the right and left parallel portions of an eyelet buttonhole near to one another.
- The machine performs bartacking with the right and left parallel portions of the eyelet buttonhole drawn near to one another after the buttonhole is clamped under the work clamp foot, thereby finishing highly durable and well-tensed eyelet buttonholes.

The sewing pattern best suited to the sewing product to be bartacked can be selected by single-key operation.

- Three different sewing patterns are prepared to enable easy switchover of sewing sizes. If the sewing patterns are assigned to the pattern keys on the operation panel, the sewing patterns can be called up or changed with single-key operation.
- The machine sews the most optimally suited bartacks on eyelet buttonholes on the front bodies of garments and straight buttonholes that differ in stitch number and size on jacket lapels, thereby improving the finished quality of sewing products.

The material drawing mechanism can be switched to ON/OFF.

- The material drawing amount can be adjusted to 3mm at maximum. The material drawing mechanism can be switched ON/OFF in accordance with the setting of the memory switch. With these features, the material drawing mechanism can be used with greater flexibility.

Computer-controlled, High-speed Belt-loop-attaching Machine

LK-1902B



LK-1902B-SS



The sewing pattern best suited to the sewing product to be bartacked can be selected by single-key operation.

- The machine is provided as standard with six different linear bartacking patterns. Since the sewing size can be easily changed, the optimal number of stitches and sewing size can be speedily selected according to the belt-loop width. If the normally used patterns are assigned to the patterns keys, a desired pattern can be called up or changed with single-key operation.

The machine head has been designed with an emphasis on operability.

- With its broadly curved feed bracket (presser arm), the machine permits easy placement of the material to be sewn. The slimly shaped bed and head design that allows free space under the arm demonstrates greater operability in handling materials on the machine and continuous processes. These features contribute substantially to increased productivity in belt-loop attachment processes.

WORK CLAMP FOOT AND FEED PLATE FOR LK-1902B (for belt-loop attaching)

| | Work clamp foot | Feed plate | Number of pattern |
|--|-----------------|------------|-------------------|
| Provided as standard LK-1902B-SS LK-1902B-HS | 13544465 | 14143002 | 17 |
| | | | 18 |
| Option For large size | 13545660 | 13545504 | 19 |
| | | | 20 21 |
| Option For extra large size | 13547161 | 13545801 | 22 |
| | | 13547005 | 22 |

*A finger guard is included in the presser foot.

TABLE OF THE STANDARD PATTERNS

| No. | Stitch diagram | Number of stitches | Sewing size (mm) | | No. of work clamp foot (Note 2) |
|------------------|----------------|--------------------|------------------|------------|---------------------------------|
| | | | Length-wise | Cross-wise | |
| Large bartacking | 1 (51) | 42 | 2.0 | 16 | 1 |
| | 2 | | | | 2 |
| | 3* | | | | 3 |
| | 4* | | 3.0 | 24 | 6 |
| | 5 | | | | 7 |
| | 6* | | 2.0 | 10 | 1 |
| | 7 | | | | 2 |
| | 8* | | | | 3 |
| | 9* | | 2.5 | 16 | 1 |
| | 10* | | | | 4 |
| Small bartacking | 11 | 21 | 2.5 | 6 | 1 |
| | 12 | 28 | 2.5 | 6 | 8 |
| | 13 | 36 | 2.5 | 6 | |
| | 14 | 14 | 2.0 | 8 | |
| Large bartacking | 15 | 21 | 2.0 | 8 | 5 |
| | 16 | 28 | 2.0 | 8 | |

| No. | Stitch diagram | Number of stitches | Sewing size (mm) | | No. of work clamp foot (Note 2) |
|------------------------------|----------------|--------------------|------------------|------------|---------------------------------|
| | | | Length-wise | Cross-wise | |
| Linear bartacking | 17 | 21 | 0 | 10 | 1 |
| | 18 | | 0 | 10 | 2 |
| | 19 | 28 | 0 | 25 | 3 |
| | 20 | 36 | 0 | 25 | 6 |
| | 21 | 41 | 0 | 25 | 7 |
| | 22 | 44 | 0 | 35 | (Note 3) |
| Lengthwise bartacking | 23 | 28 | 20 | 4.0 | |
| | 24 | 36 | 20 | 4.0 | |
| | 25 | 42 | 20 | 4.0 | 9, 10 |
| | 26 | 56 | 20 | 4.0 | |
| | 27 | 18 | 20 | 0 | |
| | 28 | 21 | 10 | 0 | |
| Lengthwise linear bartacking | 29 | 21 | 20 | 0 | 11 |
| | 30 | 28 | 20 | 0 | |

- (Note) 1. Sewing size shows the dimensions when the scale rate is 100%.
 2. Refer the No. of work clamp foot to the separate table of work clamp foot.
 3. For No. 22, modify the work clamp foot blank for use.
 4. Use the patterns with * marks for sewing denim.
 5. No.51 is the pattern No.1 without thread clamp.
 6. For LK-1900BB, the pattern No.51 is not selectable.

| No. | Stitch diagram | Number of stitches | Sewing size (mm) | | No. of work clamp foot (Note 2) |
|-----------------------|----------------|--------------------|------------------|------------|---------------------------------|
| | | | Length-wise | Cross-wise | |
| Semilunar bartacking | 31 | 52 | 7 | 10 | 13 |
| | 32 | 63 | 7 | 12 | 13 |
| | 33 | 24 | 6 | 10 | 13 |
| | 34 | 31 | 6 | 12 | 13 |
| | 35 | 48 | 10 | 7 | 14 |
| | 36 | 48 | 10 | 7 | 14 |
| Large size bartacking | 37 | 90 | 3 | 24 | 6 |
| | 38 | 28 | 2 | 8 | 5 |
| Round bartacking | 39 | 28 | ø12 | 16 | |
| | 40 | 48 | | | |

| No. | Stitch diagram | Number of stitches | Sewing size (mm) | | No. of work clamp foot (Note 2) |
|-----------------------|----------------|--------------------|------------------|------------|---------------------------------|
| | | | Length-wise | Cross-wise | |
| Lengthwise bartacking | 41 | 29 | 20 | 2.5 | |
| | 42 | 39 | 25 | 2.5 | |
| | 43 | 45 | 25 | 2.5 | 12 |
| | 44 | 58 | 30 | 2.5 | |
| | 45 | 75 | 30 | 2.5 | |
| Radial tacking | 46 | 42 | 30 | 2.5 | |
| | 47 | 91 | ø8 | 15 | |
| | 48 | 99 | | | |
| | 49 | 148 | | | |
| | 50 | 164 | | | |

TABLE OF THE WORK CLAMP FOOT

| No. of work clamp foot | 1 | 2 | 3 | 4 | 5 | 6 | 7 | 8 |
|--|---------------------------|-----------------------------|-----------------------------|----------------|---------------------------|----------------|---------------------------|----------------|
| Work clamp foot | 13518659(asm.) | | | 13548557(asm.) | 13542964(asm.) | 13548151(asm.) | | 13542451(asm.) |
| Feed plate | 14116107 | 14116404 (without knurl) | 14116800 (without knurl) | 14116305 | 14116206 | 13548003 | 13554803 | 14116602 |
| Finger guard* | 26224204 | | | | 13548300 | | | 26224204 |
| Application code | S | F | F | H | M | S | H | S |
| S (standard) | Installed on machine head | — | — | — | — | Option | — | Option |
| H (heavy-weight materials) | — | — | — | Option | — | — | Installed on machine head | — |
| F (foundation) | — | Option* | Installed on machine head* | — | — | — | — | — |
| M (knitted materials) | — | — | — | — | Installed on machine head | — | — | — |
| W (with large hook, heavy-weight materials) | — | — | — | — | — | — | Installed on machine head | — |
| BS (Bird's nest preventing / Shorter-thread remaining functions) | Installed on machine head | — | — | — | — | Option | — | Option |
| BF (Bird's nest preventing / Shorter-thread remaining functions) | — | Option | Installed on machine head | — | — | — | — | — |

| No. of work clamp foot | 9 | 10 | 11 | 12 | 13 | 14 | 15 | 16 |
|--|-----------------------------|-------------------------------------|-----------------------------|-----------------------------------|-----------------------------------|-----------------------------------|-----------------------------------|-----------------------------------|
| Work clamp foot | 13571955(asm.) | | 13561360(asm.) | 14137509(Right) 14137608(Left) | 40021871(Right) 40021872(Left) | 40021874(Right) 40021875(Left) | 40021877(Right) 40021878(Left) | 40021880(Right) 40021881(Left) |
| Feed plate | 14116503 (without knurl) | 14116909 (without knurl) | 14116701 (without knurl) | 14137707 (without knurl) | 40021873 (with knurl) | 40021876 (with knurl) | 40021879 (with knurl) | 40021882 (with knurl) |
| Finger guard* | 14135305 | | | | 26224204 | | | |
| Application code | F | F | F | H | S | S | S | S |
| S (standard) | — | — | — | — | Option | Option | Option | Option |
| H (heavy-weight materials) | — | — | — | — | — | — | — | — |
| F (foundation) | Option* | Supplied with machine as accessory* | Option | Option | — | — | — | — |
| M (knitted materials) | — | — | — | — | — | — | — | — |
| W (with large hook, heavy-weight materials) | — | — | — | — | — | — | — | — |
| BS (Bird's nest preventing / Shorter-thread remaining functions) | — | — | — | — | Option | Option | Option | Option |
| BF (Bird's nest preventing / Shorter-thread remaining functions) | Option | Supplied with machine as accessory* | Option | Option | — | — | — | — |

* For the foundation type (F-type) sewing machine for the European market, the work clamp foot No. 2 is installed on the machine head and the work clamp foot No. 9 is supplied with the machine as an accessory (packed together) (note that the work clamp feet No. 3 and No. 10 are not supplied with the machine).

* Install a finger guard suitable for each work clamp foot when replacing the work clamp foot.

OPTION

Simple work clamp kit

for the LK-1900B Series

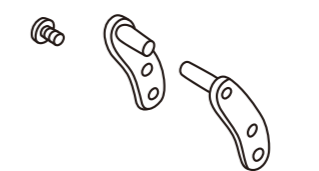
Conventionally, the front plate has to be removed to change the work clamp. With the new work clamp kit, the work clamp can be changed without removing the plate.



- The lever for lifting the work clamp can be independently slid back and forth.
- The machine parts can be adjusted and replaced entirely by hand without screwdrivers or other tools. Changing parts is now a "clean-hands" procedure.



Simple work clamp kit Part No.: 40057279



* The work clamp cover plates (right and left) are not included in the kit.

Foot pedal for standing work (optional)



● 2-pedal unit for standing work*

[Part No. M85205800A0]

* To connect the cable asm. to the electrical box, conversion cable (separately available) is necessary.

● PK-57*

[Part No. GPK570010B0]

* To connect the cable asm. to the electrical box, conversion cable (separately available) is necessary.

● Pedal switch conversion cable asm.

[Part No. M90125900A0]

● Pedal switch conversion cable asm.

[Part No. M90135900A0]

IP-420U Operation panel provided with programmable functions


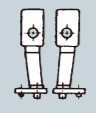

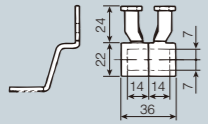
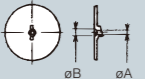
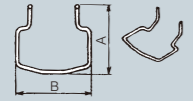
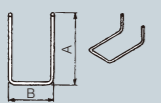
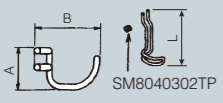
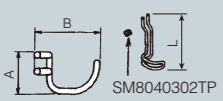


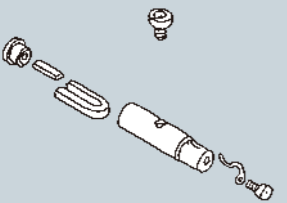
The IP-420U is a new operation panel configured with a "input function" not available in standard panel.

- Input and edit data while observing the needle-entry points visually.
- The operator can easily check the shape of the pattern displayed on the wide liquid crystal panel.
- Make minor adjustments to data quickly and efficiently. Overall use is easier than ever before.
- The memory storage capability of the main body of the sewing machine has been dramatically enhanced. Now the USB-ready main body of the sewing machine uses many different kinds of media. In addition to the Compact Flash card, the main body of the sewing machine is provided as standard with a USB connector. Now, data can be input/output to/from various kinds of media (SD (Secure Digital Card), CF (Compact Flash), SM (Smart Media), FD (floppy disks) etc.) by means of a USB thumb device and a card reader.

* IP-420U should be ordered as a part.
[IP-420U : 40144886]

TABLE OF THE OPTIONAL PARTS

| Part name | Type | Part No. |
|--|---|-------------|
| Feed plate blank  t=1.2 *Stainless steel t=0.5 | Without knurl/with plating Sewing area 20x40 | 14120109 |
| | With knurl/with plating Sewing area 20x40 | 14120307 |
| | Without knurl/stainless steel* Sewing area 20x40 | 14120505 |
| | Without knurl/with plating Sewing area 30x40 | 40021855 |
| | Without knurl/without plating Sewing area 30x40 | 40021856 |
| | Without knurl/stainless steel* Sewing area 30x40 | 40021857 |
| | With knurl/with plating Sewing area 30x40 | 40021858 |
| | With knurl/without plating Sewing area 30x40 | 40021859 |
| Work clamp foot face plate (asm.)  | Face plate for presser blank | 14121263 |
| Presser blank  t=3.2 | With knurl/with plating (right) Sewing area 20x40 | 14121701 |
| | With knurl/with plating (left) Sewing area 20x40 | 14121800 |
| | With knurl/with plating (right) Sewing area 30x40 | 40021851 |
| | With knurl/with plating (left) Sewing area 30x40 | 40021852 |
| | With knurl/without plating (right) Sewing area 30x40 | 40021853 |
| | With knurl/without plating (left) Sewing area 30x40 | 40021854 |
| Work clamp foot blank  | With knurl/with plating (right) | 40021869 |
| | With knurl/with plating (left) | 40021870 |
| Needle hole guide  | A=1.6 B=2.6 With relief slit Standard type | B2426280000 |
| | A=1.6 B=2.0 Without relief slit F and M types | D2426282C00 |
| | A=2.3 B=4.0 Without relief slit for heavy-weight material | 14109607 |
| | A=2.7 B=3.7 Without relief slit for extra heavy-weight material | D2426MMCK00 |
| Finger guard (1)  | A=56.5 B=64 | 13533104 |
| | A=59 B=74 For extra-large bartacking | 13548300 |
| Finger guard (2)  | A=66.5 B=43 For lengthwise bartacking | 13573407 |
| Finger guard (3)  | A=21.5 B=35.5 L=67 For lengthwise bartacking | 14135305 |
| Finger guard (4)  | A=21.5 B=35.5 L=58.5 For specially ordered work clamp | 14120000 |

| Part name | Feature | |
|---|---|-------------|
| Silicon oil pipe  | The silicon oil pipe are the parts which cool the heat of a needle. | |
| | Type | Part No. |
| | Silicon oil pipe | 40040910 |
| | Rubber plug | TA1050504R0 |
| | Oil felt | 13501705 |
| | Silicon oil thread guide | B1127280000 |
| | Screw 11/64 - 40 L5 | SS4110515SP |
| Silicon oil pouring hole | 13501408 | |

SPECIFICATIONS

| Model name | LK-1900B-SS | LK-1900B-HS | LK-1900B-FS | LK-1900B-MS | LK-1900B-WS |
|---|---|----------------------------|----------------|---------------------------------|--|
| Application | Standard | For heavy-weight materials | For foundation | For knits and knitted materials | With large hook for heavy-weight materials |
| Max. sewing speed | 3,200sti/min* | | | | 2,700sti/min* |
| Sewing area | 30mm (L) x 40mm (W) | | | | |
| Stitch length | 0.1~10mm (0.1mm step) | | | | |
| Needle bar stroke | 41.2mm | | | | |
| Lift of the work clamp foot | Standard 14mm (17mm when the reverse-rotation needle-up function) | | | | |
| Auto-lifter | Provided as standard (stepping motor type) | | | | |
| Needle thread tension | Active tension (electronic thread tension control system) | | | | |
| Needle (at the time of delivery) | DPx5 (#14) | DPx17 (#21) | DPx5 (#11) | DPx5 (#11) | DPx17 (#21) |
| Hook | Standard shuttle hook | | | | Large shuttle hook |
| Number of stitches that can be stored in memory | Max. 20,000 stitches | | | | |
| Number of standard patterns | 51 patterns | | | | |
| Number of data that can be input | 200 patterns (for up to 150 patterns, sewing data can be added.) | | | | |
| Enlarging/Reducing facility | 20~200% (1% step), Pattern enlargement/reduction can be done by increasing/decreasing the stitch length | | | | |
| Memory method | Internal-organs memory | | | | |
| Bobbin thread counter | Provided as standard (up/down method) | | | | |
| Lubrication | Hook: minute-quantity lubrication | | | | |
| Lubricating oil | JUKI New Defrix Oil No.2 (equivalent to ISO VG32) | | | | |
| Sewing machine motor | 450W compact AC servomotor (direct-drive system) | | | | |
| Power consumption | 250VA | | | | |
| Weight | Machine head (include motor) 42kg, Control box 5.6kg | | | | |

| Model name | Bird's nest preventing / Shorter-thread remaining functions | | Eyelet buttonhole bartacking machine | Belt-loop attaching machine | |
|---|---|----------------|---|--|----------------------------|
| | LK-1900B-BS | LK-1900B-BF | LK-1901B-SS | LK-1902B-SS | LK-1902B-HS |
| Application | Standard | For foundation | Standard | Standard | For heavy-weight materials |
| Max. sewing speed | 3,200sti/min* | | 3,000sti/min* | | |
| Sewing area | 30mm (L) x 40mm (W) | | 30mm (L) x 40mm (W) | | |
| Stitch length | 0.1~10mm (0.1mm step) | | 0.1~10mm | | |
| Needle bar stroke | 41.2mm | | 41.2mm | | |
| Lift of the work clamp foot | Standard 11mm (by using the reverse-rotation needle-up function 14mm) | | Standard 14mm (by using the reverse-rotation needle-up function 17mm) | | |
| Auto-lifter | Provided as standard (stepping motor type) | | Provided as standard (stepping motor type) | | |
| Needle thread tension | Active tension (electronic thread tension control system) | | Active tension (electronic thread tension control mechanism) | | |
| Needle (at the time of delivery) | DPx17 (#14) | DPx17 (#11) | DPx5 (#14) | DPx5 (#14) | DPx17 (#21) |
| Hook | Standard shuttle hook | | Standard shuttle hook | | |
| Number of stitches that can be stored in memory | Max. 20,000 stitches | | Max. 20,000 stitches | | |
| Applicable pattern number | 50 patterns | | 11, 12, 13 | 17, 18 (19, 20, 21, 22*) *This device has been factory-set to "invoking prohibited" status at the time of delivery. | |
| Number of data that can be input | 200 patterns (for up to 150 patterns, sewing data can be added.) | | 200 patterns (for up to 150 patterns, sewing data can be added.) | | |
| Enlarging/Reducing facility | 20~200% (1% step), Pattern enlargement/reduction can be done by increasing/decreasing the stitch length | | 20~200% (1% step), Pattern enlargement/reduction can be done by increasing/decreasing the stitch length | | |
| Memory method | Internal-organs memory | | Internal-organs memory | | |
| Material drawing amount | — | | Max. 3mm | — | |
| Bobbin thread counter | Provided as standard (up/down method) | | Provided as standard (up/down method) | | |
| Lubrication | Hook: minute-quantity lubrication | | Hook: minute-quantity lubrication | | |
| Lubricating oil | JUKI New Defrix Oil No.2 (equivalent to ISO VG32) | | JUKI New Defrix Oil No.2 (equivalent to ISO VG32) | | |
| Sewing machine motor | 450W compact AC servomotor (direct-drive system) | | 450W compact AC servomotor (direct-drive system) | | |
| Power consumption | 250VA | | 250VA | | |
| Weight | Machine head (include motor) 42kg, Control box 5.6kg | | Machine head (include motor) 42kg, Control box 5.6kg | | |
| Air consumption | 6 L/cycle | | — | | |

* "sti/min" stands for "Stitches per Minute"
 * CompactFlash™ or CFA specification compatible media.
 * "CompactFlash™" is a registered trademark of SanDisk Corporation, U.S.A.
 * Other company names and product names/brand names are trademarks or registered trademarks of the respective companies.

WHEN YOU PLACE ORDERS

Please note when placing orders, that the model name should be written as follows:

Machine head

Bartacking

LK1900B **000**

| Application | Code | Work clamp foot | Code | Attachment | Code |
|---|------|---|------|--------------|------|
| Standard | S | Standard | S | Not provided | 000 |
| For heavy-weight materials | H | For foundation | F | | |
| For foundation | F | *For foundation "F" type can be selected only sewing spec:"B" type. | | | |
| For knits and knitted materials | M | | | | |
| With large hook for heavy-weight materials | W | | | | |
| Bird's nest preventing / Shorter-thread remaining functions | B | | | | |

Control box

| Head type | Code |
|---|------|
| Standard | 0 |
| Bird's nest preventing / Shorter-thread remaining functions | 2 |

MC67

| Power supply | Code | Operation panel | Code |
|--------------|--|-----------------|--------|
| 3-phase | 200~240V | Standard panel | SS |
| Single-phase | 200~240V | Option panel | IP420U |
| | CE 200~240V (not provided with power switch) | | |

Eyelet buttonhole bartacking

LK1901BSS000

| Application | Code | Work clamp foot | Code | Attachment | Code |
|-------------|------|-----------------|------|--------------|------|
| Standard | S | Standard | S | Not provided | 000 |

Belt-loop attaching

LK1902B **S000**

| Application | Code | Work clamp foot | Code | Attachment | Code |
|----------------------------|------|-----------------|------|--------------|------|
| Standard | S | Standard | S | Not provided | 000 |
| For heavy-weight materials | H | | | | |

● To order, please contact your nearest JUKI distributor.

JUKI ECO PRODUCTS

The LK-1900B Series is an eco-friendly product which complies with JUKI ECO PRODUCTS standards for protecting the environment



- The sewing machine complies with the "Juki Group Green Procurement Guidelines" on the use of hazardous substances, which is stricter than other restrictions, such as those of the RoHS Directive.
- This sewing machine reduces power consumption by 15% as compared with the conventional models.

For details of JUKI ECO PRODUCTS, refer to: http://www.juki.co.jp/eco_e/index.html

*The RoHS Directive is an EU Directive limiting the use of 6 hazardous substances (lead, hexavalent chromium, mercury, cadmium, PBB and PBDE) in electrical and electronic equipment.
The Juki Green Procurement Guideline is the voluntarily established criteria to eliminate not only the aforementioned six substances, but also other ones which also adversely affect the environment.



Registered Organization : JUKI CORPORATION Head Office
The Scope of the Registration : The activities of research, development, design, sales, distribution, and maintenance services of industrial sewing machines, household sewing machines and industrial robots, etc., including sales and maintenance services of data entry systems.

JUKI

JUKI CORPORATION
SEWING MACHINERY BUSINESS UNIT

2-11-1, TSURUMAKI, TAMA-SHI,
TOKYO 206-8551, JAPAN
PHONE : (81) 42-357-2254
FAX : (81) 42-357-2274
<http://www.juki.com>

- * Specifications and appearance are subject to change without prior notice for improvement.
- * Read the instruction manual before putting the machine into service to ensure safety.
- * This catalogue prints with environment-friendly soyink on recycle paper.