

**TABLE OF CONTENTS PARTS**

---

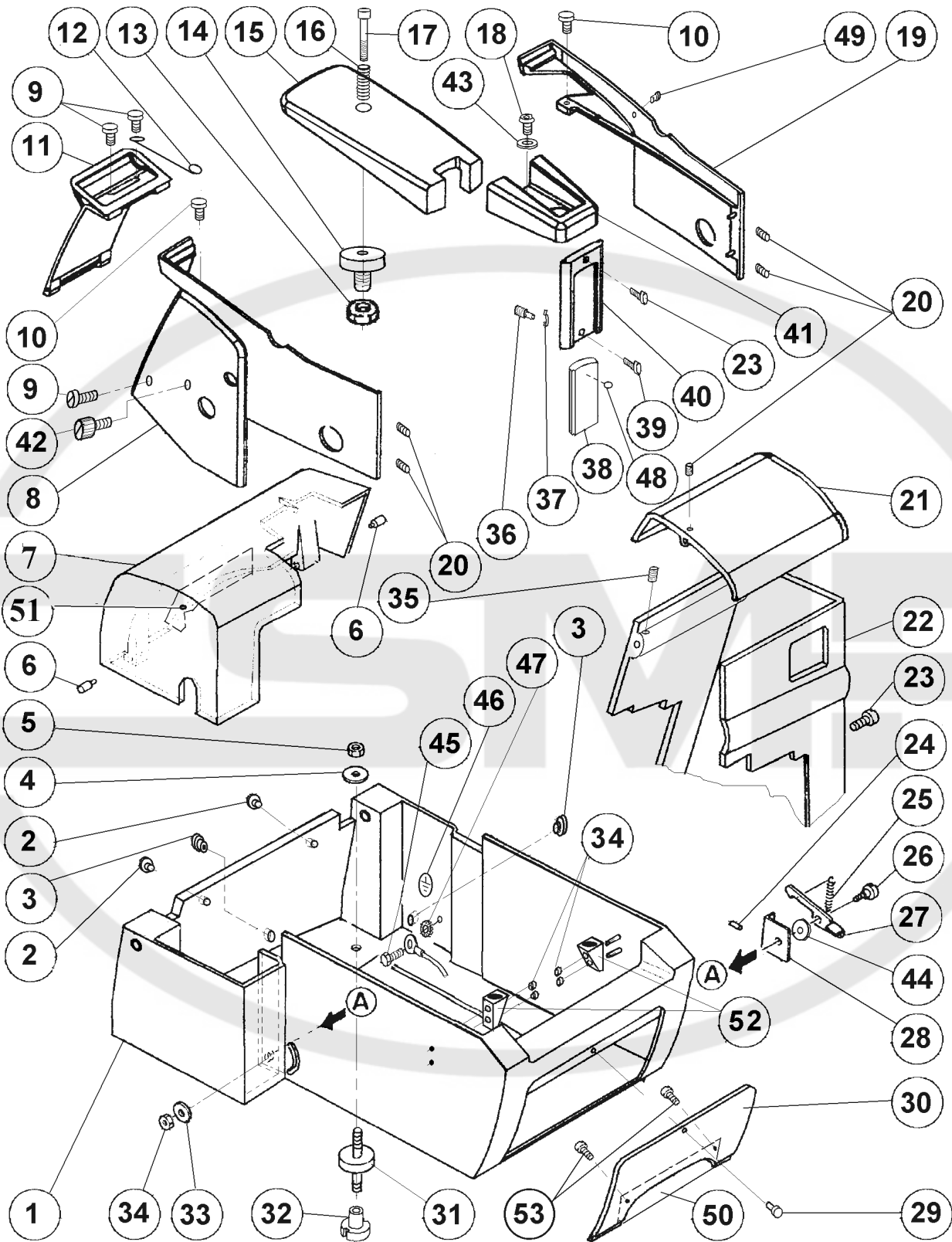
COVERS AND BASE ASSEMBLY .....	3-2
HEAD, CAM CASE AND BEDPLATE SUPPORT .....	3-4
L. H. CRANK AND R. H. BELT PULLEY .....	3-6
MAIN STITCH SHAFT .....	3-8
BITE ADJUSTMENTS AND BARREL .....	3-10
NEEDLE BAR DRIVE .....	3-12
NEEDLE BAR AND GEAR .....	3-14
STITCH SHAFT AND DRIVE .....	3-16
LOOPER AND SPREADER DRIVE .....	3-18
RIGHT & LEFT LOOPERS/SPREADERS/SPREADER STOPS .....	3-20
RACE .....	3-22
STITCH FEED .....	3-24
BOTTOM SHAFT ASSEMBLY .....	3-26
MAIN CAM AND BRAKE BAND .....	3-28
SECTOR SHAFT AND GUARD .....	3-30
CUTTING LEVER ASSEMBLY .....	3-32
LATERAL CAM SHAFT ASSEMBLY .....	3-34
CAM .....	3-36
BEDPLATE ASSEMBLY .....	3-38
CLAMPING .....	3-40
CLAMPING RH - CT .....	3-42
CLAMPING LH - CT .....	3-44
CLAMPING LH - AF .....	3-46
CLAMPING RH - AF .....	3-48
PNEUMATIC CLAMPING .....	3-50
THREAD RELEASE .....	3-52
THREAD PICK-UP .....	3-54
WIRE MANAGEMENT .....	3-56
REGULAR TABLE .....	3-58
PARALLEL TABLE .....	3-60
TOOLS / ACCESSORIES .....	3-62
ACCESSORIES - CT .....	3-64
ACCESSORIES - AF .....	3-66
THREAD RELEASE - JEANS .....	3-68
SHORT TRAVEL - MAIN CAM AND BRAKE BAND .....	3-70
SHORT TRAVEL - CUTTING LEVER ASSEMBLY .....	3-72
SHORT TRAVEL - CLAMPING LH - CT .....	3-74
SHORT TRAVEL - CLAMPING RH - CT .....	3-76
SHORT TRAVEL - PNEUMATIC - CT .....	3-78
SHORT TRAVEL - TOOLS / ACCESSORIES .....	3-80
ELECTRICAL BOX .....	3-82

Revised 02/2003

e-mail: [service@amfreece.cz](mailto:service@amfreece.cz); [parts@amfreece.cz](mailto:parts@amfreece.cz); website: [www.amfreece.com](http://www.amfreece.com)

Phones: +420 582 309 160 (Service), +420 582 309 189 (343) (Spare Parts); Fax: +420 582 360 606

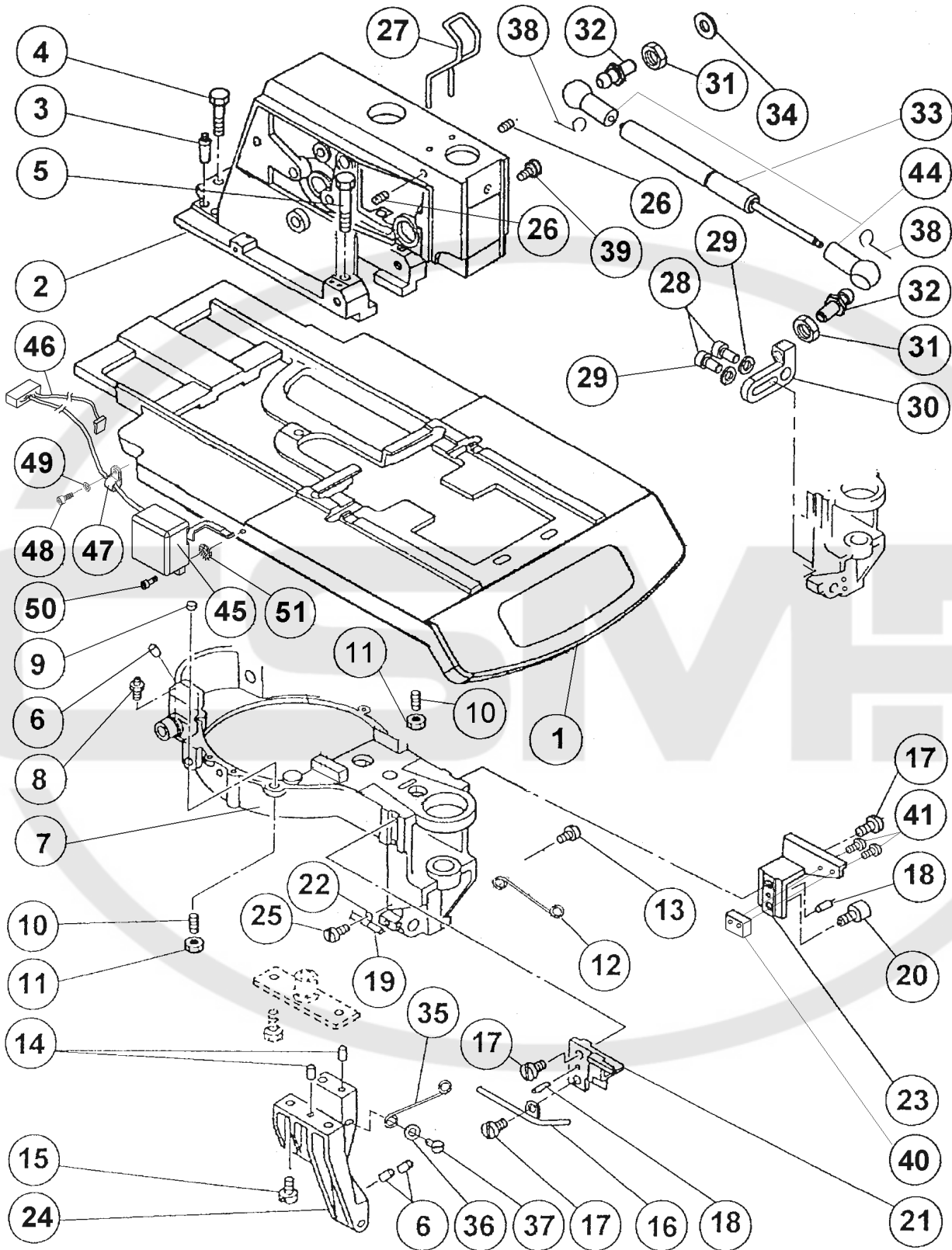
**COVERS AND BASE ASSEMBLY**



**COVERS AND BASE ASSEMBLY**

DET	PART NUMBER	DESCRIPTION	DET	PART NUMBER	DESCRIPTION
01	18.0072.4.400	Machine Box	28	18.0083.6.615	Bracket
02	17.0094.0.029	Stop	29	08.6000.4.008	Screw M4x8
03	17.0042.1.279	Thread Guide	30	18.0074.6.201	Front Cover
04	17.0019.0.441	Washer	31	18.0095.1.402	Ring Mount
05	08.6700.8.000	Nut M8	32	18.0016.3.404	Nut
06	18.0033.1.402	Screw	33	08.6850.6.000	Washer
07	18.0074.6.200	Cover	34	08.6700.6.000	Nut
08	18.0074.6.205	L.H.Cover	35	08.6400.3.006	Screw M3x6
09	08.6000.4.012	Screw M4x12	36	18.0011.3.401	Screw
10	08.6000.4.016	Screw M4x16	37	18.0028.3.400	Spring
11	18.0074.6.206	Arm Cover	38	18.0095.4.400	Plastic Guard Cover
12	17.0027.1.463	Thread Guide	39	08.6200.4.008	Screw M4x10
13	18.0016.1.288	Nut M12x1	40	18.0074.6.203	Front Cover
14	18.0015.6.400	Screw	41	18.0074.6.210	Upper Fixed Cover
15	18.0074.6.209	Upper Fixed Cover	42	22.0124.0.000	Screw
16	17.0026.0.216	Spring	43	08.6850.4.000	Washer
17	08.6000.5.050	Screw M5x50	44	17.0044.1.211	Washer
18	08.6200.4.012	Screw M4x12	45	08.6312.5.010	Screw
19	18.0074.6.204	R.H.Cover	46	08.6852.5.000	Label (Ground)
20	08.6400.3.005	Screw M3x5	47	12.0008.4.052	Washer
21	18.0074.6.207	Stitch Drive Cover	48	12.0008.6.915	Holder
22	18.0075.4.020	Control Panel Cover	49	17.0042.1.332	Bushing
23	08.6000.4.010	Screw M4x10	50	18.0083.1.662	Sheet
24	17.0032.2.030	Pin	51	18.0083.1.663	Sheet
25	17.0026.3.231	Spring	52	18.0064.6.471	Block
26	08.6000.6.030	Screw	53	17.0012.4.105	Screw
27	18.0081.0.503	Lever	54		

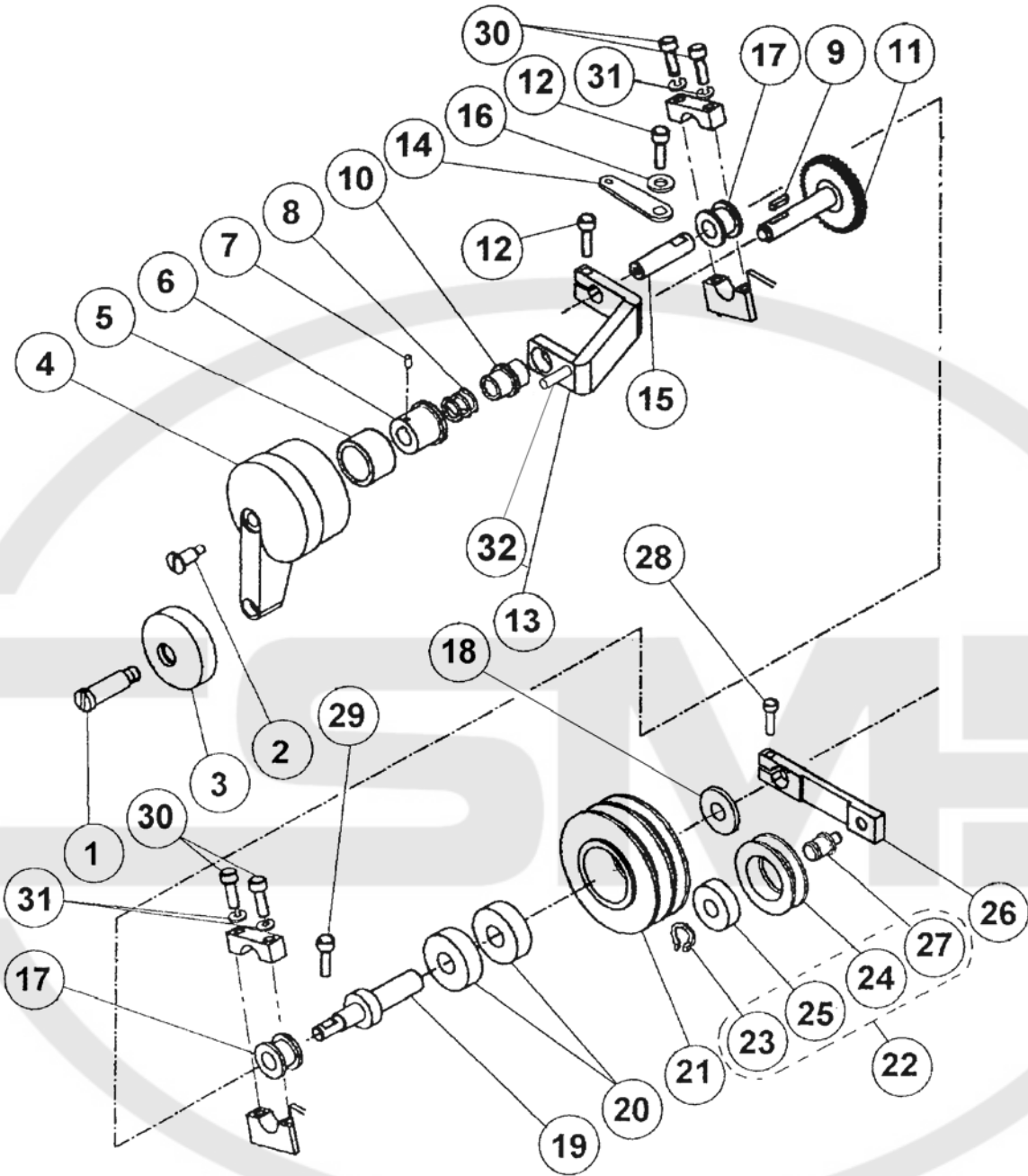
**HEAD, CAM CASE AND BEDPLATE SUPPORT**



**HEAD, CAM CASE AND BEDPLATE SUPPORT**

DET	PART NUMBER	DESCRIPTION	DET	PART NUMBER	DESCRIPTION
01	18.0071.4.200	Bedplate	28	08.6000.6.012	Screw
02	18.0071.3.159	Arm	29	08.6800.6.000	Spring Washer
03	17.0031.2.013	Pin	30	18.0064.8.404	Bracket
04	17.0014.1.243	Screw	31	08.6700.8.000	Nut
05	17.0014.1.244	Screw	32	18.0014.7.000	Fitting
06	17.0094.5.052	Felt	33	07.6481.0.014	Hydraulic Damper
07	18.0071.0.200	Base	34	08.6850.8.000	Washer
08	17.0044.1.443	Screw	35	17.0027.1.463	Thread Guide
09	17.0019.2.021	Dog	36	08.6850.4.000	Washer
10	17.0011.1.079	Screw	37	08.6010.4.012	Screw
11	17.0016.1.190	Nut	38	07.0087.0.001	Safety Clip
12	17.0027.1.463	Tubing	39	17.0013.1.415	Screw
13	17.0012.0.217	Screw	40	18.0064.6.470	Block
14	17.0031.7.039	Pin	41	08.6000.6.020	Screw
15	08.6000.6.016	Screw	42		
16	18.0002.5.404	Tubing	43		
17	17.0012.0.124	Screw	44	07.0087.0.000	Ball Socket
18	17.0031.0.433	Pin	45	18.0007.8.403	Start Switch
19	17.0084.0.266	Thread Guide	46	18.0007.9.509	Start Switch Cable
20	18.0014.6.403	Screw	47	12.0008.4.277	Cord Clamp
21	17.0074.4.407	Block	48	08.6200.4.006	Screw
22	17.0082.6.000	Clamp	49	08.6852.4.000	Washer
23	18.0074.4.510	Arm	50	08.6000.6.016	Screw
24	17.0074.4.411	Arm	51	08.6832.6.000	Washer
25	08.6010.3.006	Screw	52	12.0008.4.263	Sleepe Snap
26	17.0011.1.251	Screw	53	18.0000.4.041	Start Switch Complete Asm.
27	17.0027.1.419	Guard	54		

**L. H. CRANK AND R. H. BELT PULLEY**



**L. H. CRANK AND R. H. BELT PULLEY**

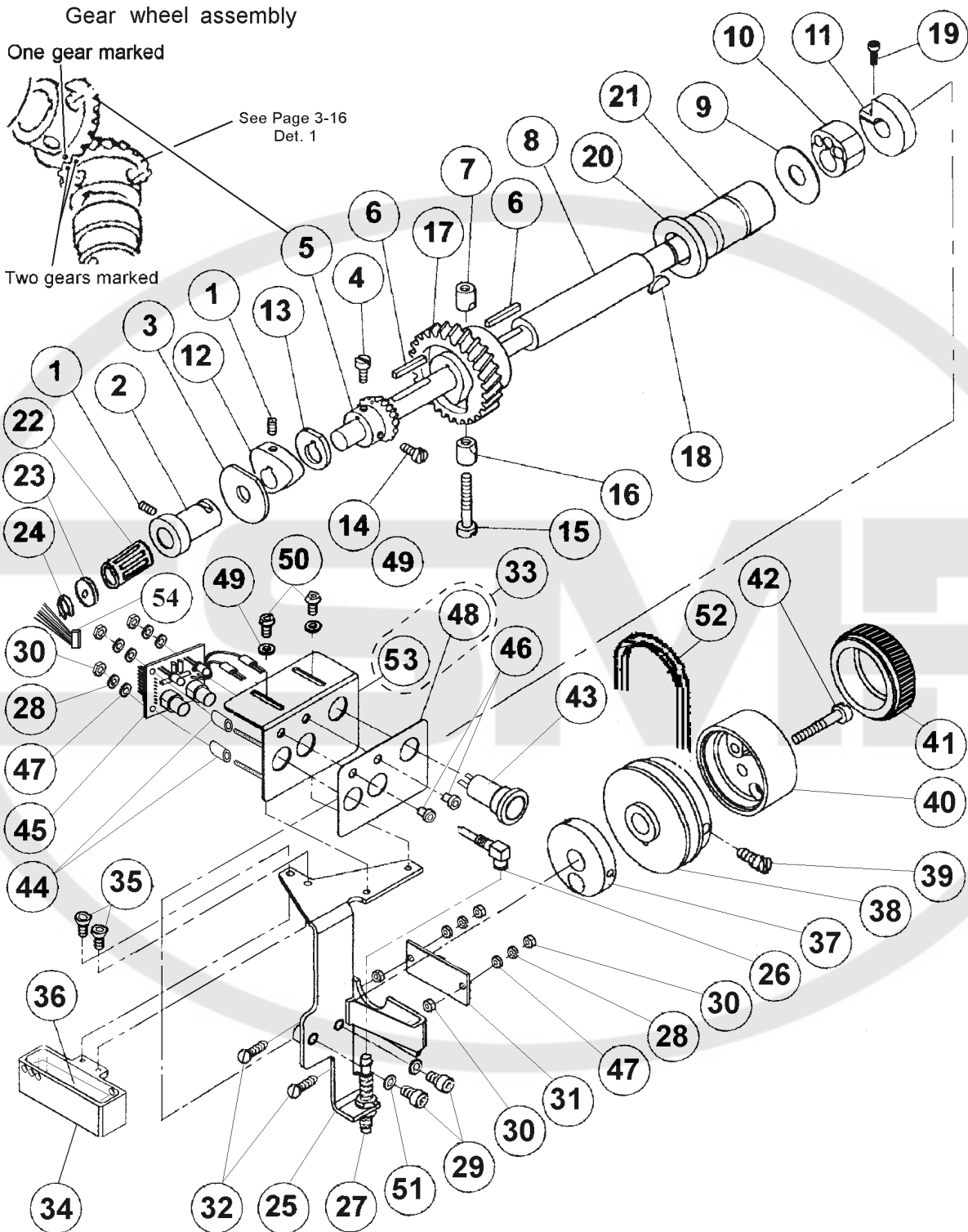
DET	PART NUMBER	DESCRIPTION
01	17.0013.1.343	Screw
02	18.0013.1.481	Pin
03	18.0023.0.400	Crank
04	18.0062.1.400	Hand Crank
05	17.0002.4.140	Feed Clutch
06	17.0042.5.256	Collar
07	17.0031.0.480	Pin
08	17.0026.0.481	Spring
09	17.0021.1.068	Key
10	17.0042.4.120	Bushing
11	17.0055.1.153	Gear Wheel
12	08.6310.5.018	Screw
13	18.0074.4.521	Holder-Manual Feeding
14	17.0082.6.403	Spring Holder
15	18.0031.8.401	L.H. Pin
16	08.6800.5.000	Spring Washer
17	18.0095.1.271	Bushing
18	18.0041.0.676	Collar
19	18.0032.2.350	Pin
20	12.2010.0.005	Bearing
21	18.0052.1.400	Pulley
22	18.0004.3.251	Idler Pulley
23	17.0027.4.085	Lock Washer
24	18.0052.0.274	Idler Pulley
25	12.2010.0.004	Bearing
26	18.0061.3.350	Idler Pulley Lever
27	18.0032.3.198	Idler Pulley Pin
28	08.6000.4.016	Screw
29	08.6000.5.012	Screw
30	08.6000.5.016	Screw
31	08.6800.5.000	Spring Washer
32	18.0014.6.406	Pin

Revised 02/2003

e-mail: [service@amfreece.cz](mailto:service@amfreece.cz) ; [parts@amfreece.cz](mailto:parts@amfreece.cz); website: [www.amfreece.com](http://www.amfreece.com)

Phones: +420 582 309 160 (Service), +420 582 309 189 (343) (Spare Parts) ; Fax: +420 582 360 606

**MAIN STITCH SHAFT**



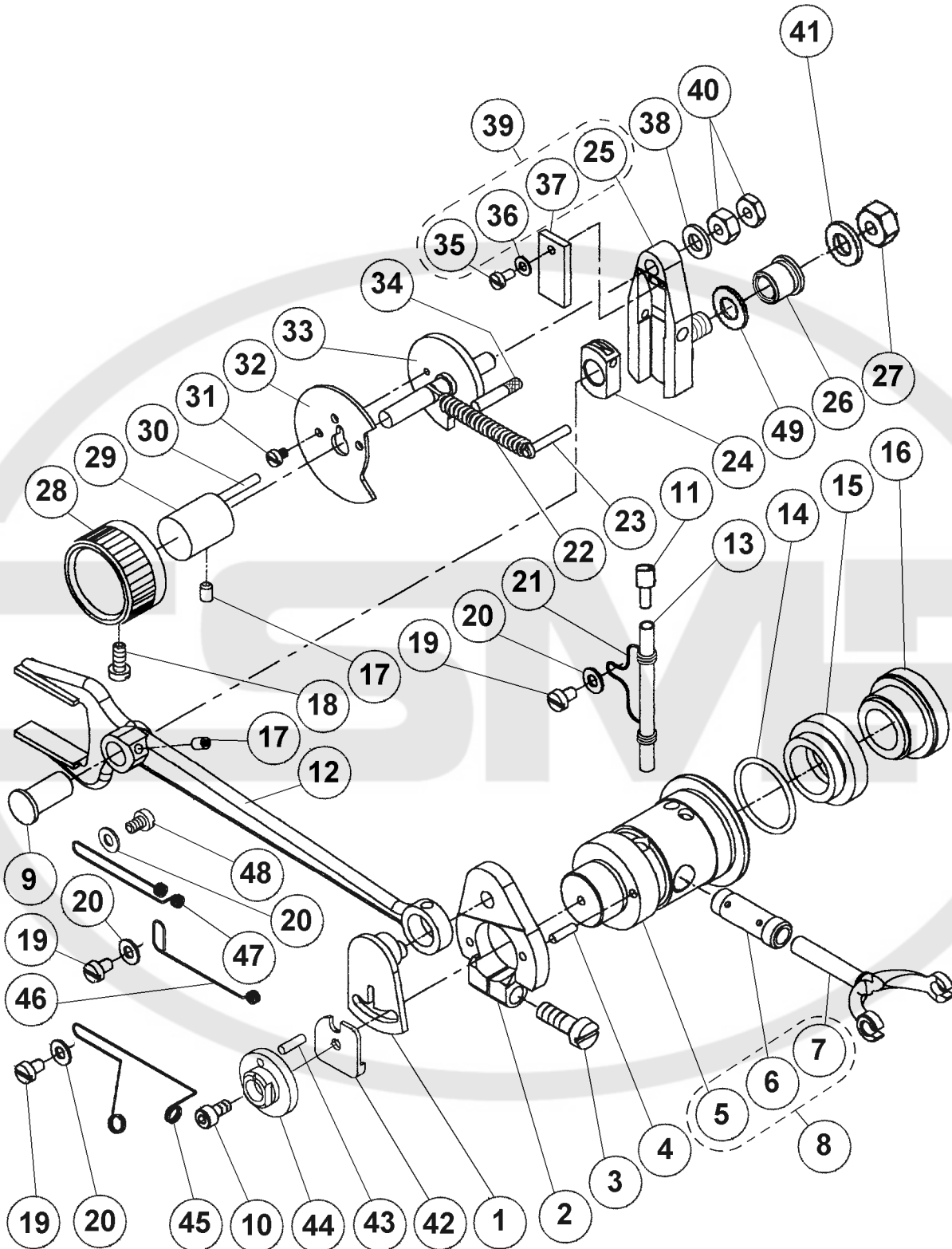


**MAIN STITCH SHAFT**

DET	PART NUMBER	DESCRIPTION	DET	PART NUMBER	DESCRIPTION
01	17.0011.1.234	Screw	28	08.6802.3.000	Washer
02	18.0042.2.183	Shaft Bushing	29	17.0012.1.172	Screw
03	17.0081.4.376	Washer	30	08.6702.3.000	Nut
04	17.0013.2.119	Screw	31	12.0008.4.266	Synchronizer Board
* 05	18.0056.2.117	Gear	32	08.6132.3.012	Screw
06	17.0021.1.070	Key	33	18.0002.9.002	Operator Control Panel
07	17.0043.1.011	Roll	34	17.0071.0.104	Oil Reservoir
08	17.0034.9.201	Shaft	35	17.0012.6.066	Screw
09	17.0019.0.605	Washer	36	17.0094.5.314	Felt
10	17.0067.2.411	Vibrator Cam	37	12.0008.6.400	Magnet Disk Asm.
11	17.0043.6.280	Clamp Collar	38	18.0052.0.500	Pulley
12	17.0067.2.098	Counterweight	39	18.0011.3.400	Screw
13	17.0081.8.377	Washer	40	18.0051.0.400	Hand Grip
14	17.0013.2.120	Screw	41	18.0093.2.400	Hand Grip
15	17.0012.0.114	Screw	42	08.6100.6.035	Screw
16	17.0041.0.232	Bushing	43	12.0008.4.185	Emergency Stop
17	17.0055.2.172	Gear	44	12.0008.4.254	Spacer
18	17.0021.1.045	Key	45	18.0005.2.207	Switch Panel
19	08.6000.5.012	Screw	46	12.0008.4.475	LED Holder
20	17.0042.5.280	Bushing	47	08.6852.3.000	Washer
21	12.2050.1.001	Bearing	48	18.0097.5.400	Label
22	12.2050.0.001	Bearing	49	08.6800.4.000	Spring Washer
23	18.0044.1.213	Shim	50	08.6200.4.006	Screw
24	12.1040.1.000	U-Clip	51	08.6800.6.000	Spring Washer
25	18.0082.6.400	Sensor Holder	52	12.5050.1.008	V-Belt
26	12.0008.4.265	Sensor Cable	53	-----	Part Off Assembly Only 18.0002.9.002
27	07.9014.0.000	Proximity Sensor	54	18.0007.9.503	Cable of the Control Panel

**\*Note:** This gear is marked for correct orientation with mating gear (18.0056.2.118), see Gear Wheel Asm., Details 1 and 20 on page 3-16.

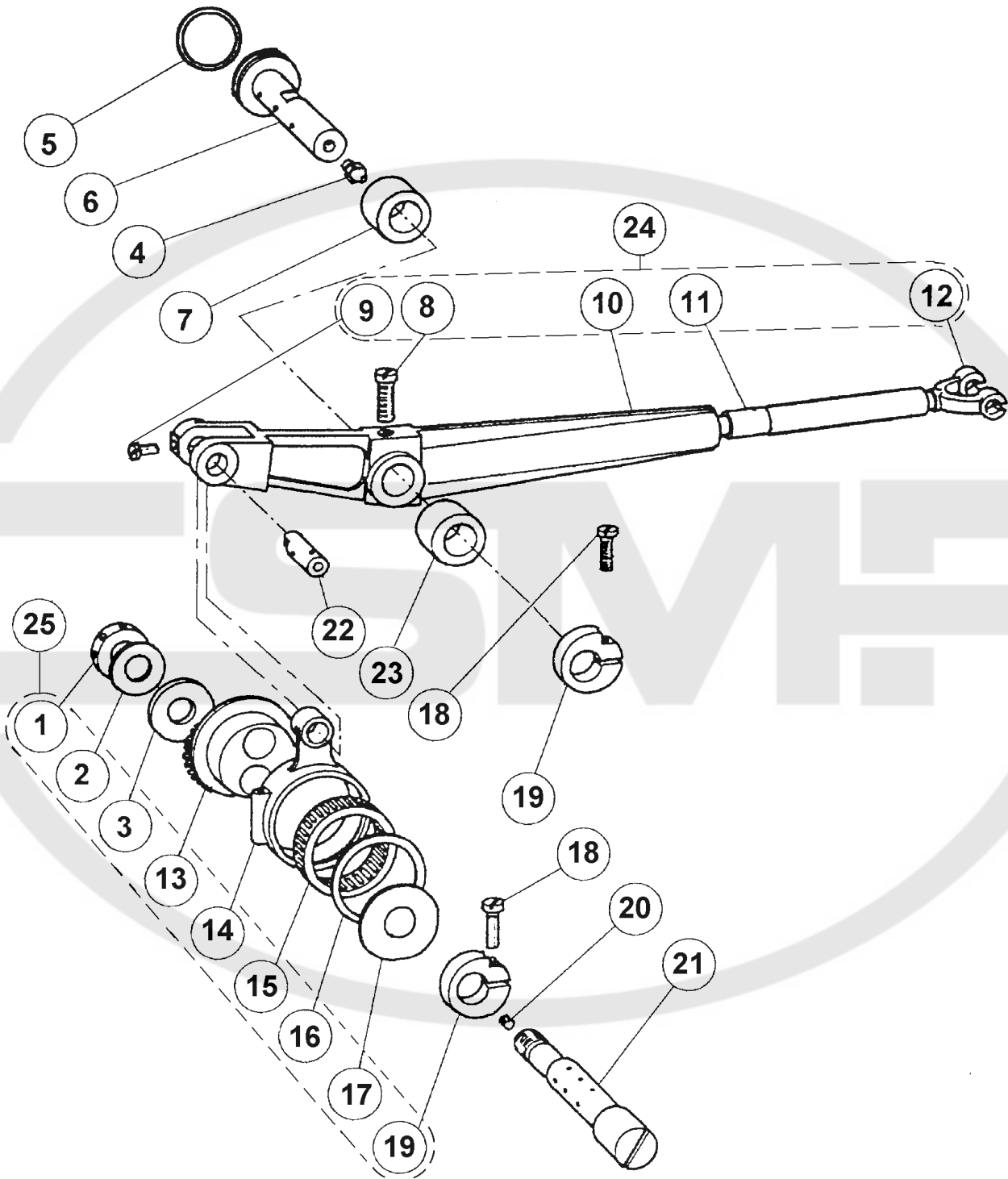
## BITE ADJUSTMENTS AND BARREL



**BITE ADJUSTMENTS AND BARREL**

DET	PART NUMBER	DESCRIPTION	DET	PART NUMBER	DESCRIPTION
01	18.0033.8.400	Eccentric	26	18.0042.5.405	Bearing
02	17.0063.6.304	Clamp	27	17.0016.1.190	Nut
03	17.0012.1.169	Screw	28	18.0044.2.641	Knob
04	17.0031.0.425	Pin	29	18.0031.8.402	Knob Pin
05	17.0041.5.033	Barrel	30	17.0031.0.428	Pin
06	17.0042.5.323	Bushing	31	17.0012.0.215	Screw
07	17.0063.4.172	Yoke Fork	32	17.0081.4.313	Limiter
08	17.0003.5.431	Yoke Assembly	33	17.0004.9.858	Eccentric
09	17.0032.0.194	Stud	34	18.0031.3.401	Pin
10	17.0012.1.401	Screw	35	17.0012.0.328	Screw
11	17.0042.1.282	Bushing	36	08.6850.3.000	Washer
12	17.0063.4.169	Fork Lever	37	18.0094.5.319	Felt
13	17.0094.2.092	Tubing	38	17.0019.2.061	Curved Spring Washer
14	18.0094.1.103	Rubber Roller	39	18.0002.6.089	Bracket Assembly
15	18.0042.7.400	Knob Pin	40	17.0016.1.140	Nut
16	18.0095.1.401	Wheel	41	18.0019.0.690	Washer
17	08.6400.4.005	Screw	42	17.0081.4.295	Misalignment Limiter
18	08.6000.4.005	Screw	43	17.0031.0.351	Pin
19	17.0012.0.217	Screw	44	18.0044.1.621	Flange
20	08.6850.4.000	Washer	45	17.0027.1.413	Wick Guide
21	17.0027.1.799	Spring	46	17.0027.1.411	Wick Guide
22	17.0026.3.123	Spring	47	17.0027.1.412	Wick Guide
23	17.0031.0.199	Pin	48	08.6310.4.006	Screw
24	17.0045.1.099	Block	49	18.0019.0.689	Washer
25	18.0064.1.100	Bracket	50		

**NEEDLE BAR DRIVE**



## NEEDLE BAR DRIVE

---

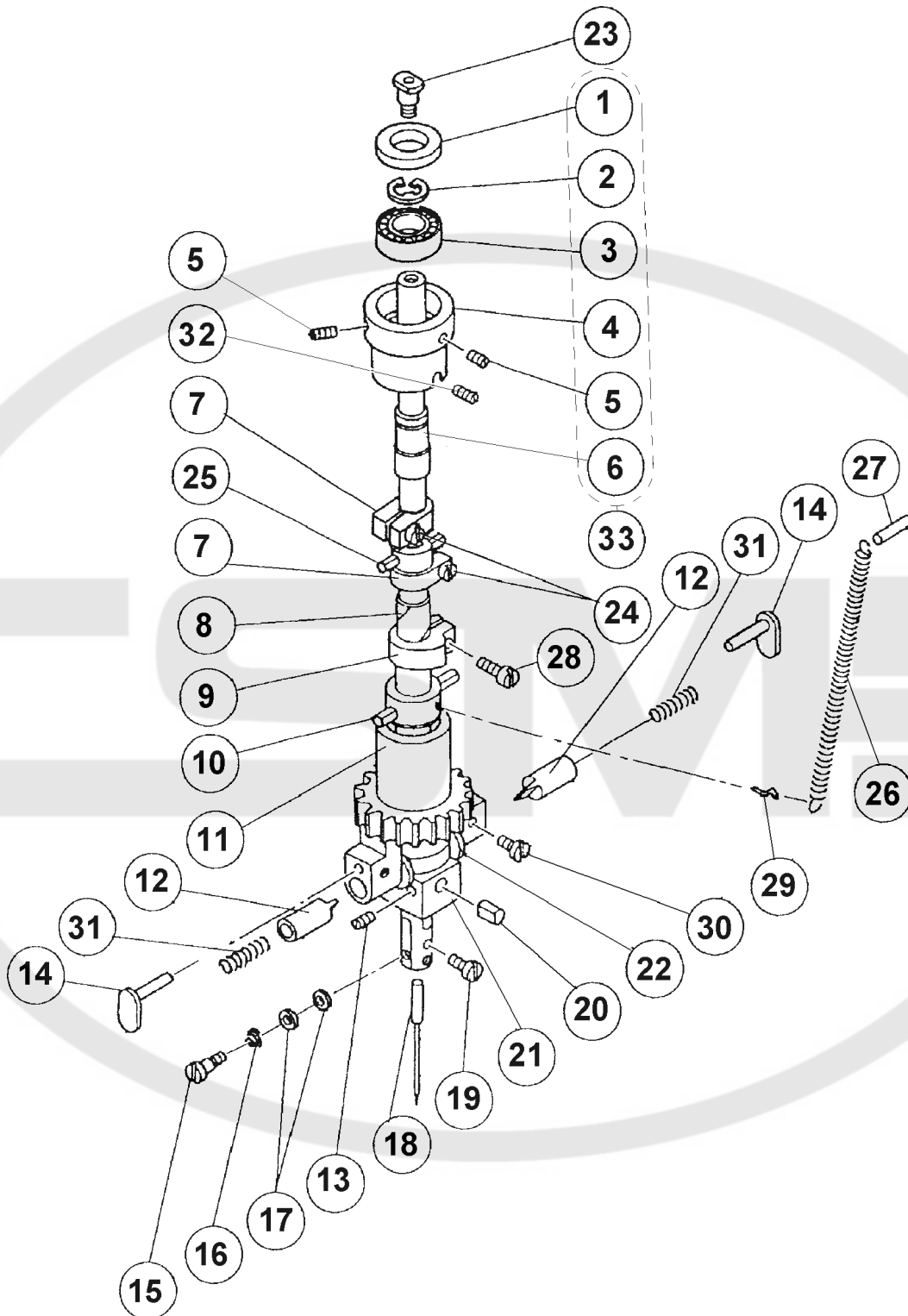
DET	PART NUMBER	DESCRIPTION
01	17.0017.4.058	Nut
02	17.0019.0.371	Washer
03	17.0019.0.225	Washer
04	17.0004.7.242	Screw
05	18.0094.1.103	Rubber Roller
06	17.0033.0.057	Pin
07	17.0041.0.551	Roll
08	17.0012.2.031	Screw
09	17.0012.0.290	Screw
10	17.0063.6.257	Needle Bar Lever
11	17.0041.2.160	Bushing
12	17.0063.4.166	Yoke
13	17.0003.5.475	Eccentric
14	17.0063.0.253	Rick Link
15	12.2050.0.000	Bearing
16	17.0019.2.077	Washer
17	17.0081.4.375	Washer
18	17.0012.0.543	Screw
19	17.0043.6.351	Clamp
20	17.0011.1.230	Screw
21	17.0033.5.127	Shaft Eccentric
22	17.0031.4.205	Stud
23	17.0041.0.548	Roll
24	17.0004.4.797	Needle Bar Lever Assembly
25	17.0003.5.479	Needle Drive Bearing Asm.

Revised 02/2003

e-mail: [service@amfreece.cz](mailto:service@amfreece.cz) ; [parts@amfreece.cz](mailto:parts@amfreece.cz); website: [www.amfreece.com](http://www.amfreece.com)

Phones: +420 582 309 160 (Service), +420 582 309 189 (343) (Spare Parts) ; Fax: +420 582 360 606

**NEEDLE BAR AND GEAR**

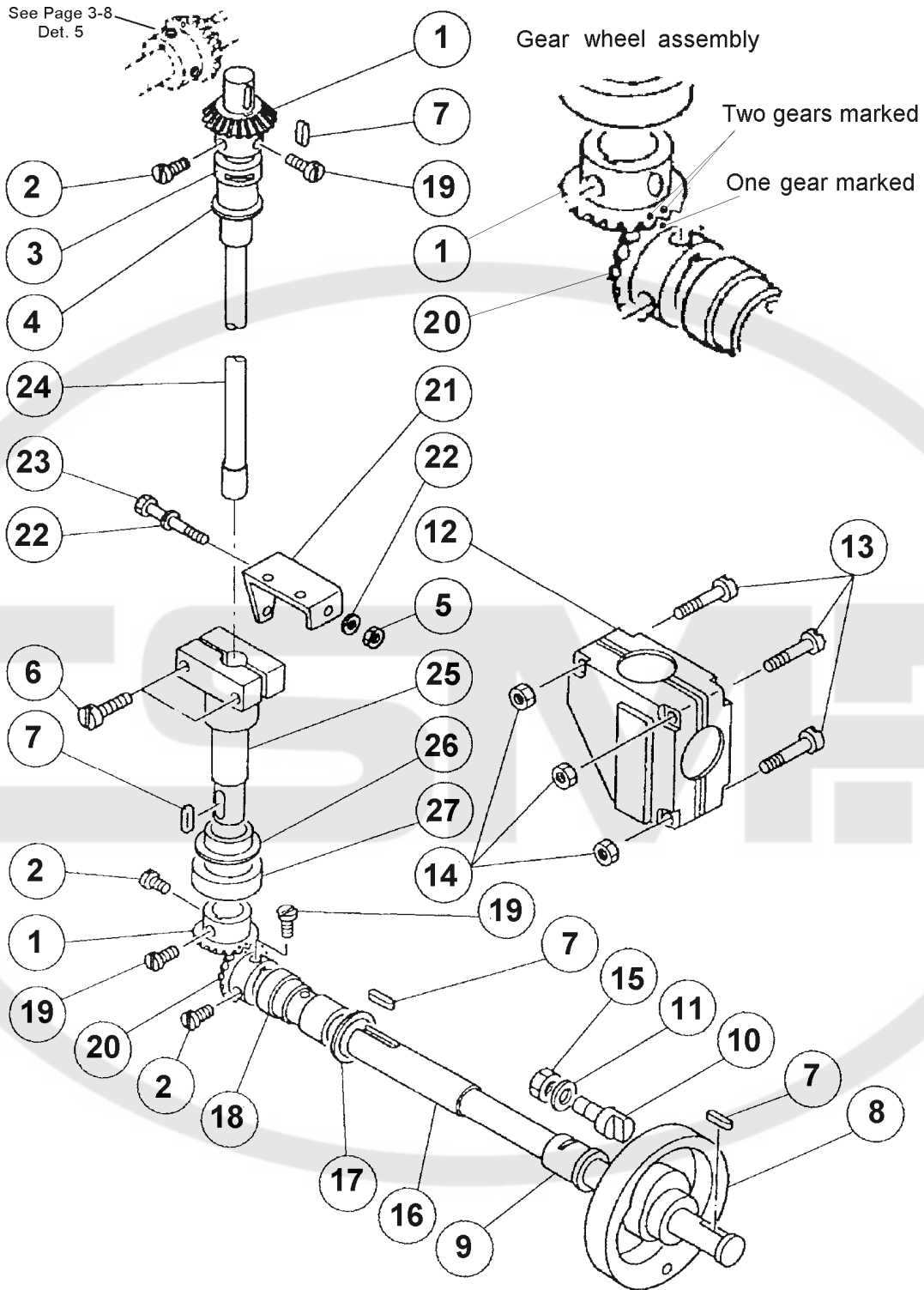


## NEEDLE BAR AND GEAR

---

DET	PART NUMBER	DESCRIPTION
01	17.0044.2.229	Washer
02	17.0027.4.085	Retaining Ring
03	12.2010.1.001	Bushing
04	17.0042.2.149	Guide
05	17.0011.2.107	Screw
06	17.0042.1.283	Bushing
07	17.0043.6.277	Clamp
08	17.0002.1.274	Needle Bar
09	17.0043.6.351	Clamp
10	17.0045.3.006	Gimbal
11	17.0055.5.042	Gear
12	17.0031.3.027	Guide
13	18.0011.2.400	Screw
14	10.1021.2.000	Retainer
15	17.0013.1.420	Screw
16	17.0026.2.077	Tension Spring
17	17.0082.8.017	Tension Disc
18	02.0501.0.111	Needle
19	17.0012.0.570	Needle Screw
20	18.0031.8.130	Button
21	18.0041.6.130	Needle Bar Guide
22	17.0019.1.062	Retainer Washer
23	17.0042.2.216	Thread Draw-Off
24	17.0012.0.120	Screw
25	17.0045.3.004	Gimbal
26	17.0031.0.196	Pin
27	17.0026.3.014	Spring
28	17.0012.0.543	Screw
29	17.0027.1.073	Pin
30	17.0012.0.423	Screw
31	17.0026.1.084	Spring
32	17.0011.1.234	Screw
33	17.0002.7.563	Upper Needle Bar Asm.

# STITCH SHAFT AND DRIVE



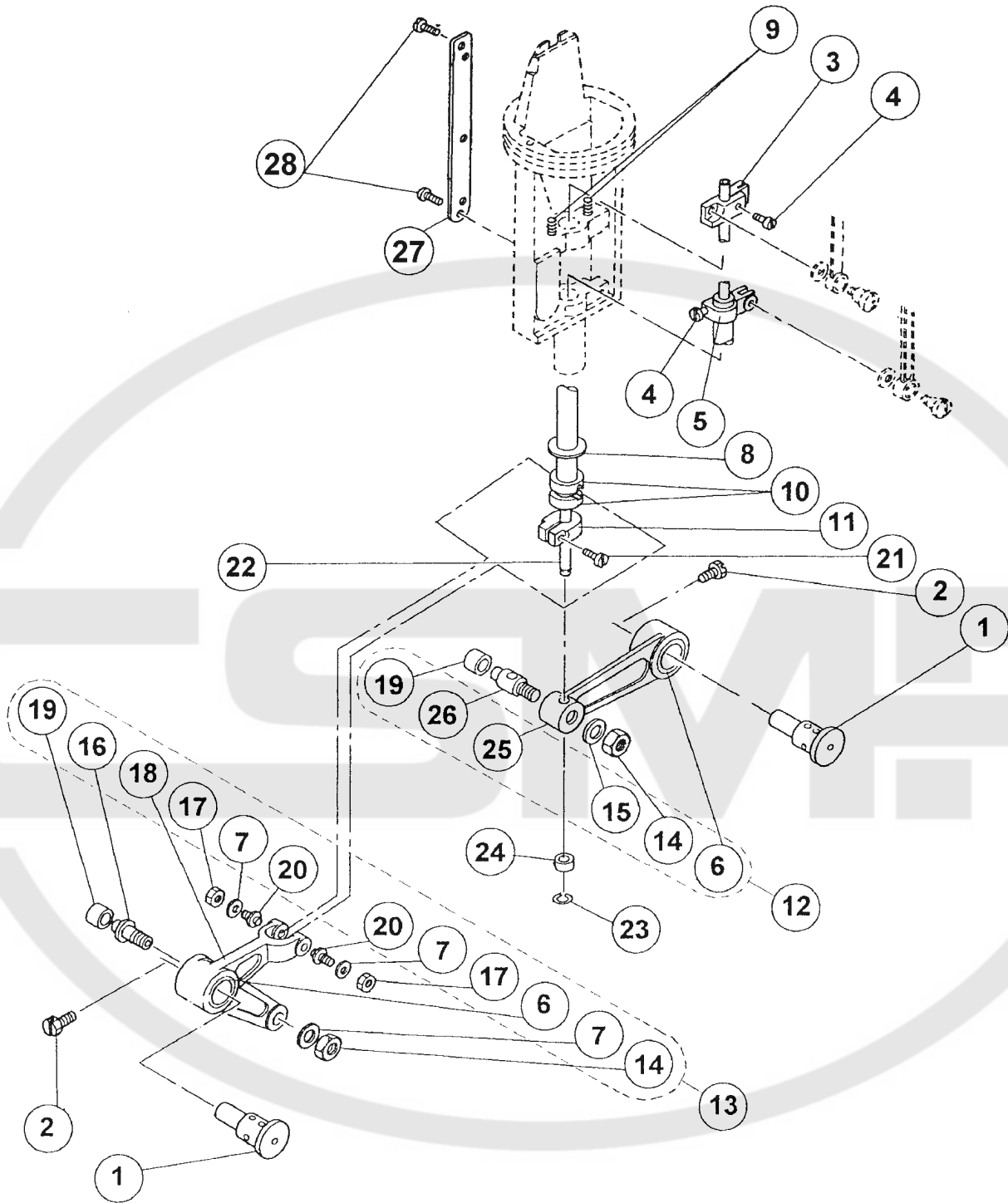


## STITCH SHAFT AND DRIVE

DET	PART NUMBER	DESCRIPTION
*	01	18.0056.2.118 Bevel Gear
	02	17.0013.2.120 Screw
	03	17.0042.5.287 Bearing
	04	17.0019.0.226 Washer
	05	17.0016.1.165 Nut
	06	17.0012.0.113 Screw
	07	17.0021.1.069 Key
	08	17.0067.5.152 Stitch Cam
	09	17.0042.5.288 Bushing
	10	17.0033.3.138 Stud
	11	08.6850.5.000 Washer
	12	17.0004.6.939 Housing
	13	17.0012.0.301 Screw
	14	17.0016.1.137 Nut
	15	17.0016.1.179 Nut
	16	17.0032.2.282 Shaft
	17	17.0019.0.222 Washer
	18	17.0042.5.247 Bushing
	19	17.0013.2.119 Screw
*	20	18.0056.2.117 Gear
	21	17.0094.5.308 Bracket
	22	08.6850.4.000 Washer
	23	17.0014.2.020 Screw
	24	17.0034.6.039 Shaft
	25	17.0032.2.272 Shaft Clamp
	26	17.0019.0.221 Washer
	27	17.0042.5.249 Bushing

**\*Note:** This gear is marked for correct orientation with mating gear (18.0056.2.118), see Gear Wheel Asm., Details 1 and 20 on page 3-16.

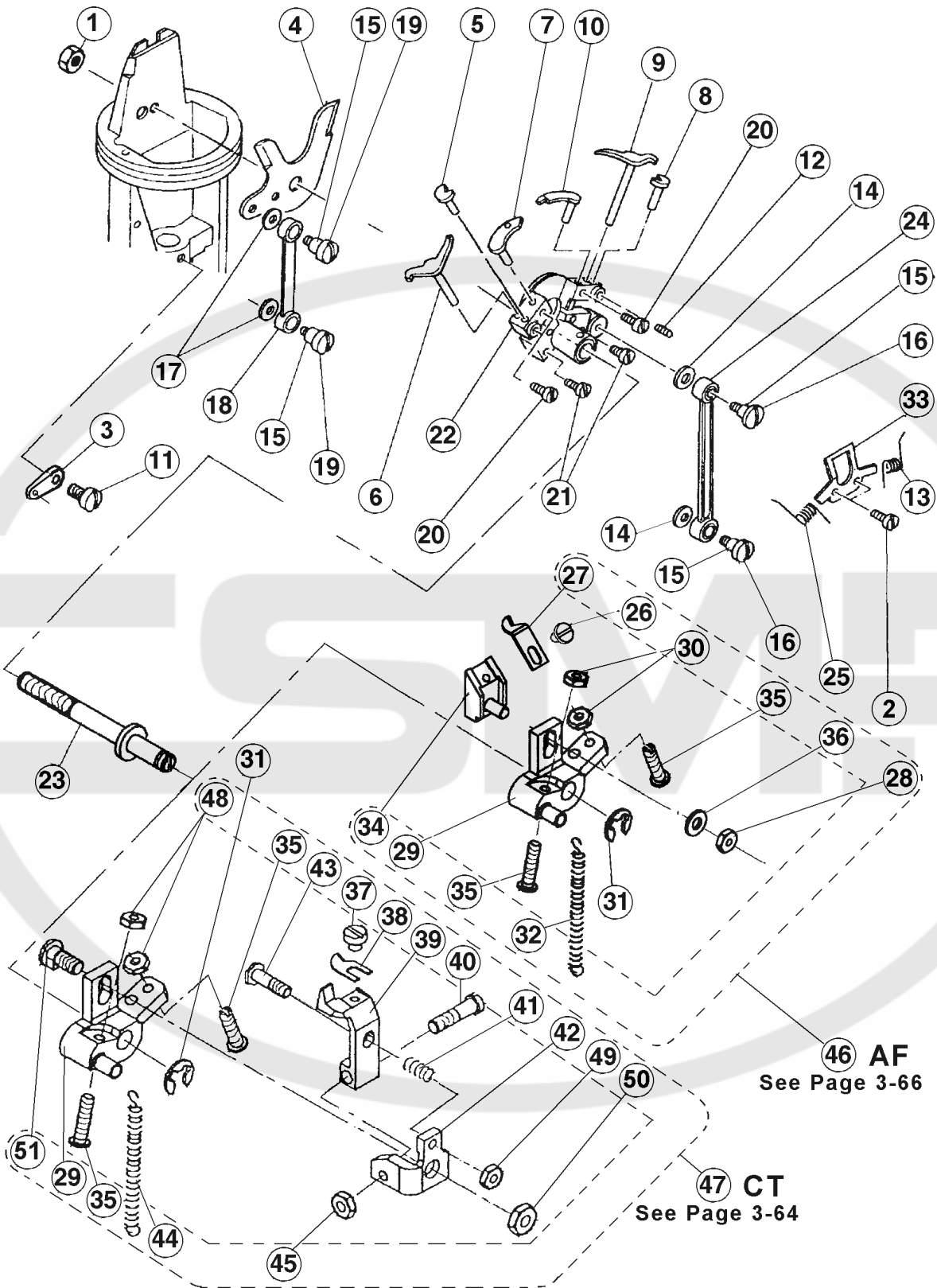
# LOOPER AND SPREADER DRIVE



**LOOPER AND SPREADER DRIVE**

DET	PART NUMBER	DESCRIPTION
01	17.0032.2.268	Stud
02	17.0014.1.015	Screw
03	18.0064.6.427	Clamp
04	08.6010.4.012	Screw
05	17.0074.4.405	Clamp
06	17.0041.0.550	Bushing
07	08.6850.5.000	Washer
08	17.0004.9.850	Shaft, Complete
09	17.0026.0.215	Spring
10	17.0019.0.398	Bushing
11	19.0043.6.441	Looper Drive Shaft Collar
12	17.0004.4.795	Lever Assembly
13	17.0004.4.793	Lever Assembly
14	17.0016.1.140	Nut
15	17.0019.0.346	Washer
16	17.0033.3.129	Stud
17	17.0016.1.143	Nut
18	17.0063.6.256	Looper Lever
19	17.0041.8.096	Roll
20	17.0033.3.131	Stud
21	08.6010.4.010	Screw
22	18.0034.6.035	Shaft
23	17.0027.4.045	Clip Ring
24	17.0042.6.053	Roll
25	17.0061.2.336	Lever
26	17.0033.2.126	Stud
27	17.0081.5.003	Bracket
28	17.0012.0.290	Screw

# RIGHT & LEFT LOOPERS/SPREADERS/SPREADER STOPS



**46 AF**  
See Page 3-66

**47 CT**  
See Page 3-64

**RIGHT & LEFT LOOPERS/SPREADERS/SPREADER STOPS**

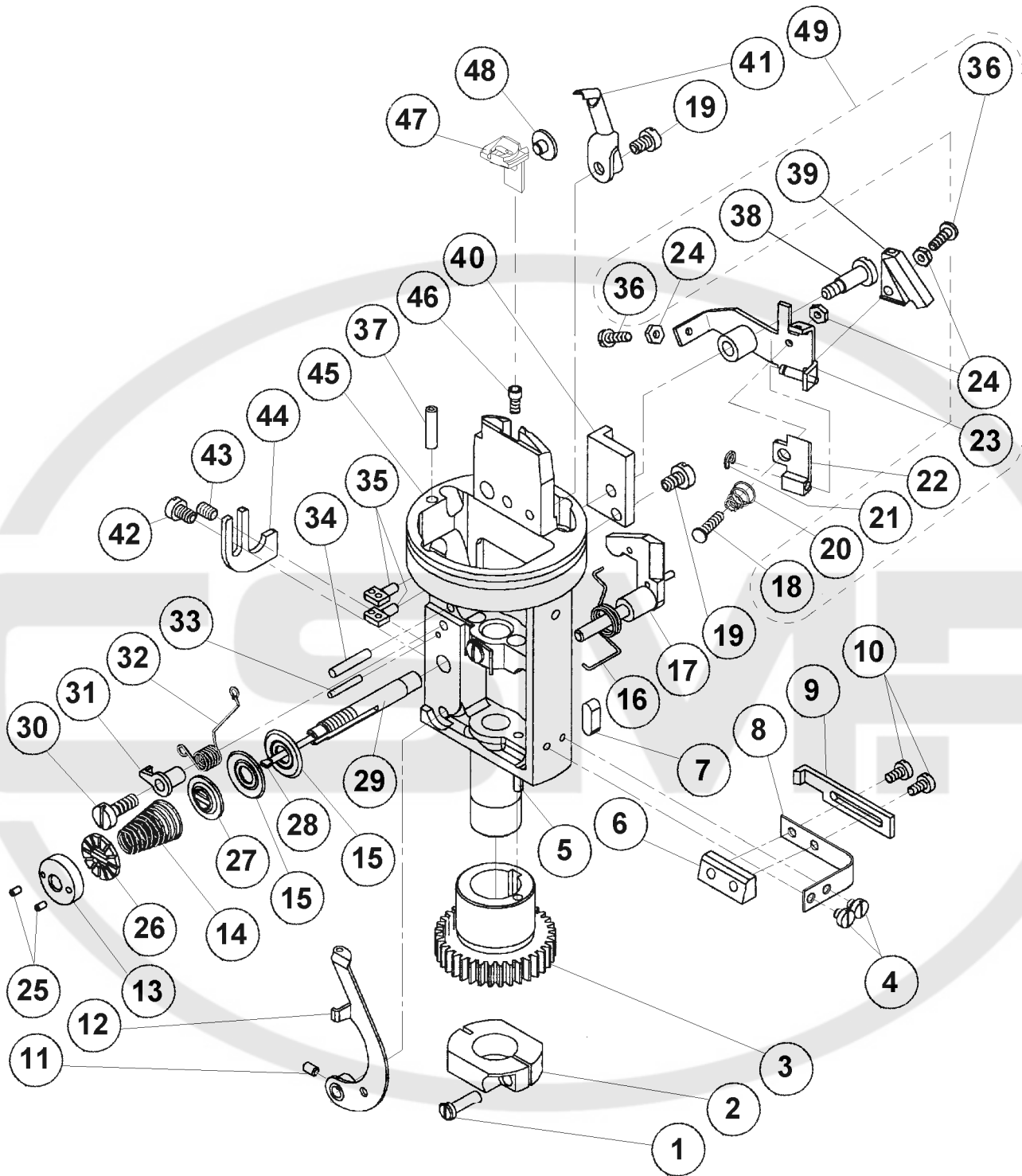
DET	PART NUMBER	DESCRIPTION
01	17.0016.1.149	Nut
02	17.0012.0.404	Screw
03	17.0082.5.235	Plate
04	17.0081.8.547	Spreader Wedge
05	17.0033.8.089	L.H. Spreader Stop
06	17.0004.9.895	Forked Spreader
07	17.0069.4.049	Eye Looper
08	17.0033.8.154	R.H. Spreader Stop*CT
09	17.0004.9.894	R.H. Spreader
10	17.0069.4.048	Blind Looper
11	17.0012.4.105	Screw
12	17.0011.1.248	Screw
13	17.0026.4.292	R.H. Spring
14	17.0019.1.088	Washer
15	17.0041.1.094	Roll
16	17.0012.1.142	Screw
17	17.0019.0.228	Washer
18	17.0063.1.073	Spreader Link
19	17.0012.1.140	Stud
20	08.6010.3.006	Scew
21	17.0012.1.139	Screw
22	17.0003.5.711	Looper Carrier
23	17.0033.3.158	Stud
24	17.0004.4.829	Looper Link
25	17.0026.4.293	L.H. Spring
26	17.0012.0.605	Screw
27	17.0087.0.204	Knife
28	17.0016.1.165	Nut
29	17.0064.6.336	Lever
30	17.0016.1.185	Nut
31	17.0027.4.090	E-Ring
32	17.0026.3.173	Spring
33	17.0082.5.898	Needle Guard
34	17.0003.5.721	Knife Holder
35	17.0013.6.081	Screw
36	08.6850.4.000	Washer
37	17.0012.0.688	Screw CT
38	14.1197.1.000	Knife CT
39	17.0061.6.030	Knife Holder CT
40	17.0013.1.482	Screw CT
41	17.0026.0.218	Spring CT
42	17.0082.4.996	Holder CT
43	17.0014.1.178	Screw CT
44	17.0026.3.127	Spring CT
45	17.0016.1.401	Nut CT
46	17.0002.5.408	AF-Knife Assembly
47	17.0002.5.278	CT-Knife Assembly
48	08.6700.3.000	Nut
49	08.6710.3.000	Nut
50	08.6700.4.000	Nut
51	17.0015.5.042	Screw

Revised 02/2003

e-mail: [service@amfreece.cz](mailto:service@amfreece.cz) ; [parts@amfreece.cz](mailto:parts@amfreece.cz); website: [www.amfreece.com](http://www.amfreece.com)

Phones: +420 582 309 160 (Service), +420 582 309 189 (343) (Spare Parts) ; Fax: +420 582 360 606

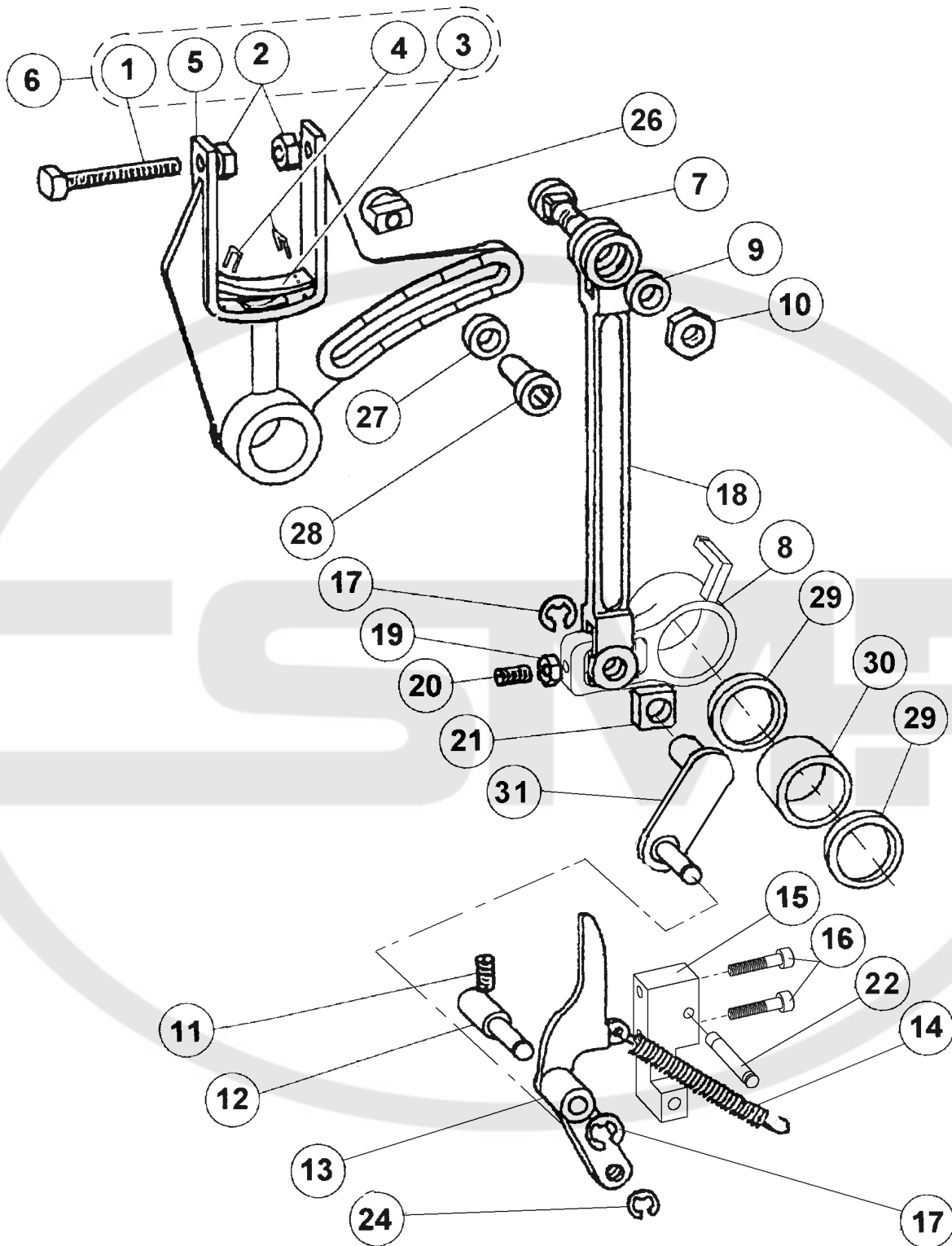
**RACE**



**RACE**

DET	PART NUMBER	DESCRIPTION	DET	PART NUMBER	DESCRIPTION
01	17.0012.0.543	Screw	26	18.0082.8.400	Washer
02	17.0043.6.290	Clamp Nut	27	17.0082.8.082	Release Washer
03	17.0055.1.143	Race Gear	28	18.0031.0.481	Pin
04	17.0012.0.330	Screw	29	18.0011.8.400	Stud
05	17.0031.0.424	Pin	30	08.6010.4.012	Screw
06	18.0082.6.406	Block	31	17.0064.7.162	Plate
07	17.0021.1.069	Key	32	17.0026.4.035	Spring
08	18.0028.3.401	Spring	33	17.0031.0.406	Pin
09	18.0062.5.402	Lever	34	17.0031.0.426	Pin
10	08.6010.3.006	Screw	35	17.0027.2.052	Thread Guide
11	08.6400.3.005	Screw	36	08.6032.3.008	Screw
12	18.0005.2.204	Lever	37	17.0084.1.001	Thread Guide
13	18.0017.1.400	Nut	38	17.0013.1.040	Screw
14	17.0026.2.078	Spring	39	17.0064.5.837	Thread Guide
15	17.0082.8.083	Tension Plate	40	18.0082.6.410	Washer
16	18.0026.4.403	Spring	41	17.0002.5.401	Guide
17	18.0005.2.203	Lever	42	17.0012.4.103	Screw
18	17.0013.6.081	Screw	43	08.6400.4.006	Screw
19	17.0012.0.266	Screw	44	18.0082.6.409	Plate
20	17.0026.2.077	Tension Spring	45	18.0071.7.400	Race
21	17.0027.4.100	Lockwasher	46	17.0012.2.400	Screw
22	17.0082.6.402	Thread Holder	47	18.0064.7.410	Throat Plate
23	17.0005.2.201	Thread Retainer	48	17.0012.1.137	Screw
24	08.6700.3.000	Nut	49	17.0002.5.400	Abductor Thread
25	08.6460.7.004	Screw	50		

**STITCH FEED**



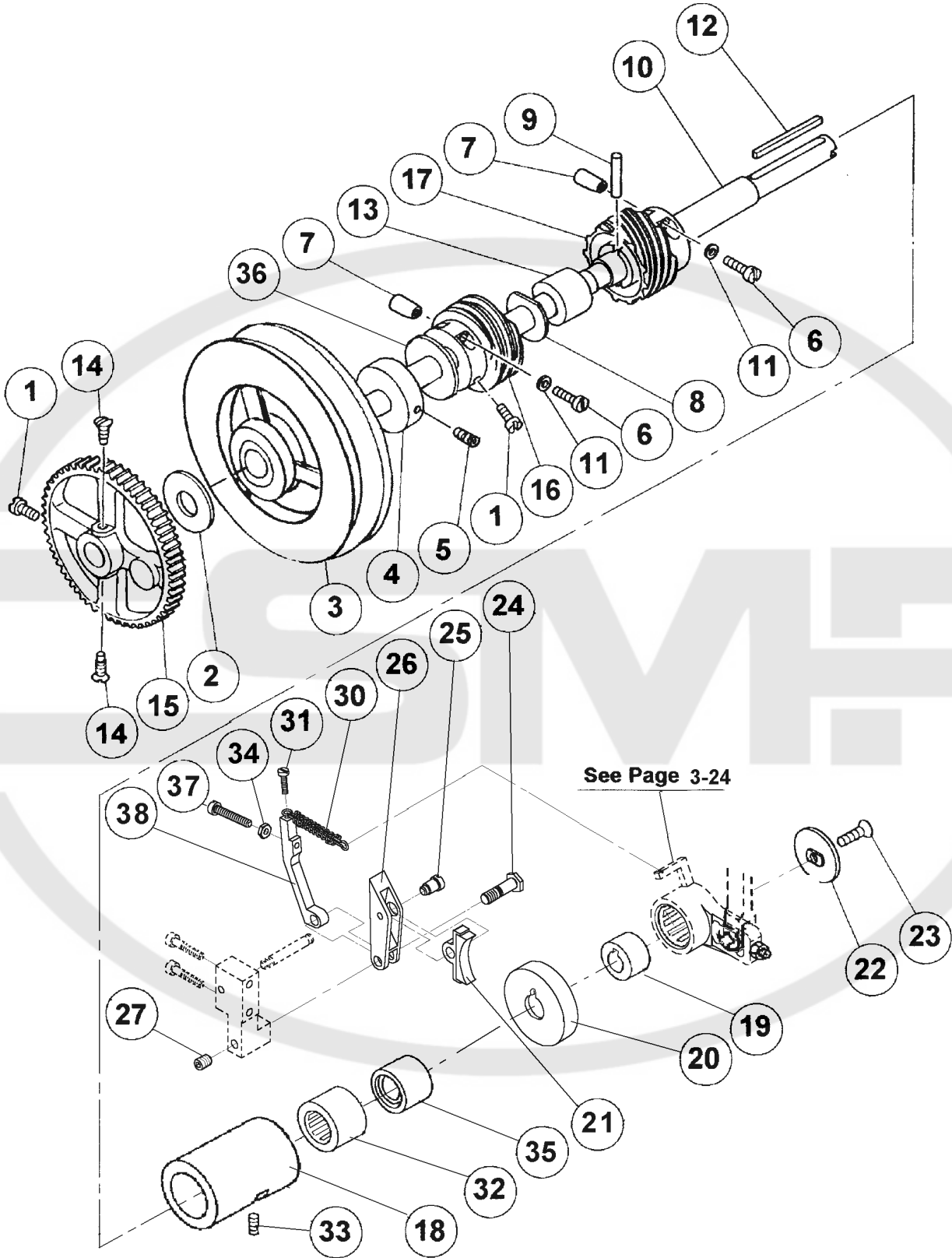


## STITCH FEED

---

DET	PART NUMBER	DESCRIPTION
01	17.0014.4.036	Screw
02	08.6700.6.300	Nut
03	17.0094.5.307	Wicking
04	17.0027.1.410	Clamp
05	17.0063.6.260	Stitch Feed
06	17.0004.4.806	Stitch Feed Assembly
07	17.0032.5.031	Stud
08	18.0064.1.401	Roll
09	17.0019.0.346	Washer
10	17.0016.1.190	Nut
11	17.0011.1.240	Screw
12	17.0034.9.155	Shaft
13	17.0063.3.195	Lever
14	17.0026.3.013	Spring
15	17.0074.4.453	Brake Holder
16	08.6000.4.020	Screw
17	17.0027.4.084	Lock Washer
18	17.0063.2.154	Lever Guide
19	17.0016.1.146	Nut
20	17.0011.1.242	Screw
21	17.0064.6.122	Block
22	18.0011.3.402	Stud
24	17.0027.4.083	Lock Washer
26	17.0016.3.051	Nut
27	17.0019.0.346	Washer
28	17.0012.0.457	Screw
29	18.0094.3.400	Felt Ring
30	17.0002.4.140	Bearing
31	18.0061.2.420	Lever

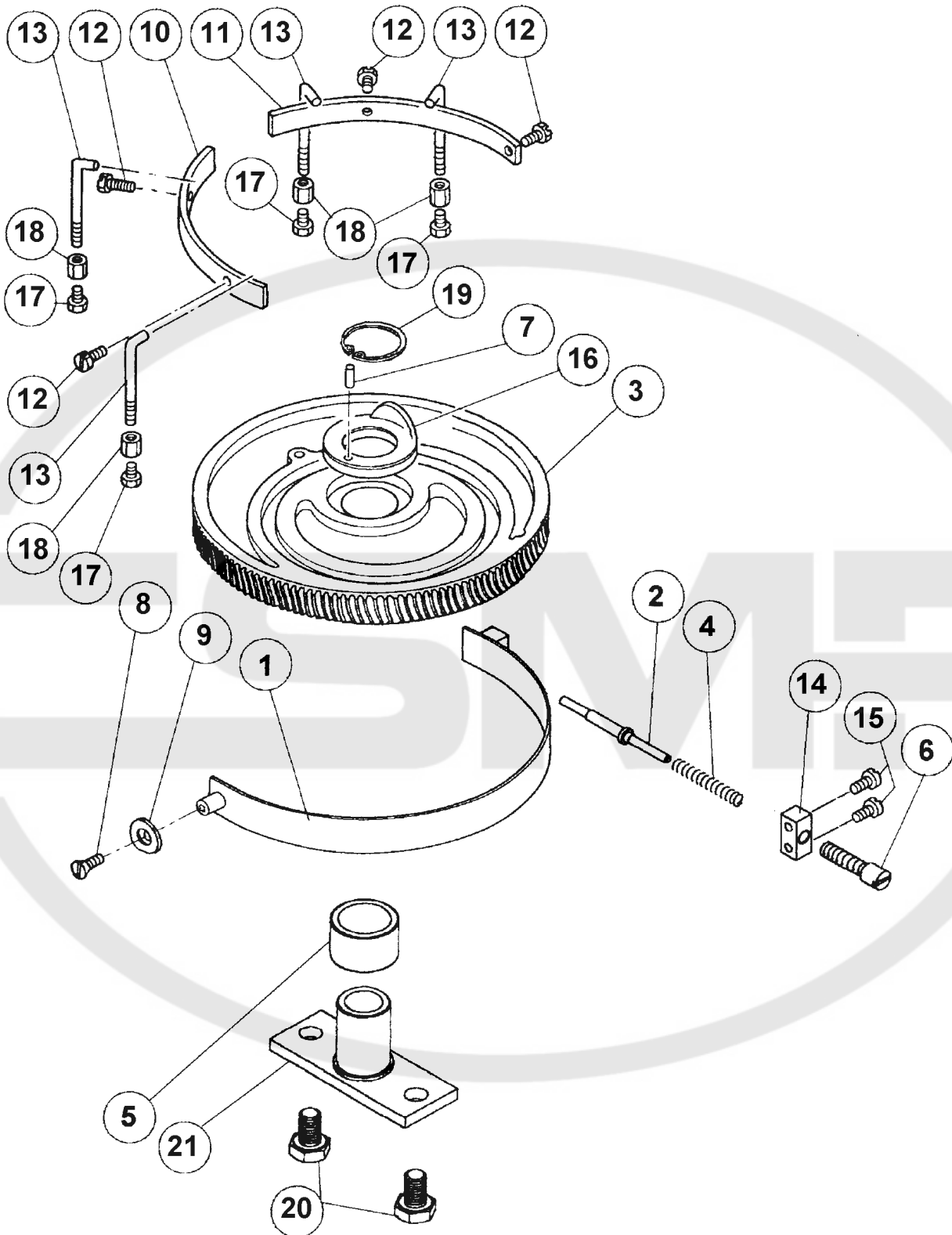
# BOTTOM SHAFT ASSEMBLY



**BOTTOM SHAFT ASSEMBLY**

DET	PART NUMBER	DESCRIPTION
01	17.0013.2.192	Screw
02	17.0019.0.235	Washer
03	18.0051.0.404	Pulley
04	18.0041.2.401	Setting Collar
05	08.6400.5.006	Screw
06	17.0012.0.204	Screw
07	17.0021.0.018	Nut
08	17.0019.1.063	Washer
09	17.0031.0.434	Pin
10	18.0034.9.401	Drive Shaft
11	17.0019.0.469	Washer
12	17.0021.1.071	Key
13	12.2050.1.004	Bearing
14	17.0013.2.090	Screw
15	17.0055.1.152	Wheel
16	17.0057.0.056	Friction Collar
17	17.0057.0.057	Gear
18	18.0041.6.144	Bushing
19	18.0041.3.400	Reverse Clutch Collar
20	18.0044.1.492	Brake Disc
21	18.0005.3.001	Brake Shoe
22	17.0019.6.033	Lockwasher
23	17.0012.6.149	Screw
24	17.0013.1.175	Screw
25	18.0013.1.493	Stud
26	18.0062.2.404	Brake Lever
27	08.6400.6.008	Screw
29	17.0026.0.217	Spring
30	01.5606.0.000	Spring
31	08.6010.3.012	Screw
32	12.2090.0.000	Bearing
33	17.0011.1.240	Screw
34	08.6700.4.000	Nut
35	18.0041.2.400	Reverse Clutch Collar
36	17.0094.3.142	Washer
37	08.6000.4.025	Screw
38	18.0061.6.400	Lever

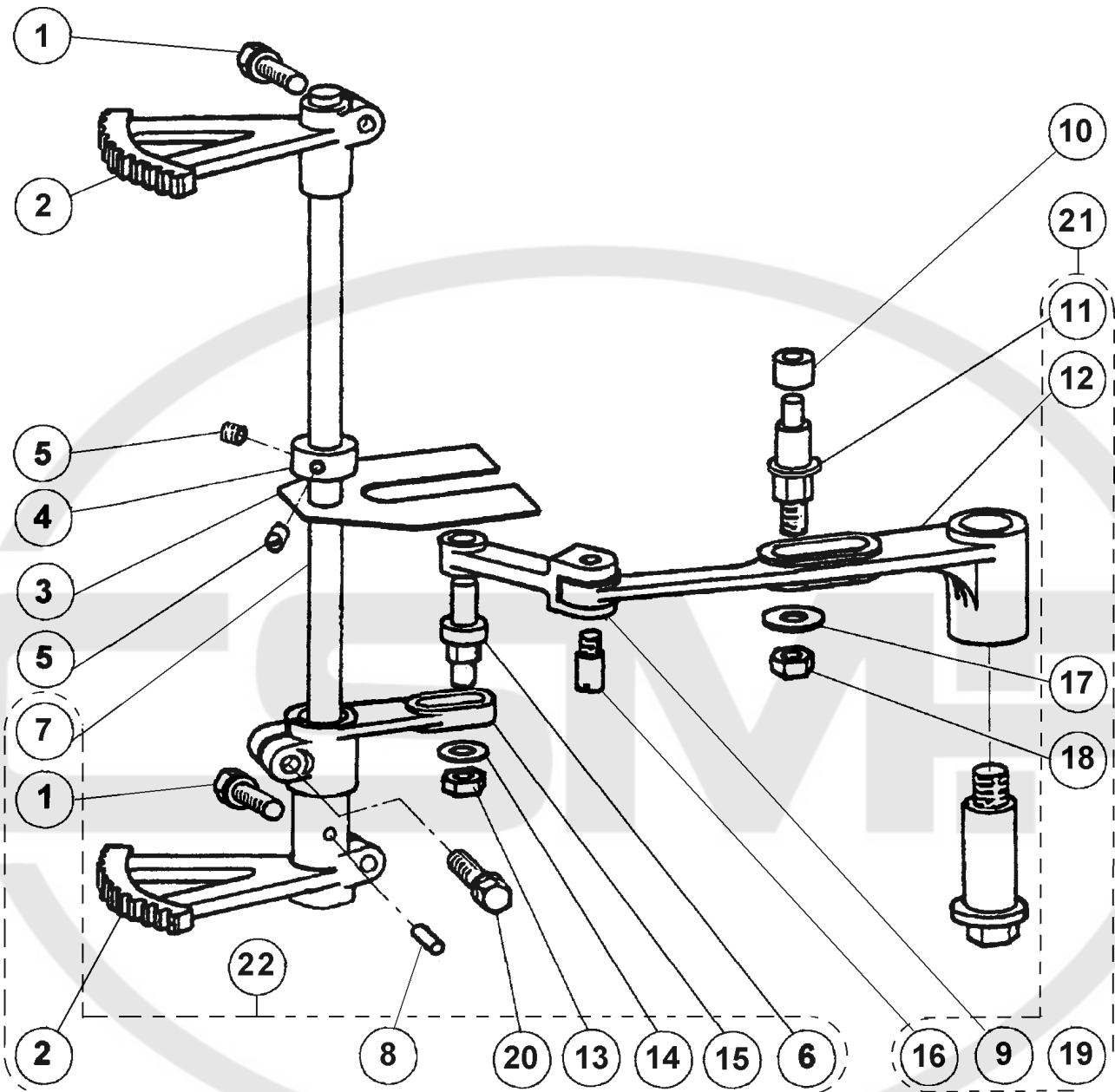
**MAIN CAM AND BRAKE BAND**



**MAIN CAM AND BRAKE BAND**

DET	PART NUMBER	DESCRIPTION
01	18.0002.7.600	Brake Band
02	18.0031.3.363	Pin
03	17.0067.4.127	Main Cam XL-21
04	18.0026.0.601	Spring
05	12.2050.1.002	Roller Bearing
06	18.0015.6.044	Screw
07	17.0031.0.431	Pin
08	17.0012.6.120	Screw
09	17.0044.1.582	Washer
10	17.0081.3.957	Hold Down
11	17.0081.3.960	Hold Down
12	08.6000.5.012	Screw
13	17.0038.2.012	Hook
14	18.0064.5.836	Block
15	08.6010.4.012	Screw
16	17.0067.2.164	Cutting Cam
17	17.0014.1.015	Screw
18	17.0016.1.045	Nut
19	17.0027.4.128	Retaining Ring
20	17.0014.1.285	Screw
21	17.0004.9.929	Base Assembly
03	18.0064.4.402	Main Cam XL-21 ST

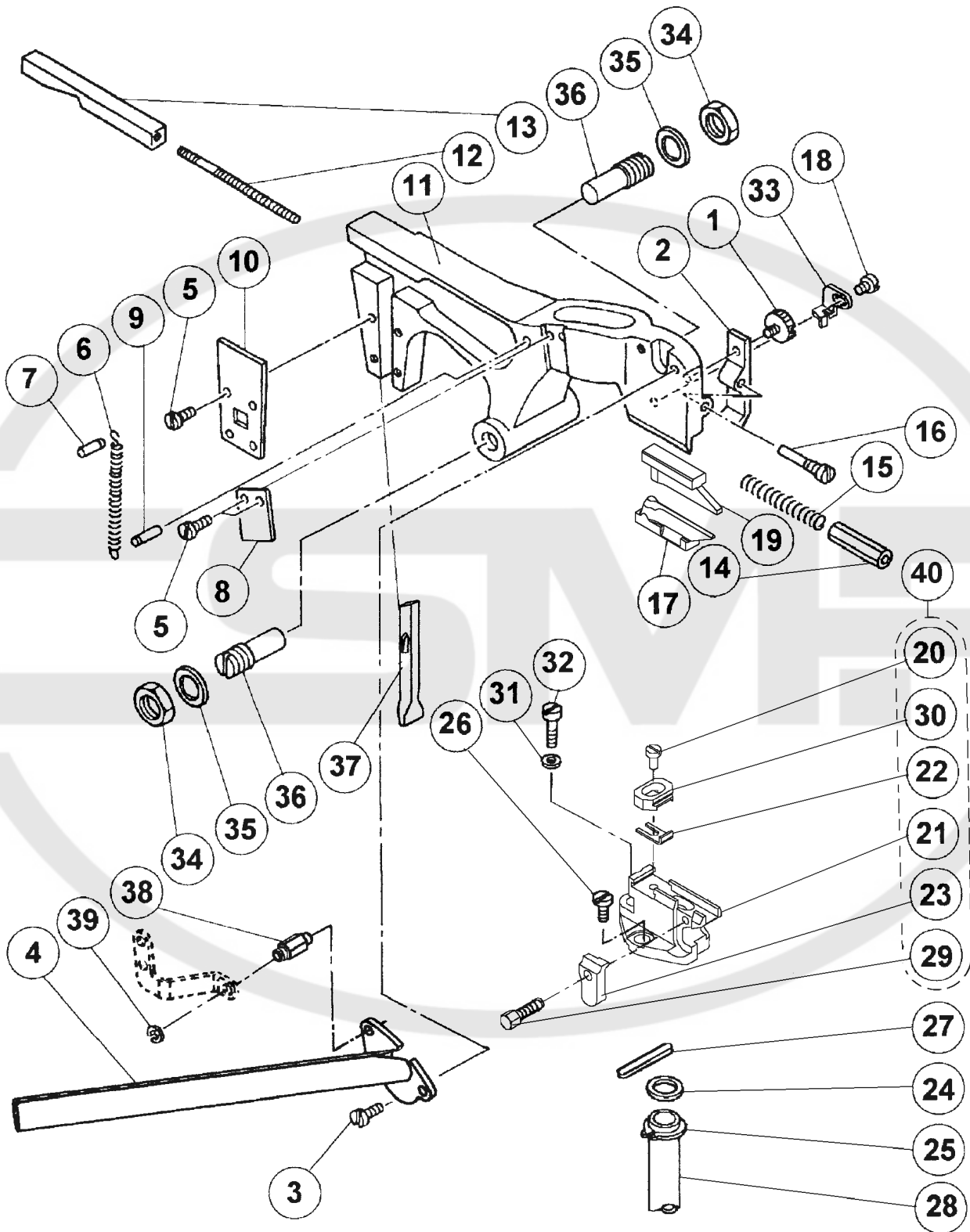
## SECTOR SHAFT AND GUARD



**SECTOR SHAFT AND GUARD**

DET	PART NUMBER	DESCRIPTION
01	17.0011.7.009	Screw
02	17.0055.3.025	Upper Sector
03	17.0083.1.096	Plate
04	17.0043.6.018	Set Screw Collar
05	08.6400.5.305	Screw
06	17.0033.3.132	Stud
07	17.0034.2.328	Shaft
08	17.0031.2.025	Pin
09	17.0063.6.044	Fork
10	17.0041.8.181	Roll
11	17.0032.3.196	Stud
12	17.0063.6.265	Lower Lateral Lever
13	17.0016.1.182	Nut
14	17.0019.0.364	Washer
15	17.0063.6.308	Lower Lever
16	17.0033.1.153	Screw
17	17.0019.0.371	Washer
18	17.0016.1.290	Nut
19	17.0033.5.137	Stud
20	17.0014.1.180	Screw
21	17.0004.4.559	Lever Change
22	17.0006.0.152	Bracket Rotary Gear Asm.

# CUTTING LEVER ASSEMBLY

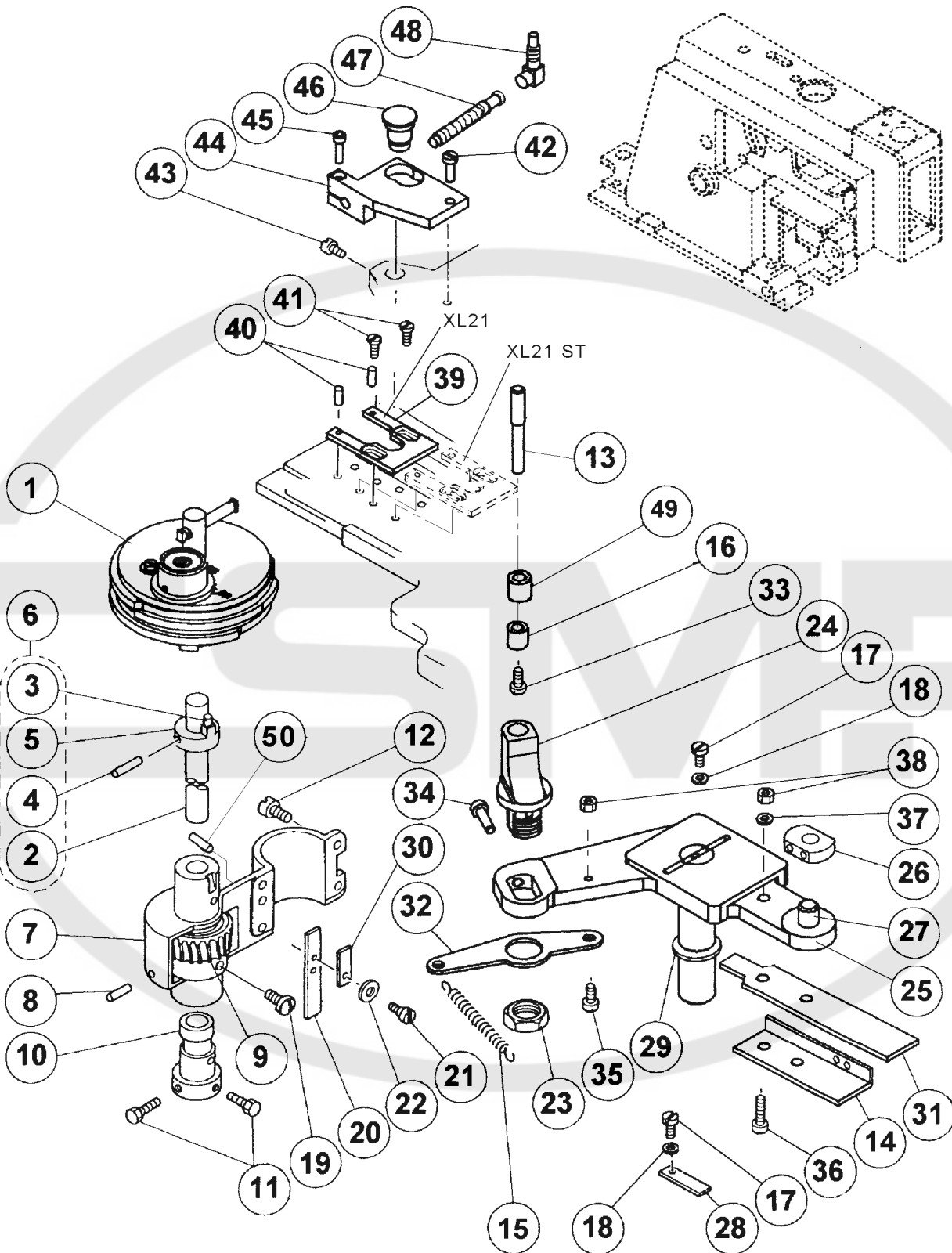




## CUTTING LEVER ASSEMBLY

DET	PART NUMBER	DESCRIPTION
01	17.0013.4.027	Screw
02	17.0063.6.220	Knife Holder
03	17.0012.0.331	Screw
04	18.0005.0.000	Lever
05	17.0012.0.328	Screw
06	17.0026.3.013	Spring
07	17.0031.0.427	Pin
08	17.0028.1.125	Plate
09	17.0031.0.405	Pin
10	17.0082.5.108	Cover Plate
11	17.0063.5.234	Cutting Lever
12	17.0011.5.019	Shaft
13	17.0064.6.298	Pressure Bar
14	17.0016.1.260	Nut
15	17.0026.1.082	Spring
16	17.0013.1.415	Screw
17	18.0087.0.405	Knife
18	17.0012.0.571	Screw
19	19.0064.5.951	Cutting Steel
20	17.0012.0.246	Screw
21	17.0074.4.504	Knife Holder
22	17.0082.4.545	Stop XL-21
23	17.0064.6.416	Knife Clamp
24	17.0094.3.085	Washer
25	17.0027.4.127	Lock Washer
26	08.6010.5.012	Screw
27	17.0021.1.073	Key
28	17.0084.1.228	Shaft
29	17.0014.1.066	Screw
30	17.0064.5.170	Spreader Block
31	17.0019.0.346	Washer
32	17.0012.0.425	Screw
33	17.0082.5.997	Clamp
34	17.0016.1.288	Nut
35	17.0019.0.560	Washer
36	17.0011.3.113	Screw
37	17.0062.5.149	Cam Follower
38	17.0033.2.154	Stud
39	17.0027.4.090	E-Ring
40	17.0003.5.726	Knife Holder Assembly XL-21

**LATERAL CAM SHAFT ASSEMBLY**



## LATERAL CAM SHAFT ASSEMBLY

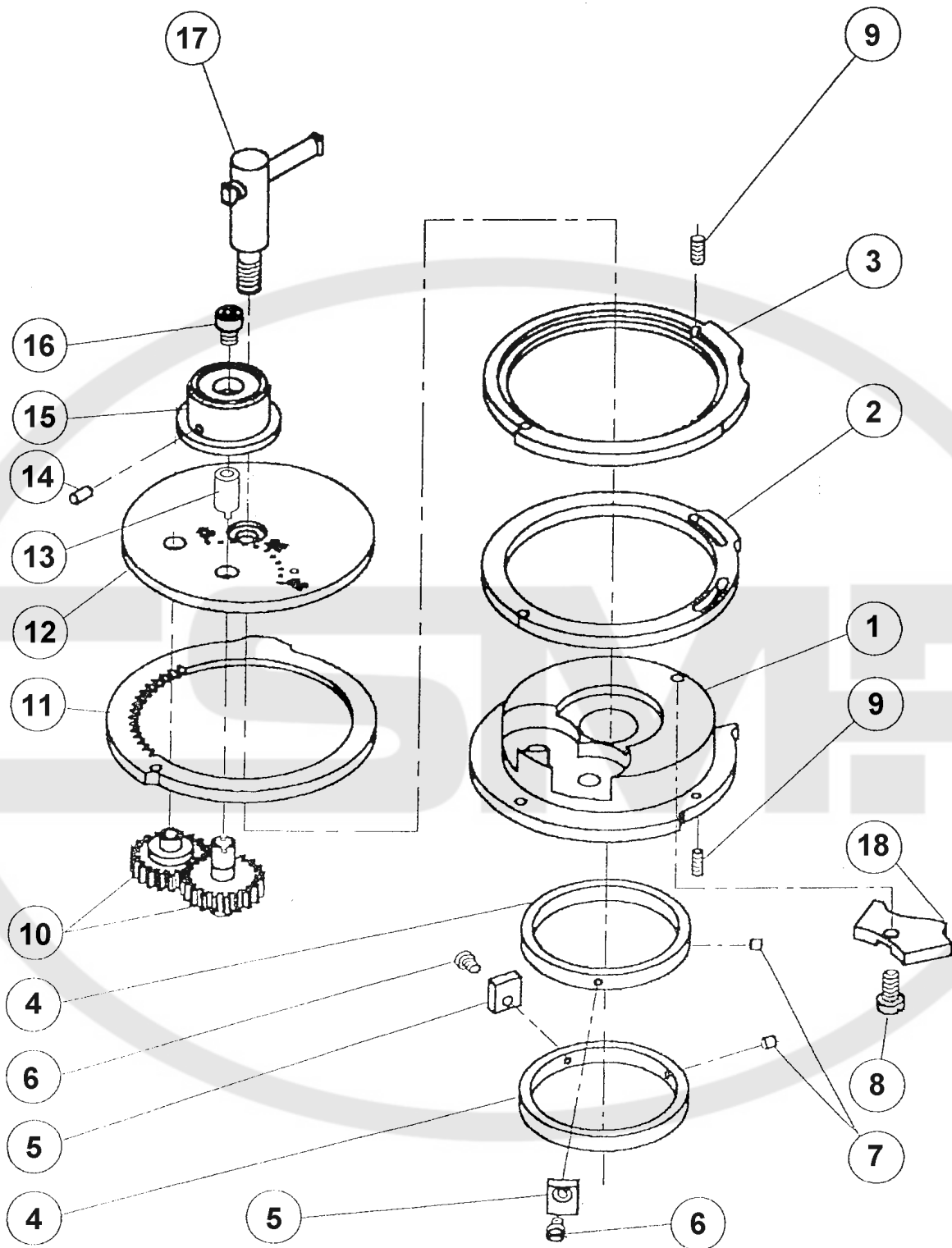
DET	PART NUMBER	DESCRIPTION
01	See Pg. 3-37	Lateral Cam Asm.
02	17.0034.9.134	Shaft
03	17.0031.0.425	Pin
04	17.0031.2.024	Pin
05	17.0064.7.226	Shaft Washer
06	17.0004.3.486	Lateral Cam Shaft Asm.
07	17.0074.4.421	Housing
08	17.0031.0.429	Pin
09	17.0057.1.045	Gear
10	17.0042.5.041	Bushing
11	17.0014.1.033	Screw
12	08.6000.6.016	Screw
13	18.0033.5.400	Stud
14	18.0083.6.613	Felt Holder
15	17.0026.3.258	Spring
16	12.2050.1.005	Needle Bearing
17	08.6010.4.010	Screw
18	08.6850.4.000	Washer
19	17.0013.2.090	Screw
20	17.0094.5.310	Felt
21	17.0013.6.032	Screw
22	17.0019.2.061	Curved Spring Washer
23	17.0016.1.093	Nut
24	18.0062.6.400	Washer
25	18.0005.3.000	Upper Lateral Lever
26	17.0045.1.106	Slide Block
27	17.0032.1.074	Stud
28	17.0094.5.311	Plate
29	17.0019.0.222	Washer
30	17.0081.5.002	Plate
31	18.0094.5.400	Felt
32	18.0082.3.400	Holder Spring
33	17.0012.0.423	Screw
34	08.6000.4.016	Screw
35	08.6000.4.012	Screw
36	08.6000.4.014	Screw
37	08.6800.4.000	Washer
38	08.6700.4.000	Nut
39	18.0082.6.405	Guide Plate
40	17.0031.0.351	Pin
41	08.6200.4.006	Screw
42	08.6000.5.012	Screw
43	08.6400.4.012	Screw
44	18.0062.7.402	Cover
45	08.6000.6.016	Screw
46	17.0004.7.157	Bushing
47	07.9014.0.000	Proximity Sensor
48	12.0008.4.264	Cable Sensor
49	12.2050.1.009	Bearing
50		Pin

Revised 02/2003

e-mail: [service@amfreece.cz](mailto:service@amfreece.cz) ; [parts@amfreece.cz](mailto:parts@amfreece.cz); website: [www.amfreece.com](http://www.amfreece.com)

Phones: +420 582 309 160 (Service), +420 582 309 189 (343) (Spare Parts) ; Fax: +420 582 360 606

**CAM**

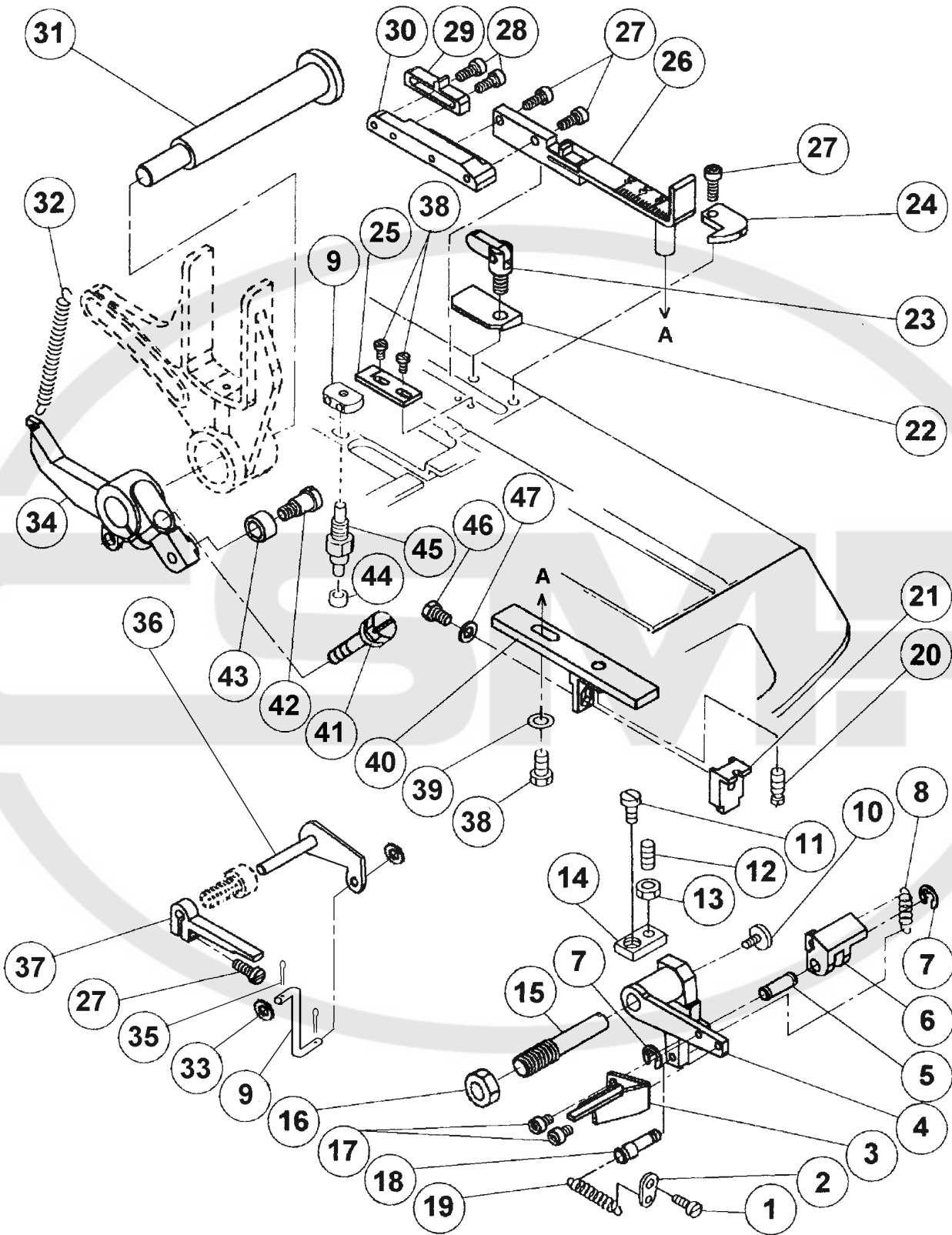


**CAM**

---

DET	PART NUMBER	DESCRIPTION
01	18.0044.2.640	Disc Holder
02	18.0067.2.407	Disc C
03	18.0067.2.401	Disc B
04	18.0041.0.674	Scanning Ring
05	18.0064.8.400	Adjustment Block
06	08.6010.7.004	Screw
07	08.6460.7.004	Screw
08	17.0012.0.543	Screw
09	08.6400.3.008	Screw
10	18.0005.2.205	Gear
11	18.0067.2.400	Disc A
12	18.0081.4.442	Gear Cover
13	18.0041.3.401	Bushing
14	08.6400.3.005	Screw
15	18.0023.3.200	Knob
16	08.6000.4.016	Screw
17	18.0004.7.200	Screw Assembly
18	18.0067.2.402	Segment 2.5-4
	18.0067.2.403	Segment 3-5
	18.0067.2.404	Segment 4-5
	18.0067.2.405	Segment 0

**BEDPLATE ASSEMBLY**



## BEDPLATE ASSEMBLY

---

DET	PART NUMBER	DESCRIPTION
01	17.0012.0.217	Screw
02	17.0082.6.191	Plate
03	18.0083.4.000	Lever
04	18.0005.2.202	Lever
05	17.0032.2.305	Pin
06	17.0004.4.951	Block
07	17.0027.4.083	Lockwasher
08	17.0026.3.244	Spring
09	18.0038.3.201	Pull
10	17.0012.4.106	Screw
11	17.0012.0.218	Screw
12	17.0011.1.250	Screw
13	17.0016.1.165	Nut
14	18.0064.6.464	Block
15	18.0033.1.400	Screw
16	17.0016.1.041	Nut
17	17.0012.4.103	Screw
18	17.0031.3.400	Pin
19	17.0026.3.168	Spring
20	17.0012.0.627	Screw
21	17.0082.6.227	Holder
22	18.0081.5.404	R.H. Clamp Plate
23	18.0002.9.000	Screw Assembly
24	18.0082.6.401	Stop
25	17.0081.6.201	Length Gauge
26	18.0004.9.578	Adjustment Block
27	08.6000.4.012	Screw
28	08.6000.4.010	Screw
29	18.0062.5.400	Valve Actuator
30	18.0064.5.754	Plate
31	18.0032.8.400	Stud
32	17.0026.3.257	Spring
33	08.6852.4.000	Washer
34	18.0063.5.400	Lever
35	17.0027.1.349	Split Pins
36	18.0005.0.001	Draw-off Lever
37	18.0062.7.404	Actuator Lever
38	08.6000.5.012	Screw
39	08.6850.5.000	Washer
40	17.0064.6.057	Bracket
41	17.0014.1.205	Screw
42	18.0013.1.480	Screw
43	17.0041.8.008	Roll
44	17.0041.8.067	Roll
45	17.0032.3.011	Stud
46	08.6310.5.008	Screw
47	08.6850.5.000	Washer

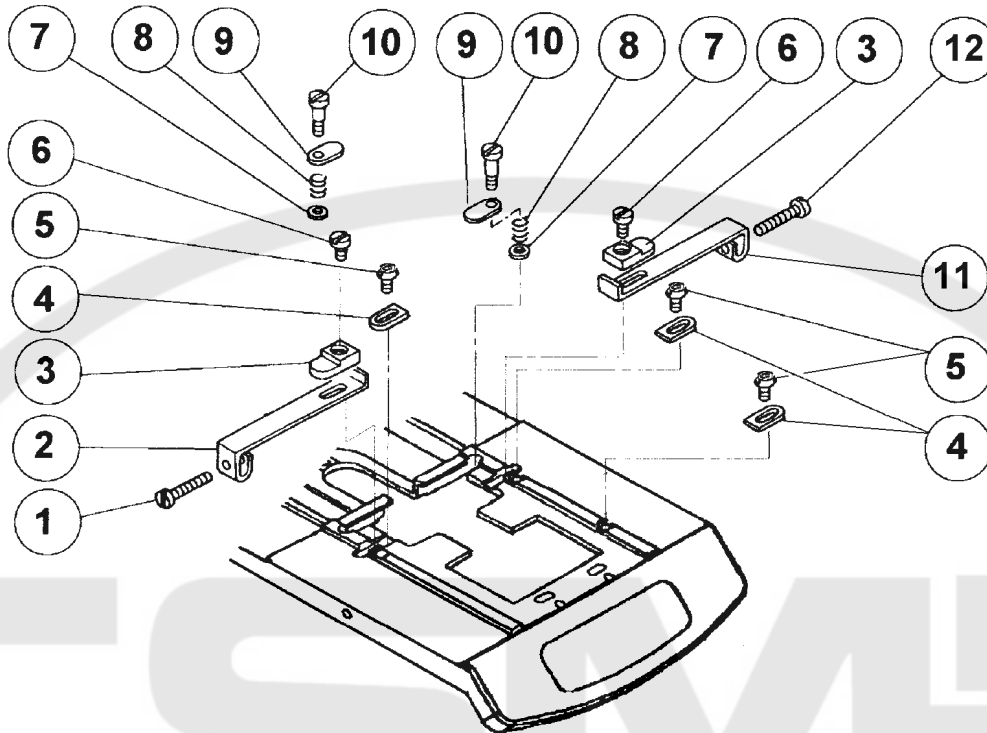
Revised 02/2003

e-mail: [service@amfreece.cz](mailto:service@amfreece.cz) ; [parts@amfreece.cz](mailto:parts@amfreece.cz); website: [www.amfreece.com](http://www.amfreece.com)

Phones: +420 582 309 160 (Service), +420 582 309 189 (343) (Spare Parts) ; Fax: +420 582 360 606

## CLAMPING

---






## CLAMPING

---

DET	PART NUMBER	DESCRIPTION
01	17.0012.0.204	Screw
02	17.0082.5.893	Stop
03	17.0064.6.130	Block
04	17.0081.5.047	Latch
05	17.0012.0.572	Screw
06	17.0012.0.568	Screw
07	17.0019.0.228	Washer
08	17.0026.0.217	Spring
09	17.0081.5.048	Slide
10	17.0013.1.414	Stud
11	17.0082.5.436	R.H.Stop
12	17.0012.0.498	Screw

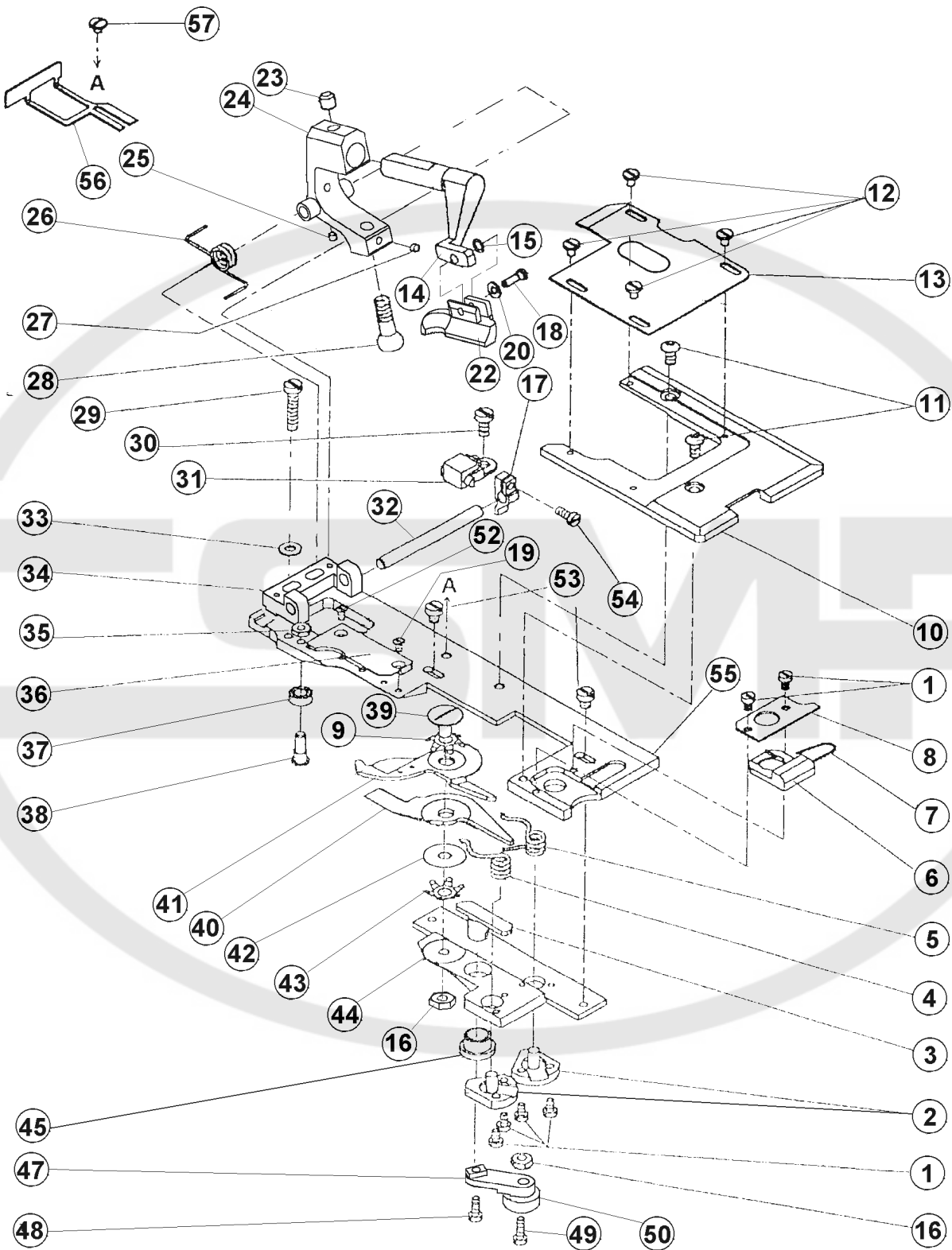


Revised 02/2003

e-mail: [service@amfreece.cz](mailto:service@amfreece.cz) ; [parts@amfreece.cz](mailto:parts@amfreece.cz); website: [www.amfreece.com](http://www.amfreece.com)

Phones: +420 582 309 160 (Service), +420 582 309 189 (343) (Spare Parts) ; Fax: +420 582 360 606

# CLAMPING RH-CT



**CLAMPING RH - CT**

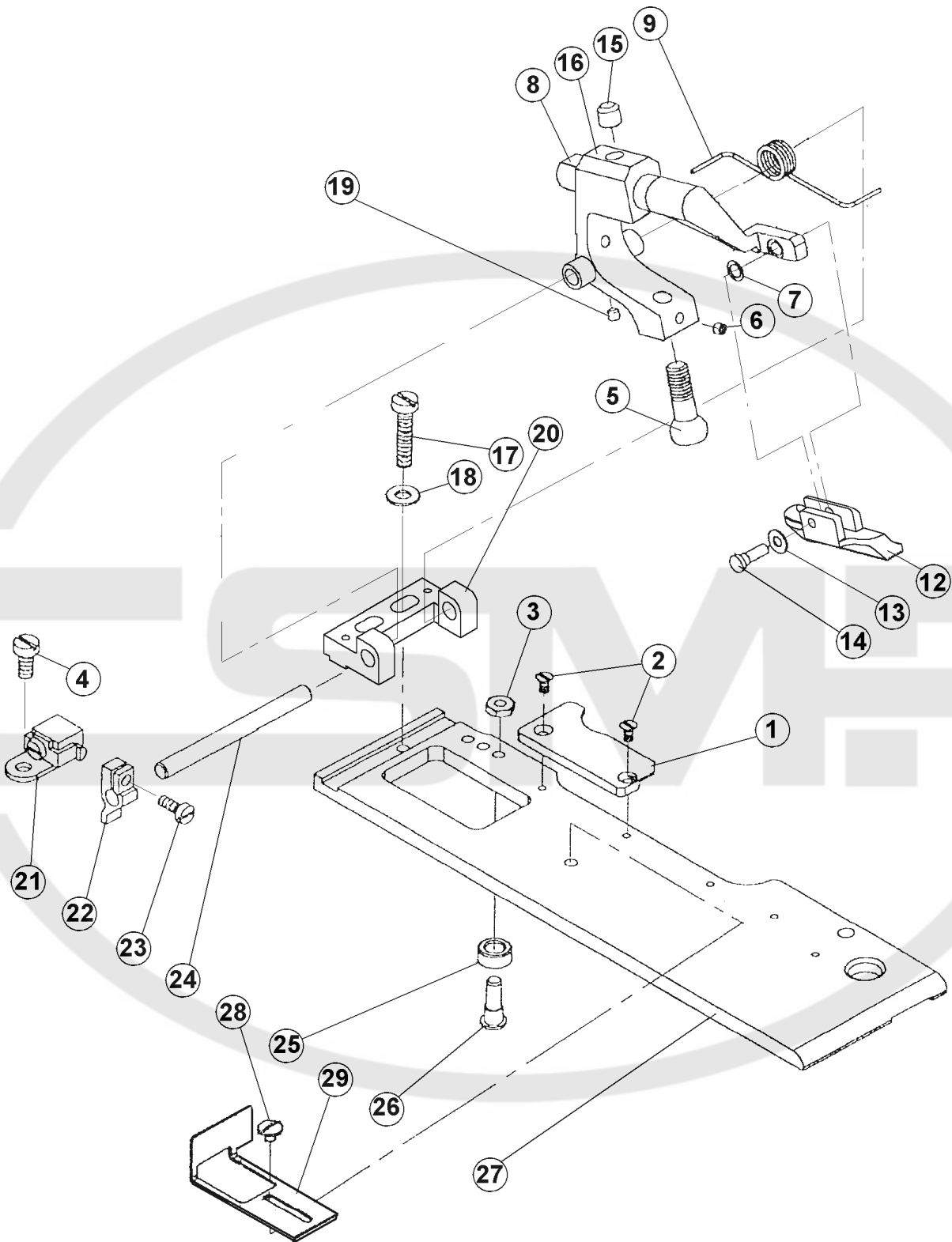
DET	PART NUMBER	DESCRIPTION
01	17.0012.0.296	Screw
02	17.0044.1.259	Spring Mount
03	18.0062.5.407	Actuator
04	17.0026.4.065	L.H. Spring
05	17.0026.4.064	R.H. Spring
06	17.0062.5.164	Latch
07	17.0027.1.459	Spring
08	17.0081.3.910	Cover
09	18.0019.6.400	Washer
10	17.0074.6.170	Cover Plate
11	17.0012.4.103	Screw
12	17.0012.0.605	Screw
13	18.0083.1.667	Cover
14	17.0066.8.122	R.H. Clamp Arm
15	17.0019.2.066	Curved Spring Washer
16	08.6710.5.000	Nut M5
17	17.0063.5.245	Spread Lock
18	17.0013.5.067	Screw
19	17.0012.3.054	Screw
20	17.0019.5.040	Lockwasher
22	18.0066.7.410	Clamp Foot
23	08.6400.6.006	Screw
24	18.0063.5.401	L.H. Clamp Arm Base
25	08.6400.4.005	Screw
26	18.0026.4.401	R.H. Spring
27	08.6400.4.003	Screw
28	18.0015.2.400	Screw
29	17.0014.1.071	Screw
30	17.0012.0.234	Screw
31	17.0003.5.810	R.H. Stop
32	17.0034.1.234	Shaft
33	08.6850.4.000	Washer
34	17.0064.7.186	Block
35	17.0016.1.328	Nut
36	18.0081.1.404	L.H. Clamp Mat
37	17.0041.8.005	Roll
38	17.0013.1.047	Screw
39	18.0013.1.490	Pivot Screw
40	18.0087.0.411	Lower Shear
41	18.0087.0.412	Upper Shear
42	17.0019.0.680	Washer
43	01.5062.0.000	Star Spring
44	18.0064.8.422	Holder
45	18.0042.5.404	Bushing
47	18.0061.3.606	Lower Lever
48	08.6200.3.008	Screw
49	08.6000.5.012	Screw
50	12.2010.0.003	Bearing
52	17.0012.6.114	Screw
53	17.0012.4.105	Screw
54	17.0012.0.328	Screw
55	18.0081.5.401	R.H. Clamp Plate
56	17.0082.6.226	R.H. Cloth Gauge
57	17.0012.4.106	Screw

Revised 02/2003

e-mail: [service@amfreece.cz](mailto:service@amfreece.cz) ; [parts@amfreece.cz](mailto:parts@amfreece.cz); website: [www.amfreece.com](http://www.amfreece.com)

Phones: +420 582 309 160 (Service), +420 582 309 189 (343) (Spare Parts) ; Fax: +420 582 360 606

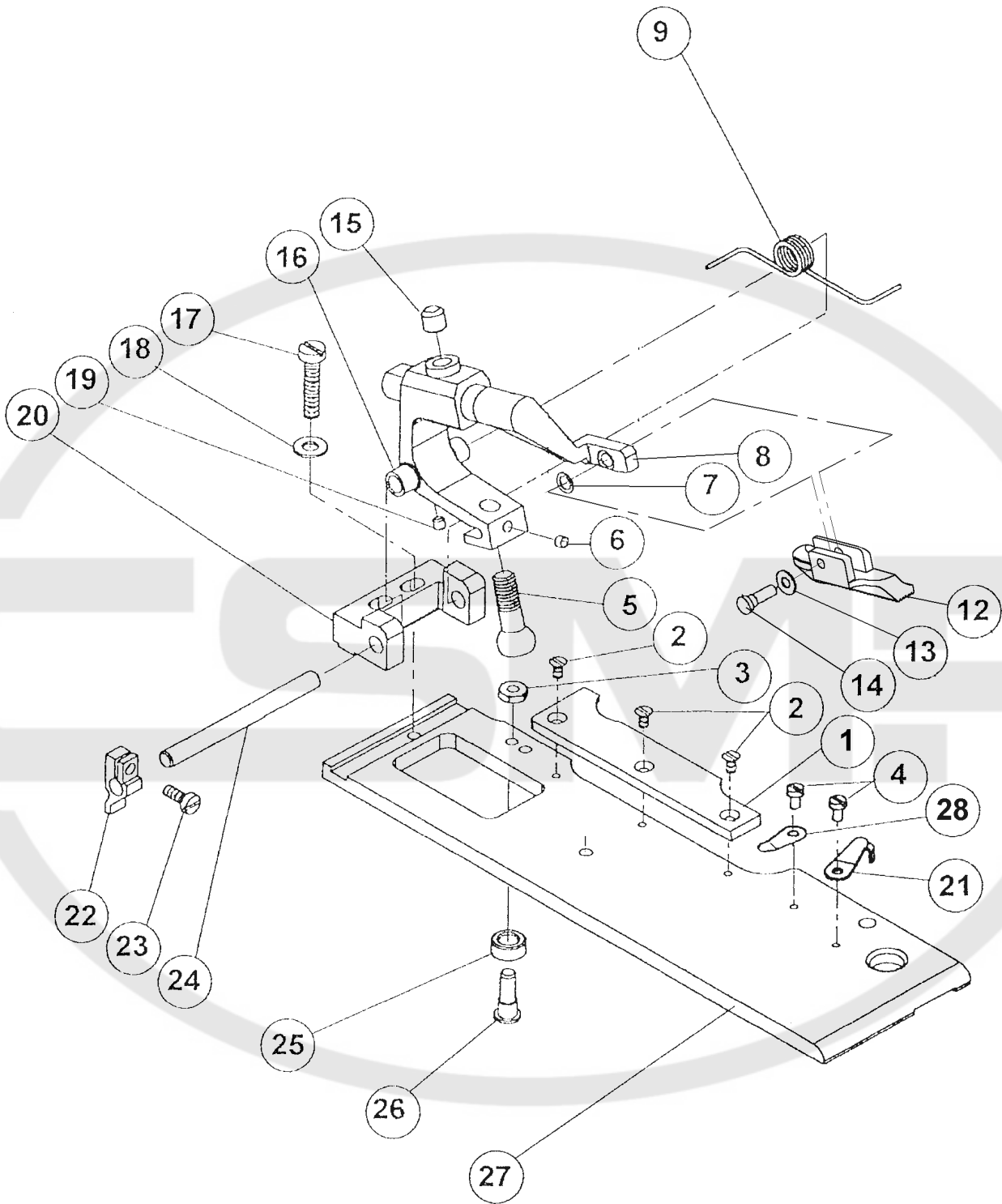
**CLAMPING LH - CT**



**CLAMPING LH - CT**

DET	PART NUMBER	DESCRIPTION
01	18.0081.1.403	L.H. Clamp Mat
02	17.0012.6.114	Screw
03	17.0016.1.328	Nut
04	17.0012.0.234	Screw
05	18.0015.2.400	Screw
06	08.6400.4.003	Screw
07	17.0019.2.066	Curved Spring Washer
08	17.0066.8.123	L.H. Clamp Arm
09	18.0026.4.400	L.H. Spring
12	18.0066.7.411	L.H. Clamp Foot
13	17.0019.5.040	Lockwasher
14	17.0013.5.067	Screw
15	08.6400.6.006	Screw
16	18.0063.5.401	L.H. Clamp Arm Base
17	17.0014.1.071	Screw
18	08.6850.4.000	Washer
19	08.6400.4.005	Screw
20	17.0064.7.186	Block
21	17.0003.5.809	L.H. Stop
22	17.0063.5.245	Spread Lock
23	17.0012.0.328	Screw
24	17.0034.1.234	Shaft
25	17.0041.8.005	Roll
26	17.0013.1.047	Screw
27	18.0081.5.402	L.H. Clamp Plate
28	17.0012.4.106	Screw
29	17.0082.4.548	L.H. Cloth Gauge
34	08.6700.4.000	Nut
36	18.0014.7.001	Screw

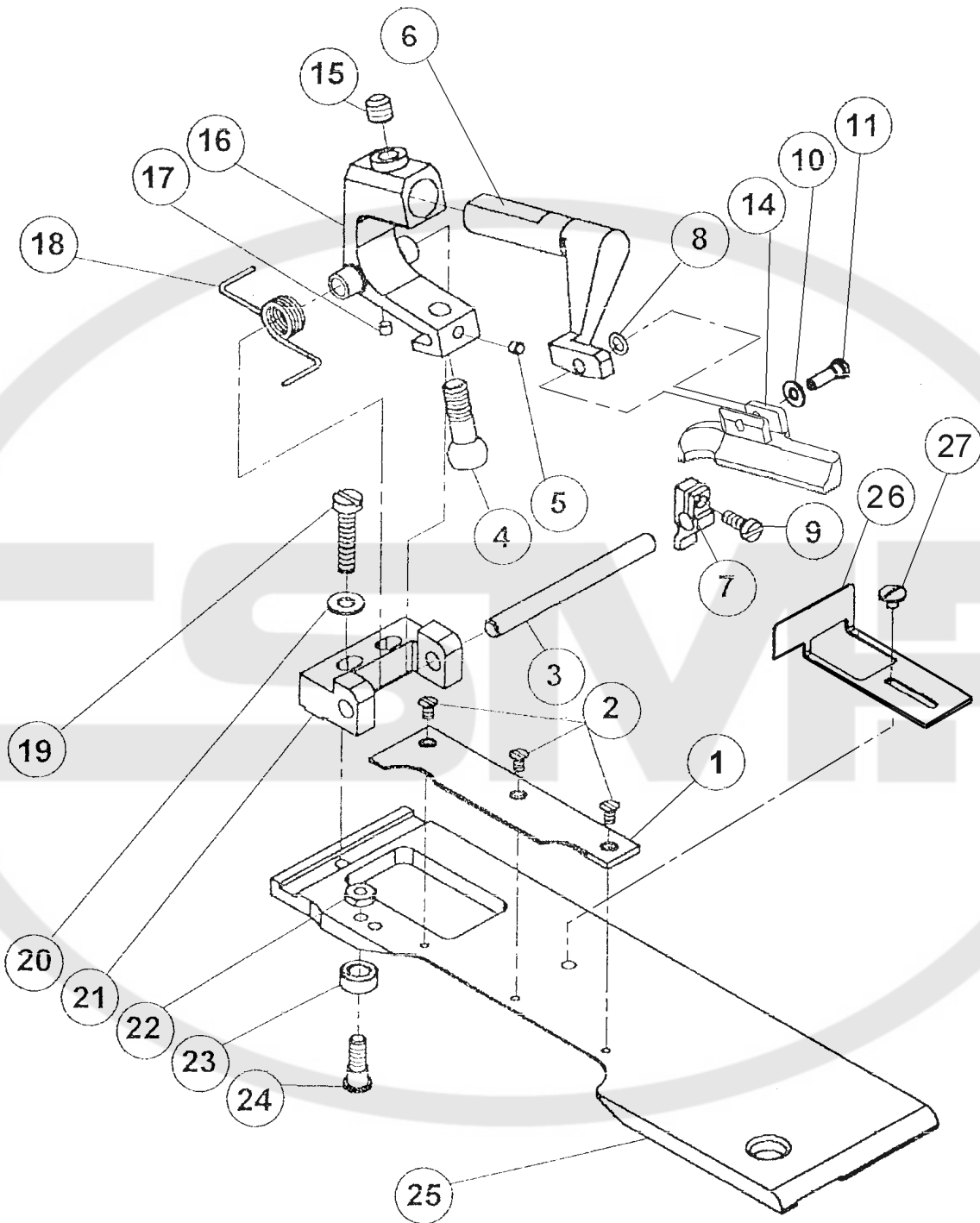
# CLAMPING LH - AF



**CLAMPING LH - AF**

DET	PART NUMBER	DESCRIPTION
01	17.0081.1.645	L.H. Clamp Mat
02	17.0012.6.114	Screw
03	17.0016.1.328	Nut
04	17.0012.0.303	Screw
05	18.0015.2.400	Screw
06	08.6400.4.003	Screw
07	17.0019.2.066	Curved Spring Washer
08	17.0066.8.123	L.H. Clamp Arm
09	18.0026.4.400	L.H. Spring
12	17.0066.7.157	L.H. Clamp Foot--AF
13	17.0019.5.040	Lockwasher
14	17.0013.5.067	Screw
15	08.6400.6.006	Screw
16	18.0063.5.401	L.H. Clamp Arm Base
17	17.0014.1.071	Screw
18	08.6850.4.000	Washer
19	08.6400.4.005	Screw
20	17.0064.7.186	Block
21	17.0087.0.169	Knife
22	17.0063.5.245	Spread Lock
23	17.0012.0.328	Screw
24	17.0034.1.234	Shaft
25	17.0041.8.005	Roll
26	17.0013.1.047	Screw
27	18.0081.5.402	L.H. Clamp Plate
28	17.0082.5.884	Clip

**CLAMPING RH - AF**

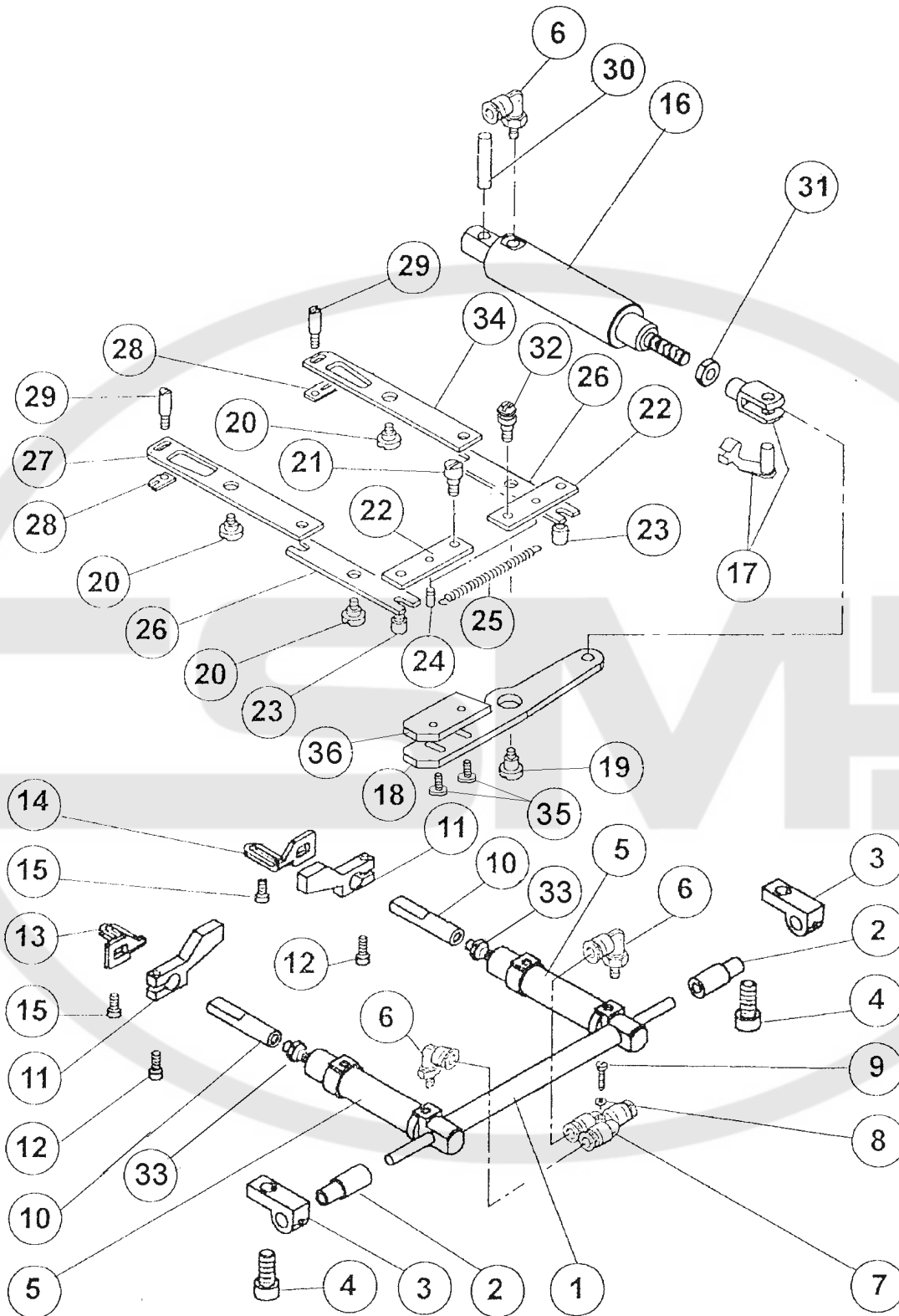




**CLAMPING RH - AF**

DET	PART NUMBER	DESCRIPTION
01	17.0081.1.646	R.H. Clamp Mat-AF
02	17.0012.6.114	Screw
03	17.0034.1.234	Shaft
04	18.0015.2.400	Screw
05	08.6400.4.003	Screw
06	17.0066.8.122	R.H. Clamp Arm
07	17.0063.5.245	Spread Lock
08	17.0019.2.066	Curved Spring Washer
09	17.0012.0.328	Screw
10	17.0019.5.040	Lockwasher
11	17.0013.5.067	Screw
14	17.0066.7.158	R.H. Clam Foot
15	08.6400.6.006	Screw
16	18.0063.5.401	R.H. Clamp Arm Base
17	08.6400.4.005	Screw
18	18.0026.4.401	R.H. Spring
19	17.0014.1.071	Screw
20	08.6850.4.000	Washer
21	17.0064.7.186	Block
22	17.0016.1.328	Nut
23	17.0041.8.005	Roll
24	17.0013.1.047	Screw
25	18.0081.5.414	R.H. Clamp Plate
26	17.0082.4.547	R.H. Cloth Gauge
27	17.0012.4.106	Screw

# PNEUMATIC CLAMPING

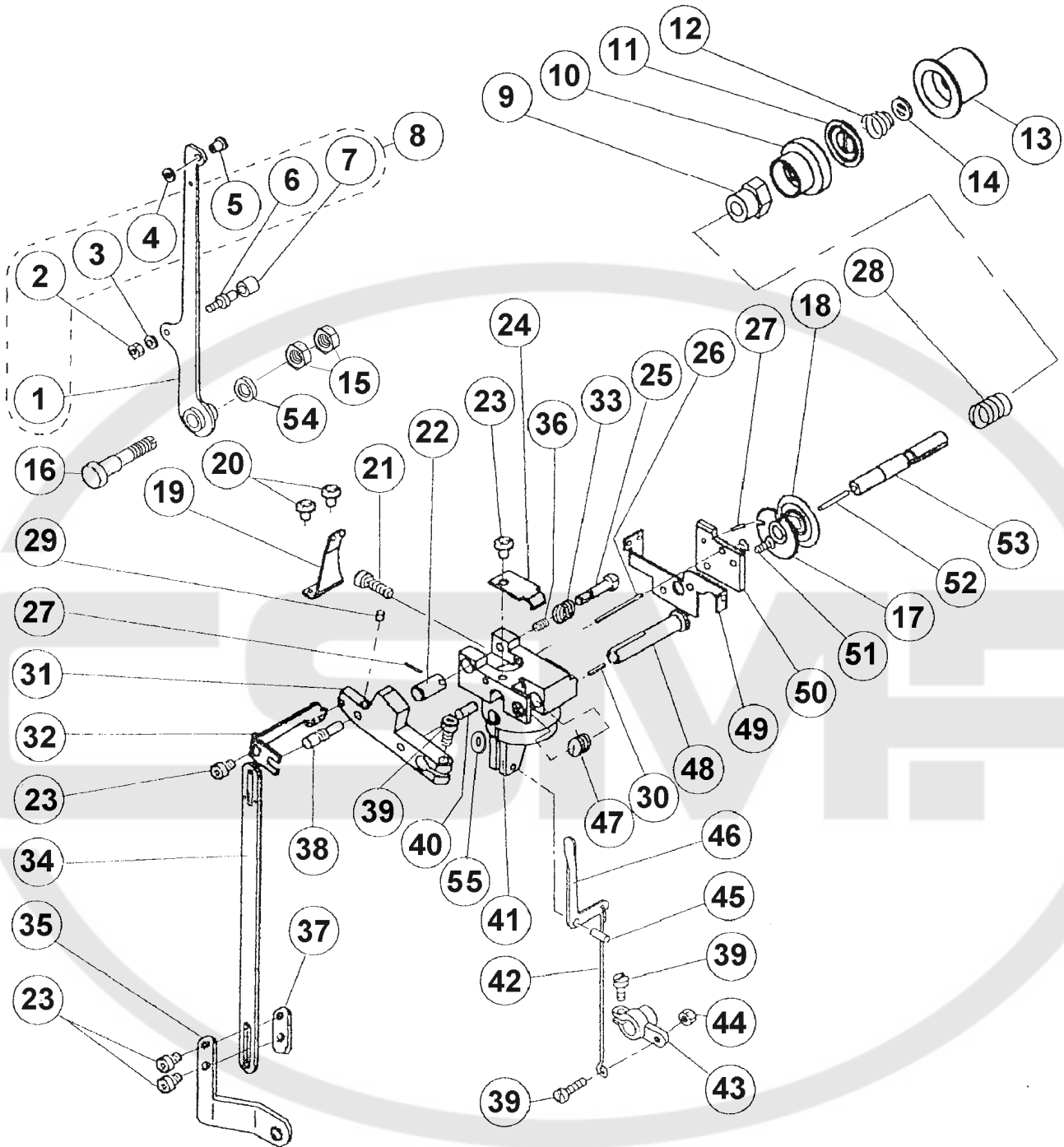


## PNEUMATIC CLAMPING

---

DET	PART NUMBER	DESCRIPTION
01	18.0034.2.400	Shaft
02	18.0042.1.403	Bushing
03	17.0074.4.058	Block
04	17.0012.0.415	Screw
05	12.0008.3.117	Cylinder
06	12.0008.3.029	Connector
07	12.0008.3.031	Connector
08	08.6850.3.000	Washer
09	08.6012.3.012	Screw
10	18.0031.8.400	Cylinder Extension Pin
11	18.0062.7.400	Joint Plate
12	08.6000.4.012	Screw
13	18.0083.4.003	L.H. Joint Plate Guide
14	18.0083.4.004	R.H. Joint Plate Guide
15	08.6000.5.012	Screw
16	12.0008.3.180	Cylinder
17	12.0008.3.040	Knuckle SG-M4
18	18.0082.2.524	Drive Lever
19	17.0013.1.320	Screw
20	17.0012.0.234	Screw
21	17.0013.1.416	Screw
22	17.0081.3.064	Slide
23	17.0031.4.031	Roll
24	17.0032.2.030	Pin
25	17.0026.3.019	Spring
26	17.0082.2.054	Front Link
27	17.0002.7.148	LH Ring Link
28	17.0081.5.091	Locking Plate
29	17.0013.5.069	Screw
30	17.0031.0.429	Pin
31	08.6702.4.000	Nut
32	17.0013.1.445	Pivot Screw
33	08.6710.6.000	Nut
34	17.0002.7.149	R.H. Ring Link
35	08.6200.3.006	Screw
36	18.0081.5.424	Plate

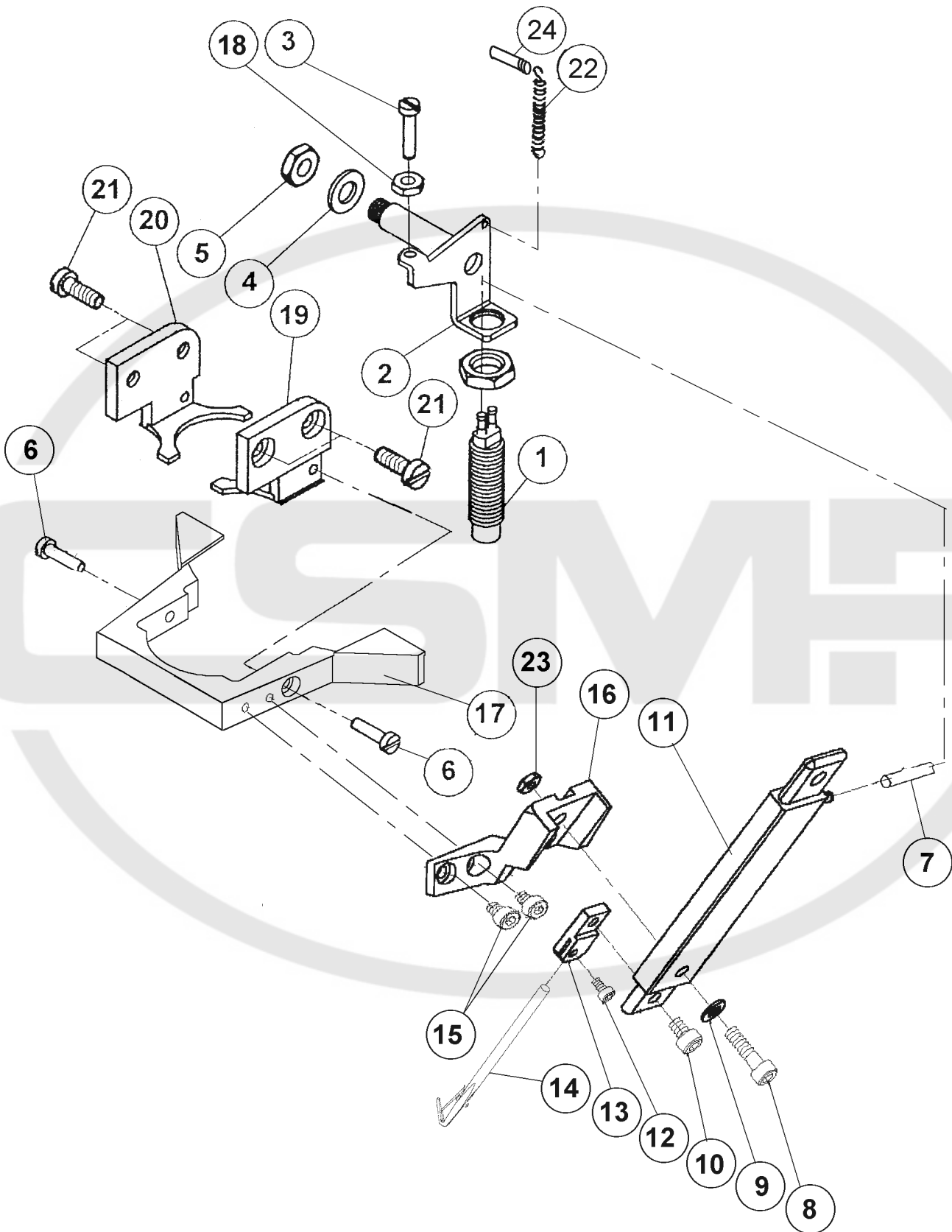
# THREAD RELEASE



## THREAD RELEASE

DET	PART NUMBER	DESCRIPTION	DET	PART NUMBER	DESCRIPTION
01	17.0004.9.849	Take-Up Lever	29	08.6400.3.004	Screw
02	17.0016.1.140	Nut	30	17.0031.0.425	Pin
03	17.0019.0.346	Washer	31	18.0062.7.403	Bracket
04	17.0044.1.286	Bushing	32	18.0082.2.520	Lever
05	17.0042.1.332	Bushing	33	17.0026.0.553	Spring
06	17.0033.3.130	Stud	34	18.0081.0.502	Lever
07	17.0041.8.003	Roll	35	17.0082.2.481	Bracket
08	17.0002.5.228	Take-Up Lever Assembly	36	17.0026.1.084	Spring
09	17.0016.1.302	Nut	37	17.0081.0.485	Lock Plate
10	17.0042.6.078	Bushing	38	18.0032.2.400	Pin
11	17.0082.8.060	Washer	39	08.6010.4.012	Screw
12	17.0026.2.072	Spring	40	17.0031.0.352	Pin
13	18.0017.2.400	Nut	41	18.0074.4.522	Holder
14	17.0019.5.019	Washer	42	17.0027.1.345	Tension Release Link
15	08.6710.8.400	Nut	43	17.0061.3.351	Lever
16	18.0033.2.404	Stud	44	17.0016.1.165	Nut
17	18.0082.8.401	Tension Disc	45	17.0013.5.067	Srew
18	17.0082.8.071	Tension Disc	46	17.0061.6.028	Release Lever
19	18.0082.1.401	Needle Thread Tension Guide	47	17.0026.4.257	Spring
20	08.6010.3.006	Screw	48	17.0032.8.134	Pin
21	08.6000.4.014	Screw	49	18.0082.1.400	Bracket
22	17.0031.8.198	Stud	50	18.0081.5.400	Pin Holder
23	17.0012.4.103	Screw	51	17.0012.6.078	Screw
24	17.0081.5.197	Cover Plate	52	17.0031.0.440	Pin
25	17.0032.6.230	Stud	53	17.0033.5.138	Stud
26	18.0031.0.482	Pin	54	17.0019.0.251	Washer
27	17.0031.0.328	Pin	55	18.0019.0.688	Washer
28	17.0026.2.078	Spring	56		

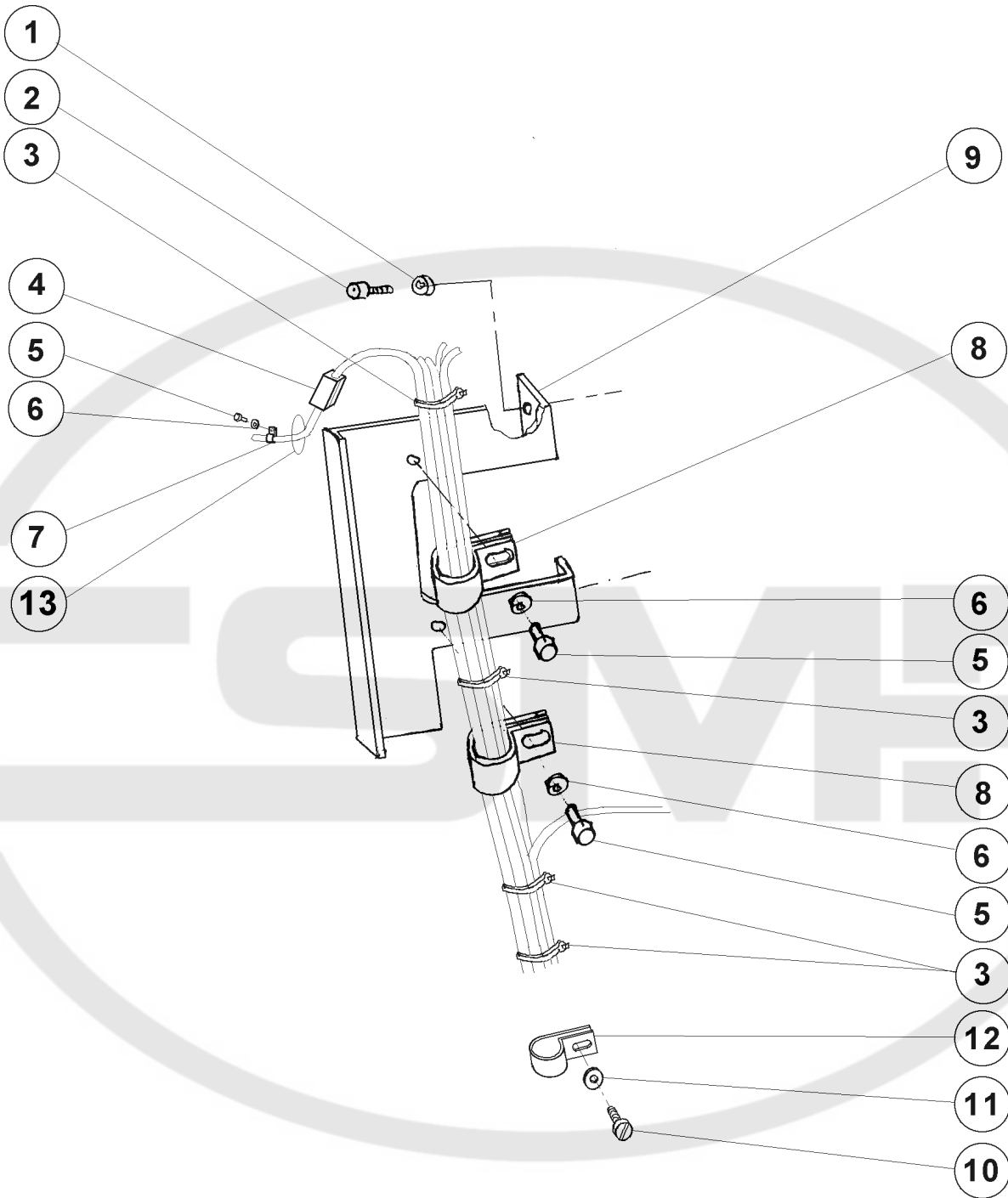
# THREAD PICK-UP



**THREAD PICK-UP**

DET	PART NUMBER	DESCRIPTION
01	12.0008.3.115	Actuator Switch
02	18.0083.4.006	Valve Bracket
03	08.6400.4.014	Screw
04	08.6850.8.000	Washer
05	17.0016.1.190	Nut
06	08.6010.4.010	Screw
07	12.0008.3.018	Air Tubing
08	08.6000.5.020	Screw
09	08.6850.5.000	Washer
10	08.6000.5.008	Screw
11	19.0008.3.301	Cylinder
12	08.6000.3.006	Screw
13	17.0064.8.401	Thread Pick-Up Holder
14	18.0027.2.400	Thread Pick-Up
15	08.6000.4.010	Screw
16	18.0062.2.406	Cylinder Holder
17	18.0074.6.219	Segment Cover
18	08.6700.4.000	Nut
19	17.0064.7.000	Plate
20	17.0064.7.164	Plate
21	17.0012.0.229	Screw
22	17.0026.3.189	Spring
23	08.6700.5.000	Nut
24	17.0031.0.199	Pin

## WIRE MANAGEMENT






## WIRE MANAGEMENT

---

DET	PART NUMBER	DESCRIPTION
01	08.6852.6.000	Washer
02	08.6202.6.012	Screw
03	12.0008.3.023	Ty-wrap
04	12.0008.4.263	Sleeve Snap
05	08.6200.4.006	Screw
06	08.6852.4.000	Washer
07	12.0008.4.277	Cord Clamp
08	12.0008.4.253	Cord Clamp
09	18.0082.3.403	Bracket
10	17.0092.4.103	Screw
11	08.6850.4.000	Washer
12	12.0008.4.100	Cord Clamp
13	18.0007.9.508	Cable Synchronizer

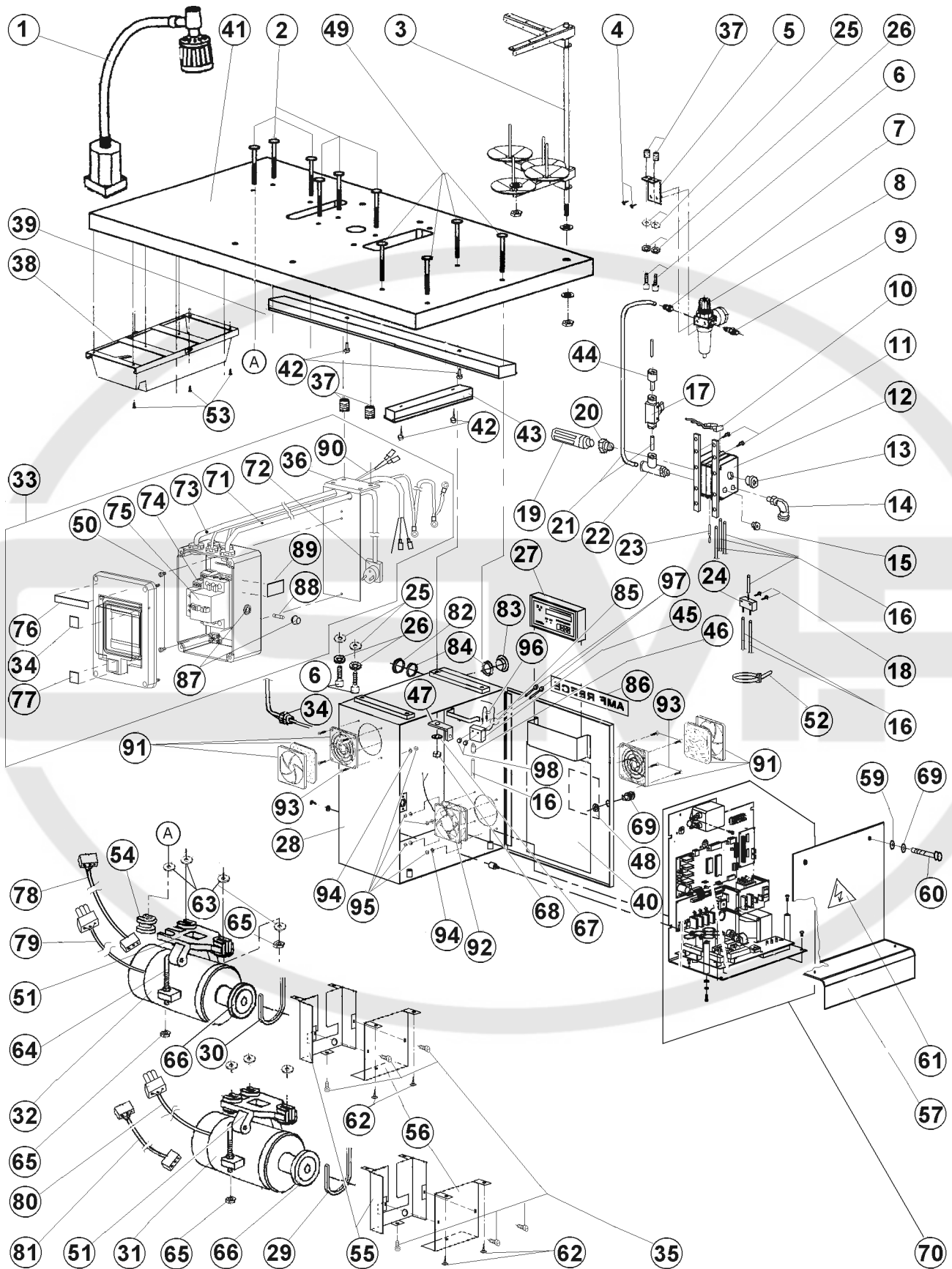


Revised 02/2003

e-mail: [service@amfreece.cz](mailto:service@amfreece.cz) ; [parts@amfreece.cz](mailto:parts@amfreece.cz); website: [www.amfreece.com](http://www.amfreece.com)

Phones: +420 582 309 160 (Service), +420 582 309 189 (343) (Spare Parts) ; Fax: +420 582 360 606

# REGULAR TABLE



**REGULAR TABLE**

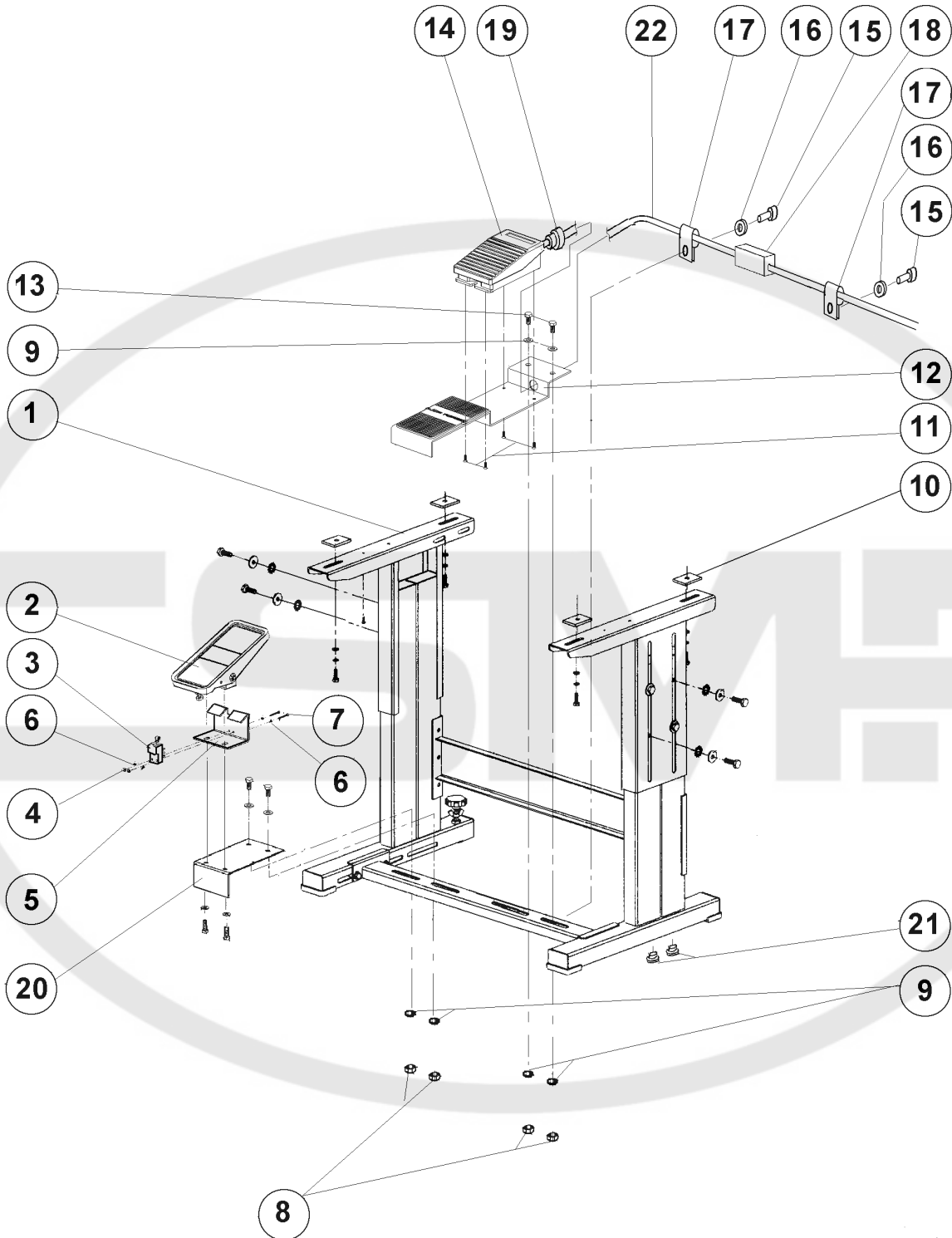
DET	PART NUMBER	DESCRIPTION	DET	PART NUMBER	DESCRIPTION
01	12.0008.4.403	Halogen Lamp Kit 12V	50	08.6000.4.010	Screw
02	08.6532.8.070	Screw	51	12.0008.4.380	Holder Motor
03	17.0094.6.009	Thread Stand Asm.	52	12.0008.4.072	Folding Belt
04	08.6100.4.006	Screw	53	08.6632.3.016	Screw
05	24.0040.0.000	Regulator/Delay Valve Bracket	54	18.0042.7.402	Rubber Washer
06	08.6000.6.020	Screw	55	18.0083.1.665	Cover
07	12.0008.3.045	Connector	56	18.0083.1.666	Cover
08	12.0008.3.075	Regulator	57	24.0060.0.000	Cover
09	12.0008.3.017	Connector	58	08.6845.4.000	Washer Polyamid
10	12.0008.3.111	Plug Connector	59	08.6852.4.000	Washer
11	08.6000.4.008	Screw	60	08.6032.4.008	Screw
12	12.0008.3.108	Pneumatic Valve	61	12.0008.4.154	Label
13	12.0008.3.024	Screw	62	08.6652.3.016	Screw
14	12.0008.3.030	Connector	63	17.0095.1.272	Washer
15	12.0008.3.141	Screw	64	12.0008.6.402	Screw
16	12.0008.3.018	Air Tubing	65	12.0008.6.403	Nut
17	12.0008.3.046	Valve	66	12.0008.6.401	Pulley
18	08.6000.4.020	Screw	67	08.6852.8.000	Washer
19	12.0008.3.107	Silencer	68	08.6722.8.000	Nut
20	12.0008.3.126	Manifold	69	18.0082.6.408	Castle
21	12.0008.3.019	Air Tubing	70	See Page 3-83	Electric Box
22	12.0008.3.026	Connector	71	12.0008.4.902	Cable
23	12.0008.3.002	Plug	72	12.0008.4.286	Connector
24	12.0008.3.098	Pneumatic Switch	73	12.0008.4.281	Cable
25	08.6800.6.000	Spring Washer	74	12.0008.4.690	Monitoring Overvoltage / Undervoltage Relay HRN-3
26	08.6850.6.000	Washer	75	12.0008.4.284	Motor Circuit Breaker
27	12.0008.4.199	LCD Display	76	12.0008.4.907	Label (AMF REECE)
28	24.0091.0.000	Electrical Box	77	12.0008.4.903	Label (1x230V, 4A, 50/60Hz)
29	12.5050.1.012	V-Belt	78	12.0008.4.260	Cable
30	12.5050.1.011	V-Belt	79	12.0008.4.259	Cable
31	12.0008.4.258	Sew Motor	80	12.0008.4.262	Cable
32	12.0008.4.257	Table Motor	81	12.0008.4.261	Cable
33	12.0008.4.687	Enclosure Assembly	82	12.0008.4.366	Straight Conduit Fitting
34	12.0008.4.xxx	Label (Motor FA1-4A)	83	12.0008.4.369	Stopper
35	17.0012.0.266	Screw M4x6	84	12.0008.4.370	Nut
36	17.0083.6.357	Switchbox Bracket	85	18.0007.9.505	Pneumatic Switch Cable
37	08.6752.6.000	Nut M6x12x12	86	05.1392.0.000	Label (AMF REECE)
38	12.0008.6.910	Drawer Kit	87	12.0008.4.404	Fuse Bushing
39	12.0008.4.307	Wire Raceway	88	12.0008.4.405	Fuse F630mA
40	12.8000.0.001	Electrical Box Wiring Decal	89	12.8000.0.002	Fuse Label
41	18.0091.0.400	XL-21 Regular Table Top	90		Cable (Switch Stop)
42	08.6663.5.025	Screw	91	12.0008.4.472	Fan Cover With Filter
43	12.0008.4.376	Wire Raceway	92	18.0007.9.011	Box Fan
44	12.0008.3.004	Connector	93	08.6100.4.020	Screw
45	12.0008.3.082	Pressure Switch	94	08.6850.4.000	Washer
46	12.0008.3.029	Connector	95	08.6700.4.000	Nut
47	24.0057.0.000	Holder	96	18.0007.9.504	Cabler Air Pressure Switch
48	12.0008.4.378	High Voltage Decal (Large)	97	08.6032.2.020	Screw
49	08.6532.8.080	Screw	98	08.6702.2.000	Nut

Revised 02/2003

e-mail: [service@amfreece.cz](mailto:service@amfreece.cz) ; [parts@amfreece.cz](mailto:parts@amfreece.cz); website: [www.amfreece.com](http://www.amfreece.com)

Phones: +420 582 309 160 (Service), +420 582 309 189 (343) (Spare Parts) ; Fax: +420 582 360 606

# PARALLEL TABLE



**PARALLEL TABLE**

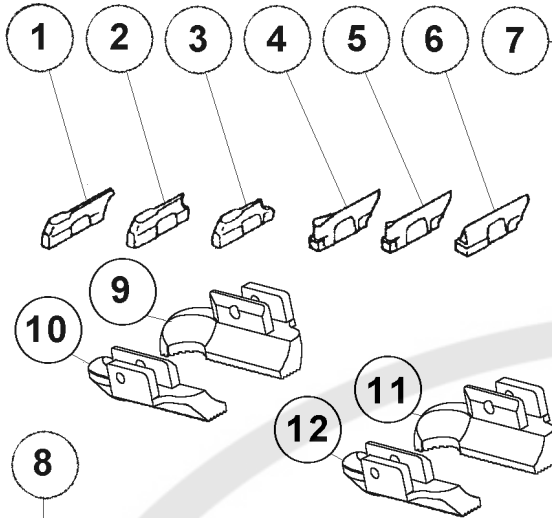
DET	PART NUMBER	DESCRIPTION
01	04.9000.0.123	Frame Kit
02	12.0008.6.503	Small Foot Pedal Assembly
03	12.0008.3.084	Microswitch
04	08.6700.3.000	Hex Nut M3
05	22.0203.0.000	Air Start Foot Treadle Bracket
06	08.6800.4.000	Washer
07	08.6000.4.025	Screw M4x25
08	08.6702.8.000	Nut M8
09	08.6852.8.000	Washer 8.4
10	17.0094.0.200	Washer
11	08.6100.4.012	Screw M4x12
12	24.0097.0.000	Holder Pedal
13	08.6312.8.020	Screw M8x20
14	12.0008.4.204	Pedal
15	08.6000.5.006	Screw
16	08.6852.5.000	Washer
17	12.0008.4.280	Cord Clamp
18	12.0008.4.263	Sleeve Snap
19	12.0008.4.240	Cable Bushing
20	18.0083.6.616	Foot Holder
21	12.0008.4.471	Cable Buishing
22	18.0007.9.510	Start Cable



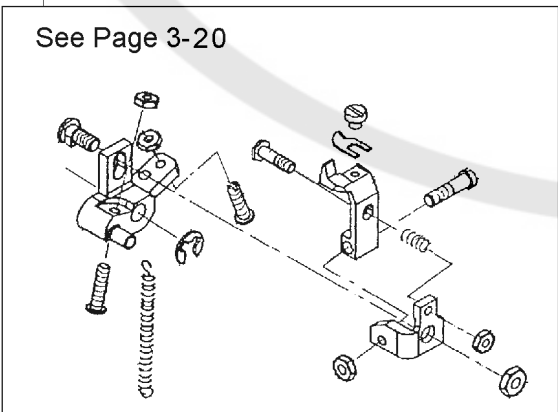
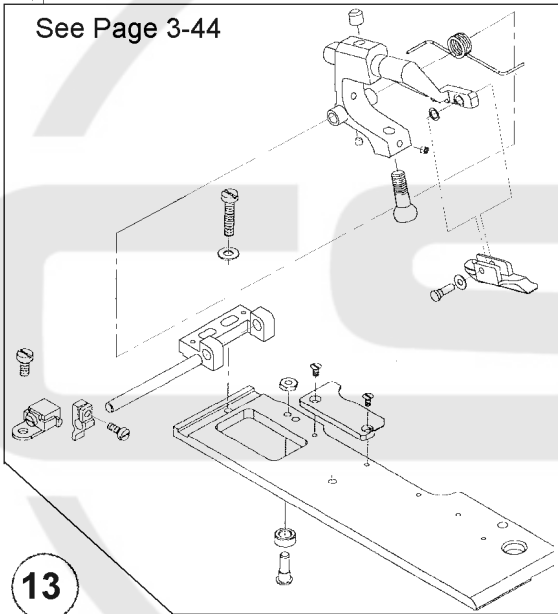
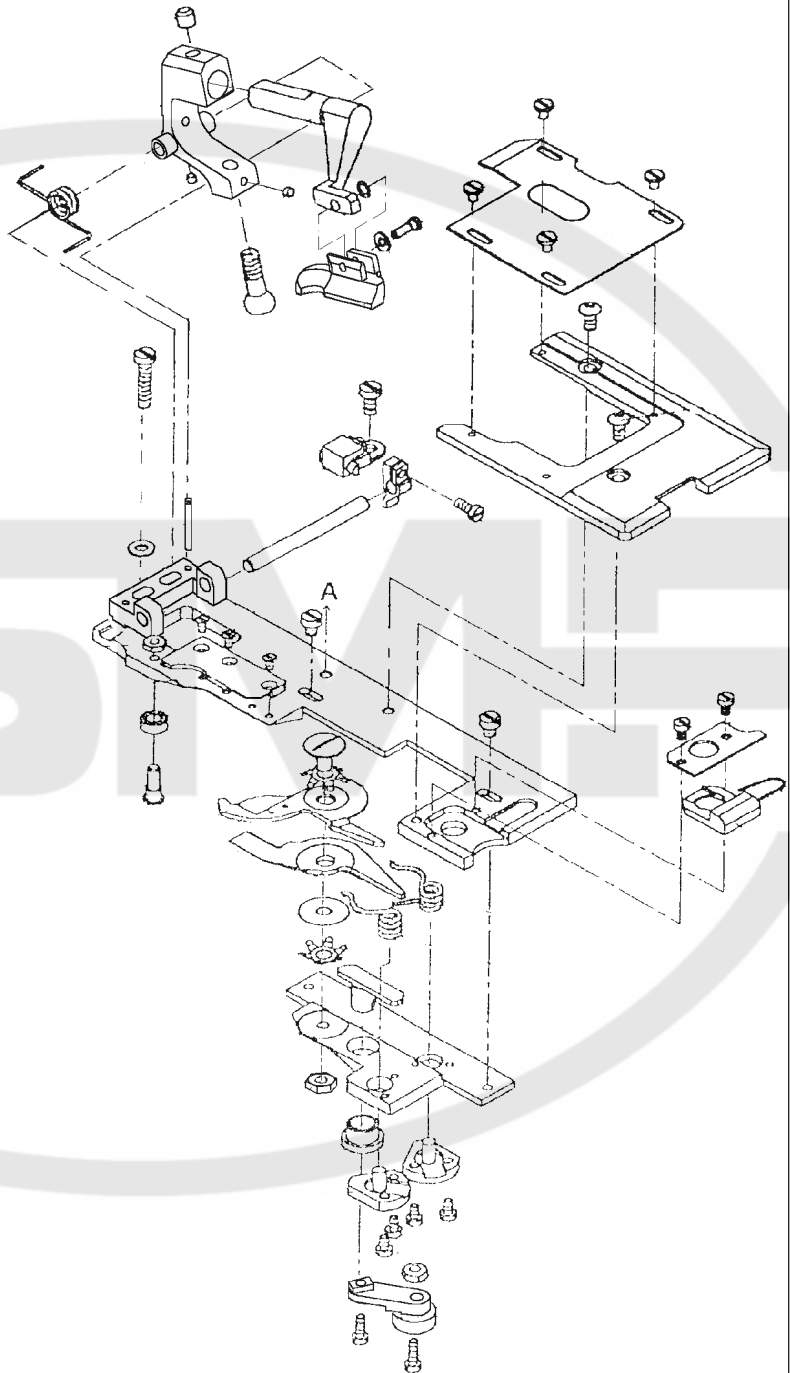
**TOOLS / ACCESSORIES**

DET	PART NUMBER	DESCRIPTION
01	18.0067.2.404	Segment 4x5
02	18.0067.2.402	Segment 2.5x4
03	18.0067.2.405	Segment 0
04	12.0008.6.201	Tweezers
05	17.0027.1.223	Thread Wire
06	17.0003.8.035	Screwdriver
07	17.0003.8.034	Fork Spanner (13x16)
08	12.0008.6.107	Wrench
09	12.0008.6.109	Wrench
10	12.0008.6.111	Fork Spanner (5.5x7)
11	12.0008.6.104	Allen Key Wrench 6
12	12.0008.6.103	Allen Key Wrench 5
13	12.0008.6.102	Allen Key Wrench 4
14	12.0008.6.101	Allen Key Wrench 3
15	12.0008.6.100	Allen Key Wrench 2
16	10.1215.0.050	Needle Guard Assembly
17	05.1322.0.000	Oil Can
18	17.0064.7.275	Throat Plate Gauge
19	17.0082.6.242	Gauge
20	02.0503.3.113	Needles
21	02.0501.0.111	Needles
22	12.0008.6.200	Needle Threader
23	08.6032.4.008	Screw
24	17.0026.4.064	R.H. Spring*CT
25	17.0026.4.065	L.H. Spring*CT
26	17.0038.4.056	Pin
27	17.0084.1.564	Socket Wrench
28	17.0016.3.105	Pin Remover
29	12.0008.3.081	Pneumatic Adapter (1/8" / NPT 1/8")

# ACCESSORIES - CT



See Page 3-42






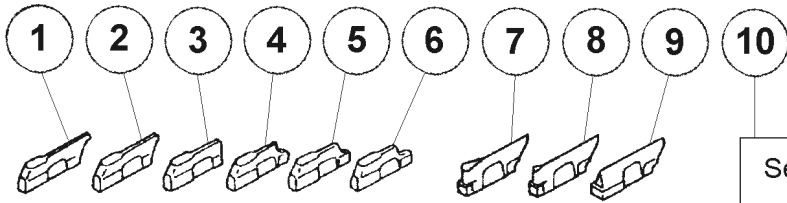
## ACCESSORIES - CT

---

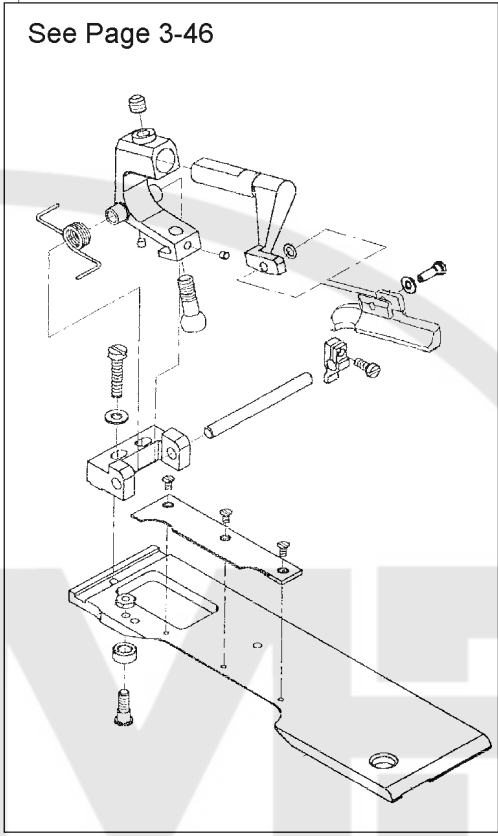
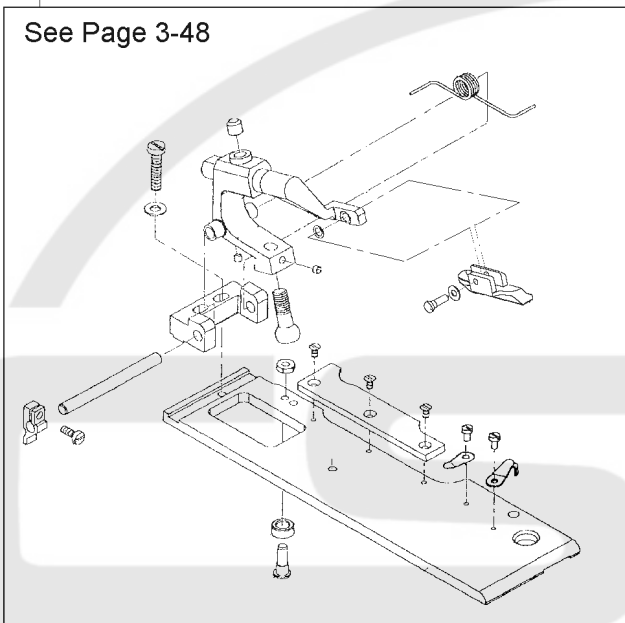
DET	PART NUMBER	DESCRIPTION
01	19.0064.5.852	Cutting Steel*22mm
02	19.0064.5.952	Cutting Steel*19mm
03	19.0064.5.849	Cutting Steel*16mm
04	18.0087.0.408	Eye Knife 3/5 CB - CT OPT.)
05	18.0087.0.407	Eye Knife* CA - CT
06	17.0064.6.325	No Eye Knife*CT OPT.)
07	18.0003.1.648	L.H. Clamp Plate Asm.*CT
08	18.0003.1.647	R.H. Clamp Plate Asm.*CT
09	18.0066.7.408	R.H. Clamp Foot (Heavy Fabric)
10	18.0066.7.409	L.H. Clamp Foot (Heavy Fabric)
11	18.0066.7.412	R.H. Clamp Foot (Thin Fabric)
12	18.0066.7.413	L.H. Clamp Foot (Thin Fabric)
13	17.0002.5.278	CT-Knife Assembly



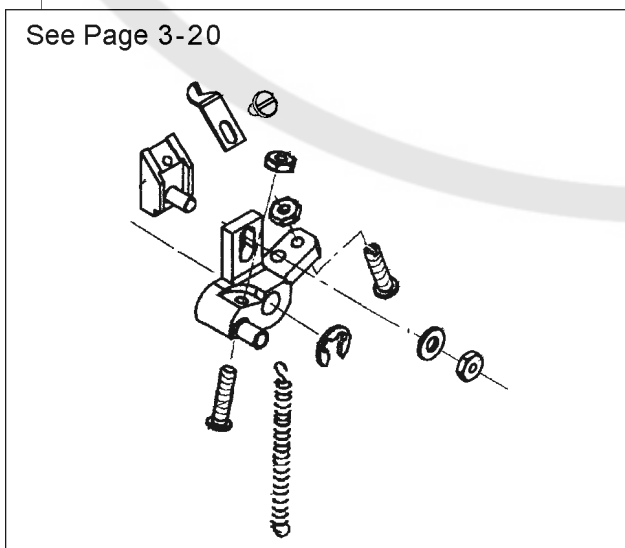
**ACCESSORIES - AF**



11



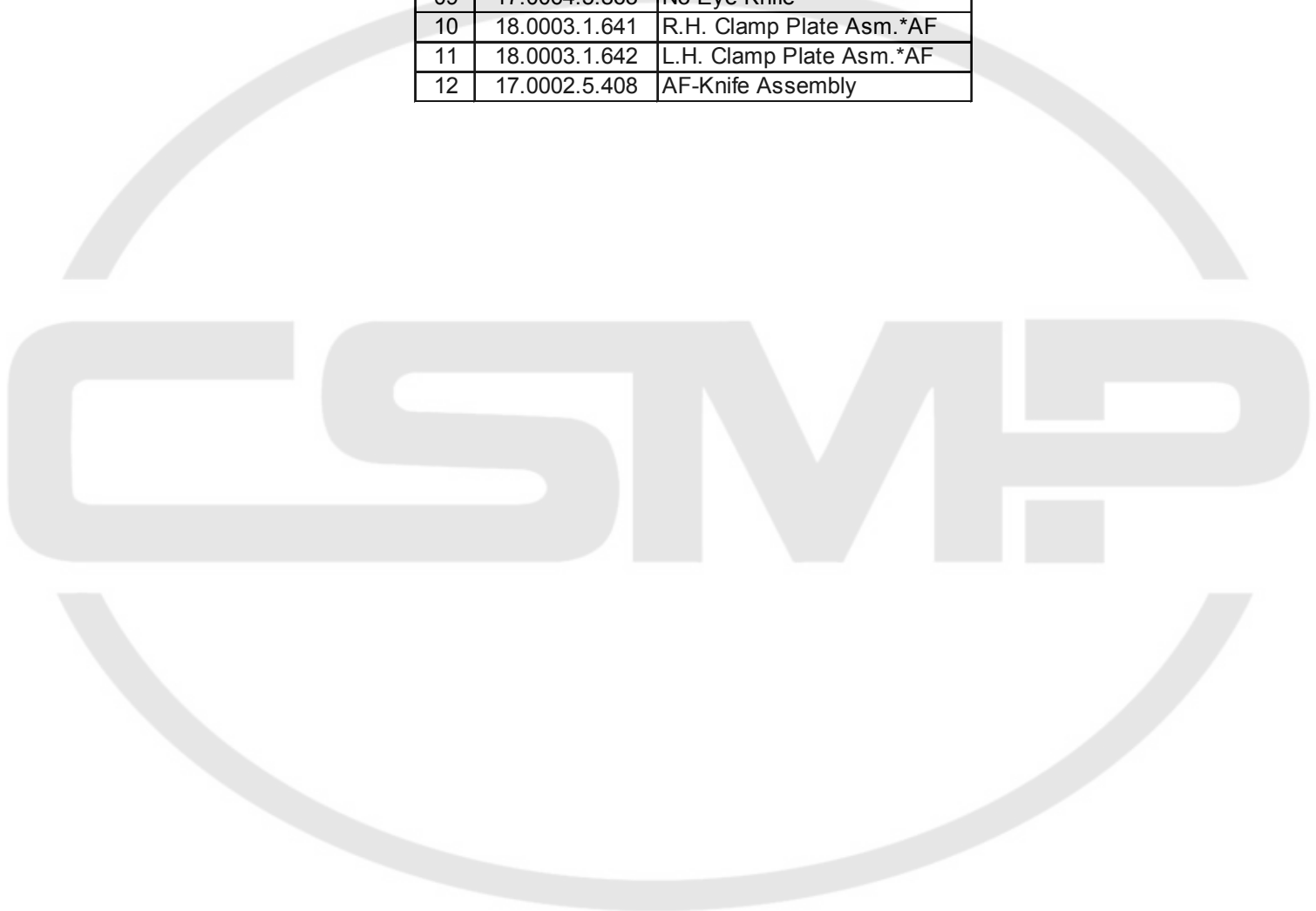
12



## ACCESSORIES - AF

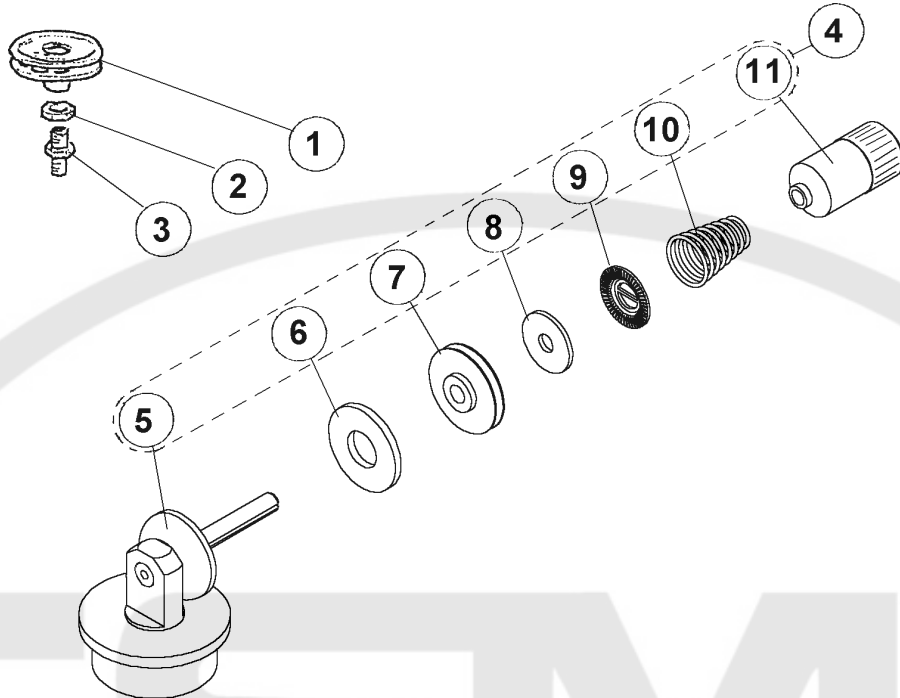
---

DET	PART NUMBER	DESCRIPTION
01	19.0064.5.855	Cutting Steel*29mm
02	19.0064.5.854	Cutting Steel*26mm
03	19.0064.5.852	Cutting Steel*22mm
04	19.0064.5.952	Cutting Steel*19mm
05	19.0064.5.849	Cutting Steel*16mm
06	19.0064.5.847	Cutting Steel*12mm OPT.)
07	18.0087.0.405	Eye Knife 3/5 CA
08	18.0087.0.406	Eye Knife 3/5 CB
09	17.0064.5.863	No Eye Knife
10	18.0003.1.641	R.H. Clamp Plate Asm.*AF
11	18.0003.1.642	L.H. Clamp Plate Asm.*AF
12	17.0002.5.408	AF-Knife Assembly



## THREAD RELEASE - JEANS

### SPECIAL PARTS



## THREAD RELEASE - JEANS

---

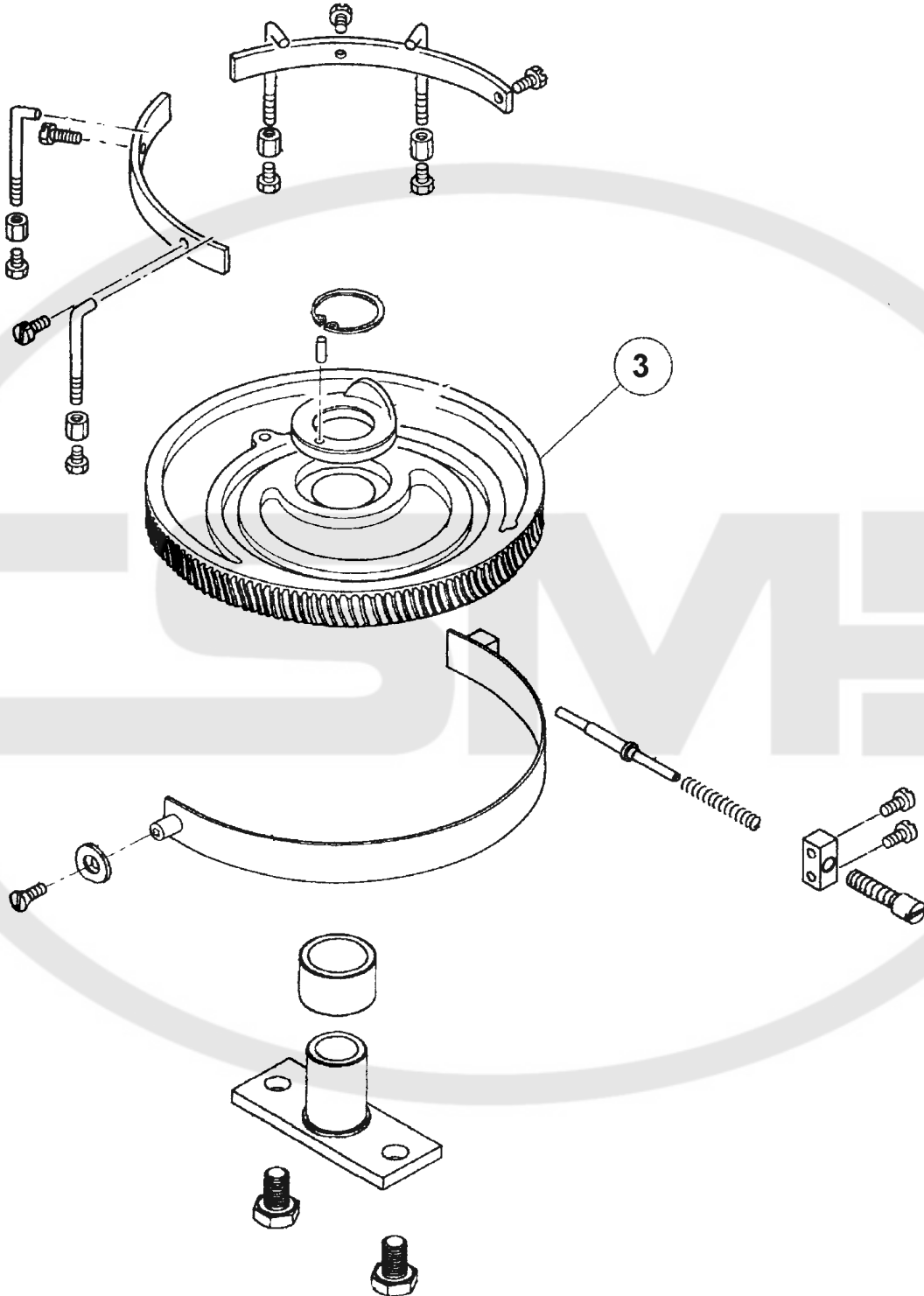
### SPECIAL PARTS

DET	PART NUMBER	DESCRIPTION
01	17.0003.9.047	Thread Draw-Off
02	17.0016.1.054	Nut
03	17.0014.6.002	Stud
04	18.0002.9.006	Thread Controls Assembly
05	18.0002.9.005	Tension Arm Assembly
06	10.1077.0.000	Felt Washer
07	10.1078.1.000	Tension Roller Assembly
08	10.1004.0.000	Felt Washer
09	10.1003.0.000	Washer
10	01.5603.0.000	Spring
11	18.0017.2.403	Nut



## SHORT TRAVEL - MAIN CAM AND BRAKE BAND

See Page 3-28



## SHORT TRAVEL - MAIN CAM AND BRAKE BAND

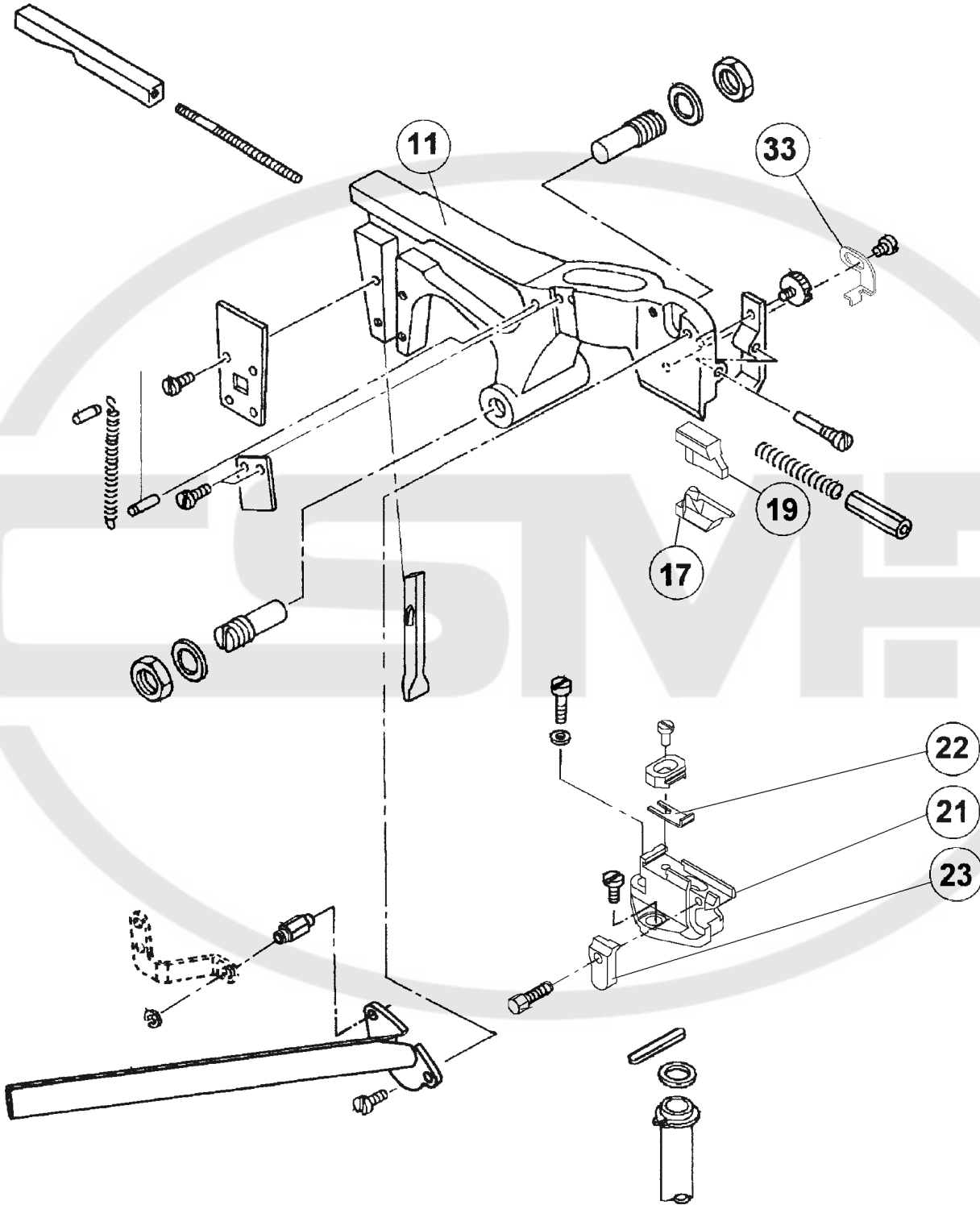
---

DET	PART NUMBER	DESCRIPTION
03	18.0067.4.402	Main Cam XLK-21 ST



## SHORT TRAVEL - CUTTING LEVER ASSEMBLY

See Page 3-32





## SHORT TRAVEL - CUTTING LEVER ASSEMBLY

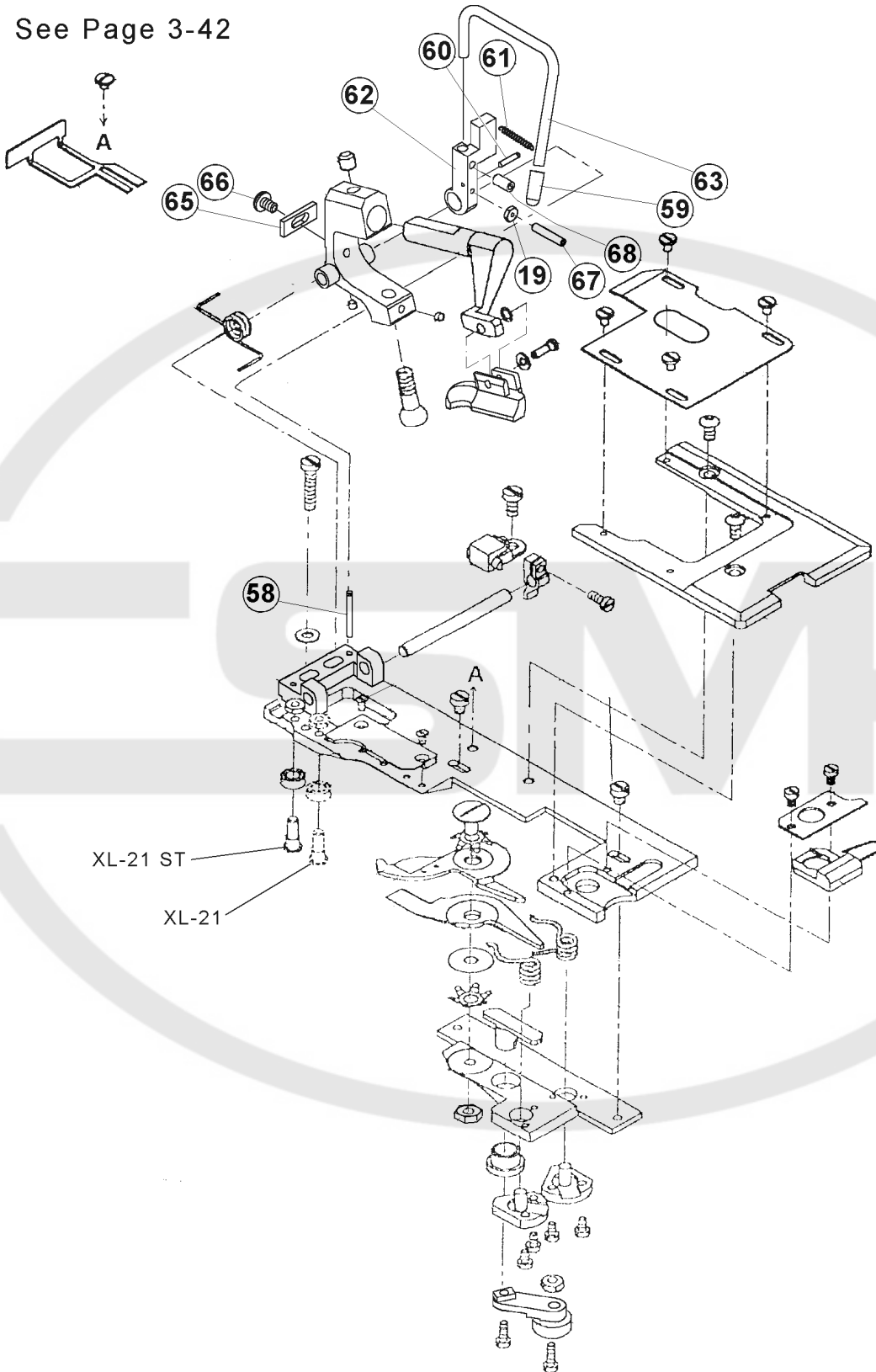
---

DET	PART NUMBER	DESCRIPTION
11	18.0063.5.409	Cutting Lever ST
17	18.0087.0.417	Knife ST
19	19.0064.5.956	Cutting Steel 19 ST
21	18.0074.4.532	Knife Holder ST
22	18.0082.6.417	Stop XL-21 ST
23	18.0064.7.412	Knife Clamp ST
33	18.0082.6.419	Clamp ST



## SHORT TRAVEL - CLAMPING LH - CT

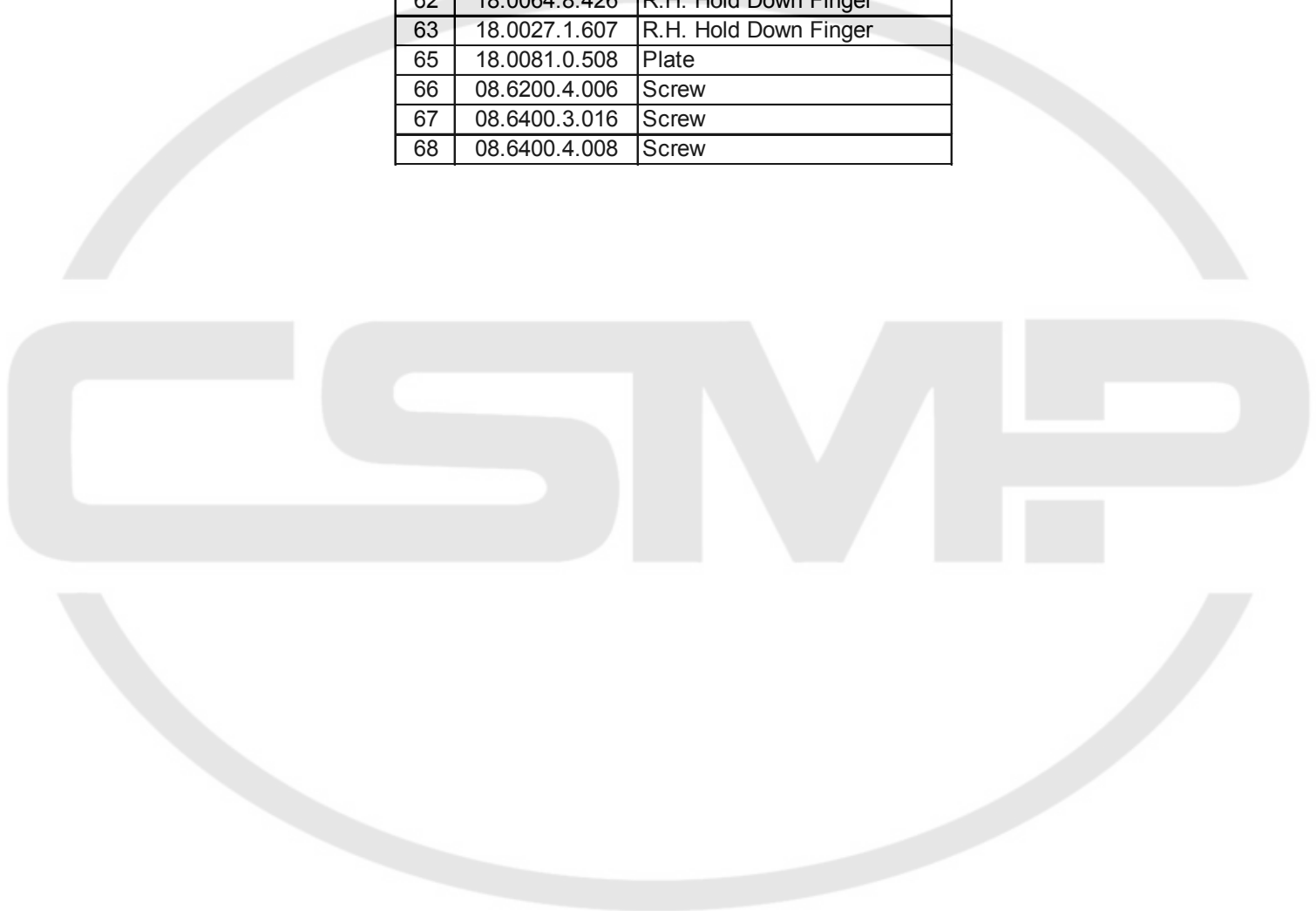
See Page 3-42



## SHORT TRAVEL - CLAMPING LH - CT

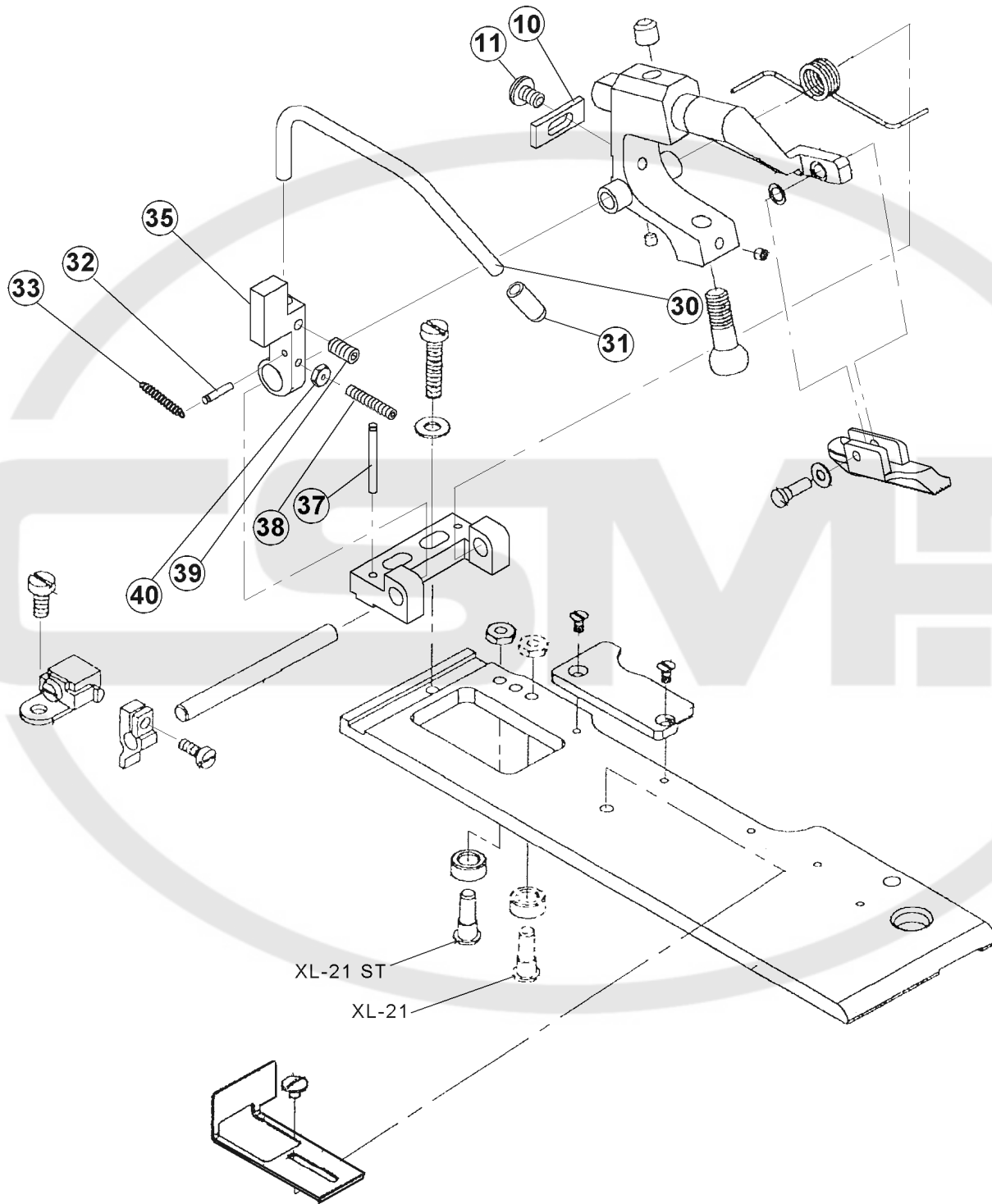
---

DET	PART NUMBER	DESCRIPTION
19	08.6700.3.000	Nut
58	12.1015.0.003	Pin
59	18.0095.1.404	Cap
60	12.1015.0.002	Pin
61	07.6440.0.033	Spring
62	18.0064.8.426	R.H. Hold Down Finger
63	18.0027.1.607	R.H. Hold Down Finger
65	18.0081.0.508	Plate
66	08.6200.4.006	Screw
67	08.6400.3.016	Screw
68	08.6400.4.008	Screw



**SHORT TRAVEL - CLAMPING RH - CT**

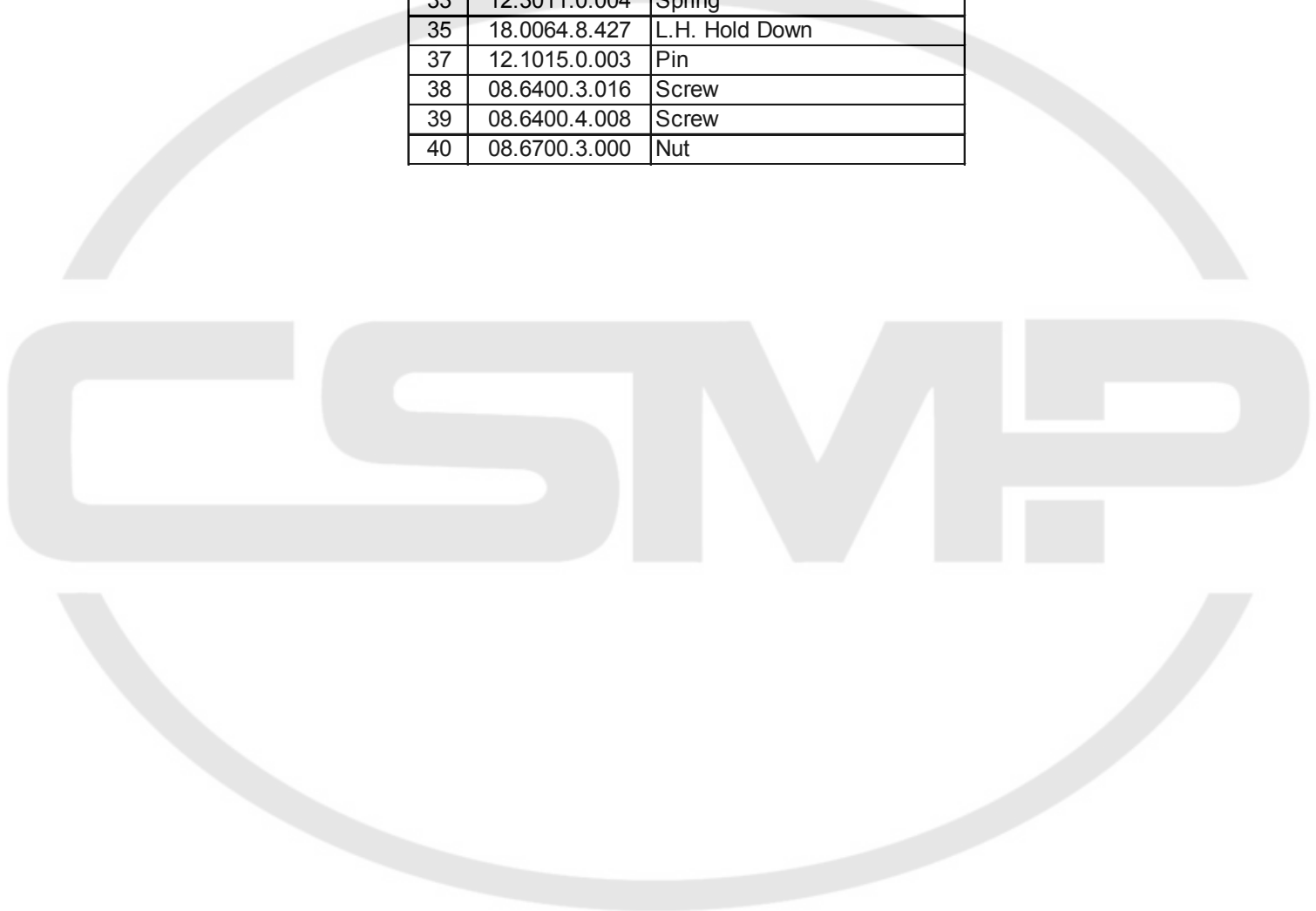
See Page 3-44



## SHORT TRAVEL - CLAMPING RH - CT

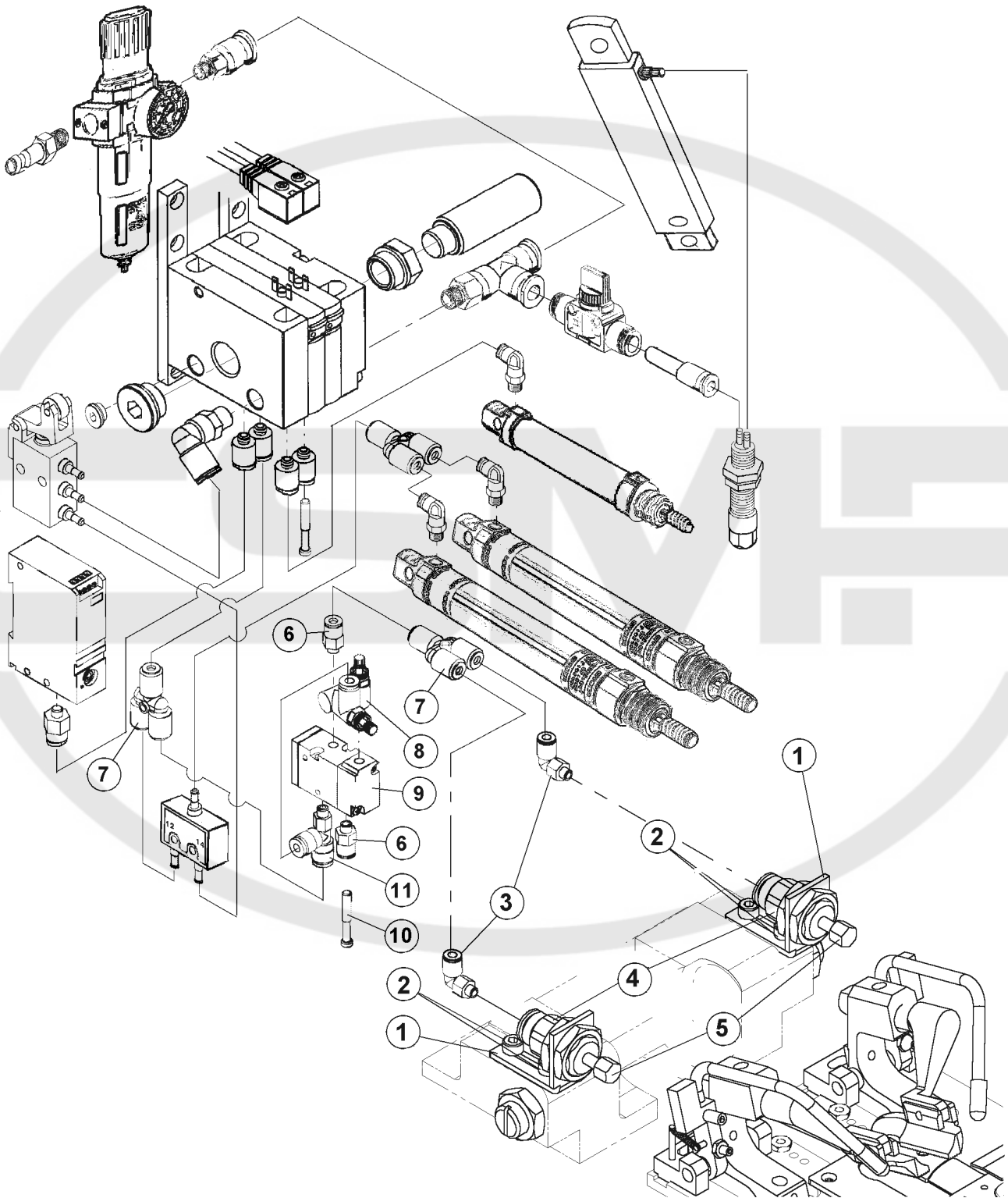
---

DET	PART NUMBER	DESCRIPTION
10	18.0081.0.508	Plate
11	08.6400.4.006	Screw
30	18.0027.1.606	L.H. Hold Down Finger
31	18.0095.1.404	Cap
32	12.1015.0.002	Pin
33	12.3011.0.004	Spring
35	18.0064.8.427	L.H. Hold Down
37	12.1015.0.003	Pin
38	08.6400.3.016	Screw
39	08.6400.4.008	Screw
40	08.6700.3.000	Nut



# SHORT TRAVEL - PNEUMATIC - CT

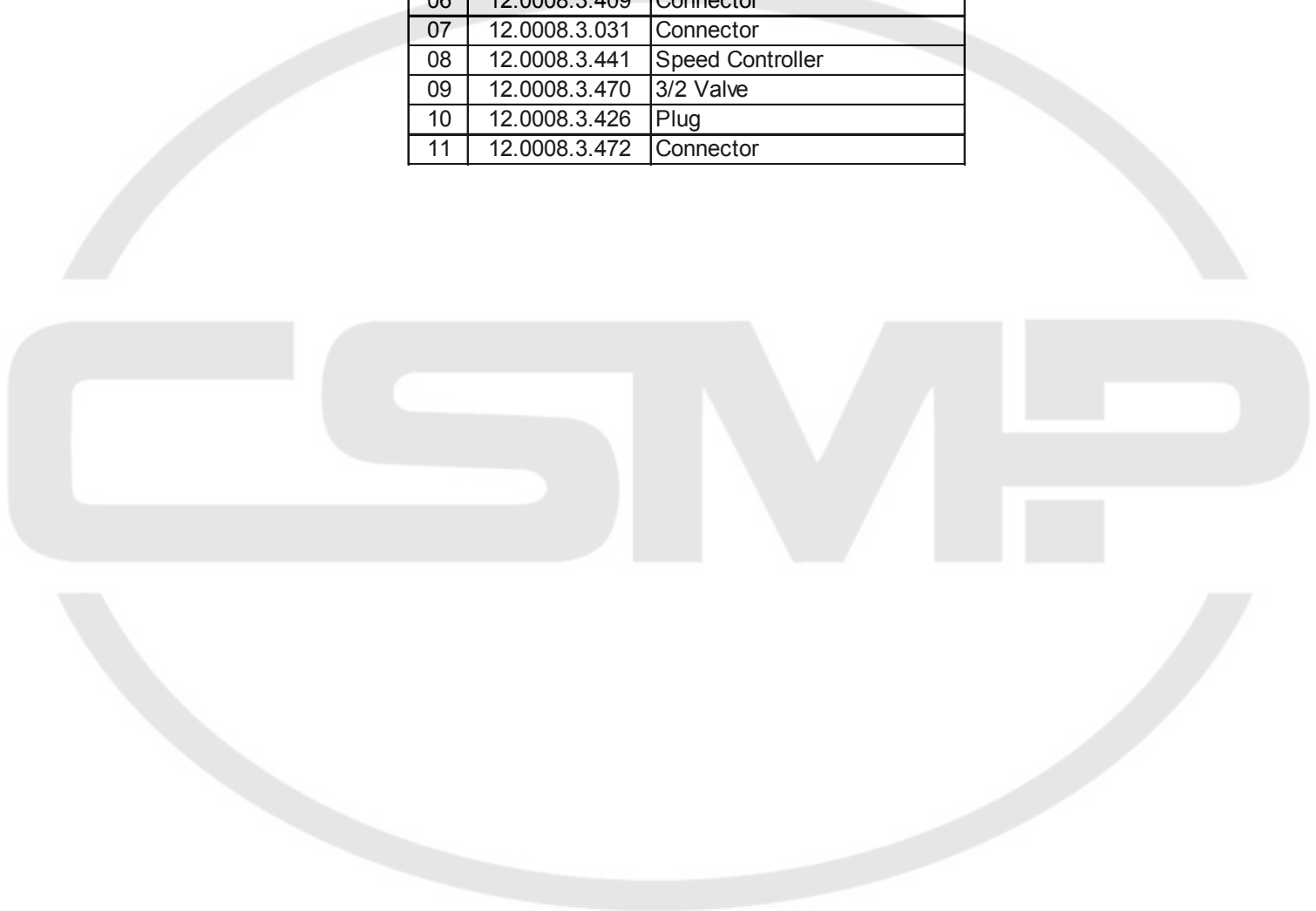
See Page 3-50; 3-54; 3-58; 3-60



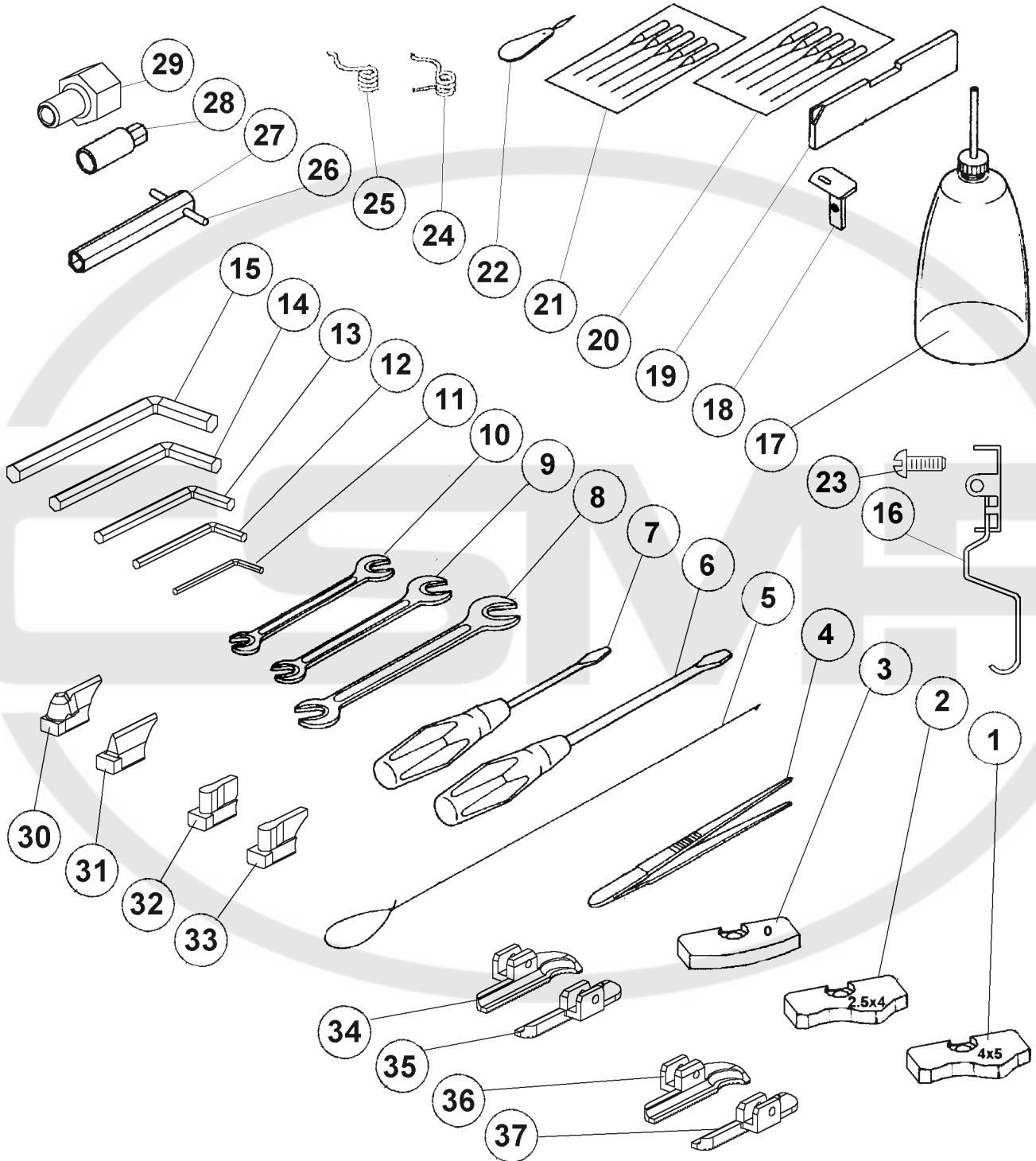
## SHORT TRAVEL - PNEUMATIC - CT

---

DET	PART NUMBER	DESCRIPTION
01	18.0083.9.287	Holder Pneumatic
02	08.6000.4.008	Screw
03	12.0008.3.411	Connector
04	12.0008.3.440	Cylinder
05	19.0016.3.406	Nut
06	12.0008.3.409	Connector
07	12.0008.3.031	Connector
08	12.0008.3.441	Speed Controller
09	12.0008.3.470	3/2 Valve
10	12.0008.3.426	Plug
11	12.0008.3.472	Connector



## SHORT TRAVEL - TOOLS / ACCESSORIES



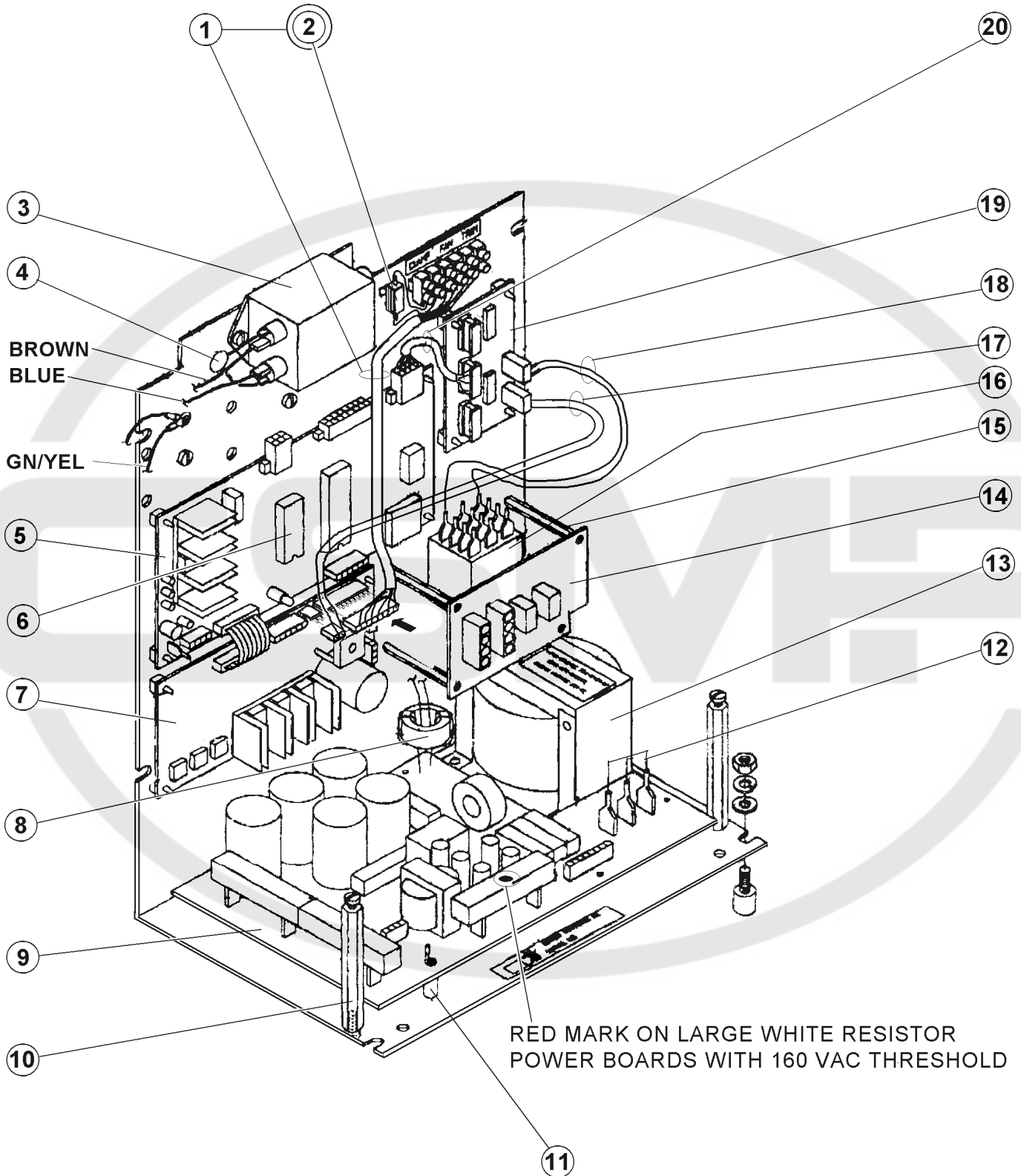


**SHORT TRAVEL - TOOLS / ACCESSORIES**

DET	PART NUMBER	DESCRIPTION
01	18.0067.2.404	Segment 4x5
02	18.0067.2.402	Segment 2.5x4
03	18.0067.2.405	Segment 0
04	12.0008.6.201	Tweezers
05	17.0027.1.223	Thread Wire
06	17.0003.8.035	Screwdriver
07	17.0003.8.034	Screwdriver
08	12.0008.6.107	Fork Spanner (13x16)
09	12.0008.6.109	Fork Spanner ( 8x10)
10	12.0008.6.111	Fork Spanner (5.5x7)
11	12.0008.6.104	Allen Key Wrench 6
12	12.0008.6.103	Allen Key Wrench 5
13	12.0008.6.102	Allen Key Wrench 4
14	12.0008.6.101	Allen Key Wrench 3
15	12.0008.6.100	Allen Key Wrench 2
16	18.0002.9.004	Needle Guard Assembly
17	05.1322.0.000	Oil Can
18	17.0064.7.275	Throat Plate Gauge
19	17.0082.6.242	Gauge
20	02.0503.3.113	Needles
21	02.0501.0.111	Needles
22	12.0008.6.200	Needle Threader
23	08.6032.4.008	Screw
24	17.0026.4.064	R.H. Spring*CT
25	17.0026.4.065	L.H. Spring*CT
26	17.0038.4.056	Pin
27	17.0084.1.564	Socket Wrench
28	17.0016.3.105	Pin Remover
29	12.0008.3.081	Pneumatic Adapter (1/8" / NPT 1/8")
30	18.0087.0.418	Knife
31	18.0087.0.419	Knife
32	19.0064.5.955	Cutting Steel 16ST
33	19.0064.5.957	Cutting Steel 22ST
34	18.0066.7.408	R.H. Clamp Foot (Heavy Fabric)
35	18.0066.7.409	L.H. Clamp Foot (Heavy Fabric)
36	18.0066.7.412	R.H. Clamp Foot (Thin Fabric)
37	18.0066.7.413	L.H. Clamp Foot (Thin Fabric)

# ELECTRICAL BOX

See page 3-58

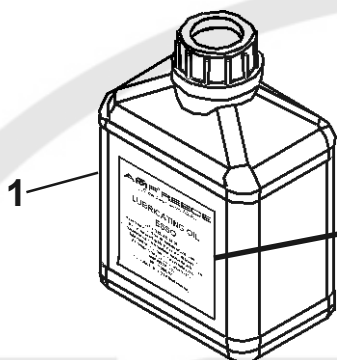


## ELECTRICAL BOX

---

DET	PART NUMBER	DESCRIPTION
01	12.0008.4.474	Cable Solenoid Output 2
02	12.0008.4.452	Resistor
03	07.6087.0.002	Filter Power
04	12.0008.4.438	Mov Assembly
05	06.5096.0.000	Board PC Logic
06	18.0007.9.900	E-PROM XL 21
07	06.5095.0.000	Board Solenoid Driver
08	12.0008.4.444	Toroid
09	06.5094.1.000	Board Pover
10	12.0008.4.434	Standoff
11	12.0008.4.432	Spacer
12	12.0008.4.481	Bridce Cable
13	12.0008.4.445	Trasformer
14	12.0008.4.479	Connector Assembly
15	12.0008.4.443	Standoff
16	12.0008.4.480	Relay
17	18.0008.4.449	Cable Relay Coil
18	12.0008.4.450	Cable FT to Motor Selection
19	06.5093.0.000	Board MotorSelection
20	12.0008.4.448	Cable Logic to Motor Selection Short

## SPECIAL ACCESSORIES



**AMF REECE**  
*Better Ideas, Better Made*

### LUBRICATING OIL ESSO

ESSO TERESTIC 68 Oil  
is recommended for all models of AMF REECE  
Industrial Sewing Machines and all types  
of equipment where a medium viscosity petroleum  
lubricant of superior quality is indicated.  
Air temperature below or above 40°C.

---

**AMF REECE, INC.**  
RICHMOND, VA  
Coukuts: 500ml (16.9 fluid ounces)

DET	PART NUMBER	DESCRIPTION
1	05.0090.1.000	Oil can - 68

**INDEX**

PART NUMBER	PAGE	DET	PART NUMBER	PAGE	DET	PART NUMBER	PAGE	DET
<b>01.5062.0.000</b>			<b>08.6000.4.014</b>			<b>08.6010.4.012</b>		
01.5062.0.000	3-43	43	08.6000.4.014	3-53	21	08.6010.4.012	3-5	37
01.5603.0.000	3-69	10	08.6000.4.016	3-3	10	08.6010.4.012	3-19	04
01.5606.0.000	3-27	30	08.6000.4.016	3-7	28	08.6010.4.012	3-23	30
			08.6000.4.016	3-35	34	08.6010.4.012	3-29	15
<b>02.0501.0.111</b>			08.6000.4.016	3-37	16	08.6010.4.012	3-53	39
02.0501.0.111	3-15	18	08.6000.4.020	3-25	16	08.6010.5.012	3-33	26
02.0501.0.111	3-63	21	08.6000.4.020	3-59	18			
02.0501.0.111	3-81	21	08.6000.4.025	3-27	37	<b>08.6010.7.004</b>		
02.0503.3.113	3-63	20	08.6000.4.025	3-61	07	08.6010.7.004	3-37	06
02.0503.3.113	3-81	20				08.6012.3.012	3-51	09
			<b>08.6000.5.006</b>			08.6032.2.020	3-59	97
<b>04.9000.0.123</b>			08.6000.5.006	3-61	15	08.6032.3.008	3-23	36
04.9000.0.123	3-61	01	08.6000.5.008	3-55	10	08.6032.4.008	3-59	60
05.1322.0.000	3-63	17	08.6000.5.012	3-7	29	08.6032.4.008	3-63	23
05.1322.0.000	3-81	17	08.6000.5.012	3-9	19	08.6032.4.008	3-81	23
05.1392.0.000	3-59	86	08.6000.5.012	3-29	12	08.6100.4.006	3-59	04
			08.6000.5.012	3-35	42			
			08.6000.5.012	3-39	38	<b>08.6100.4.012</b>		
<b>06.5093.0.000</b>			08.6000.5.012	3-43	49	08.6100.4.012	3-61	11
06.5093.0.000	3-83	19	08.6000.5.012	3-51	15	08.6100.4.020	3-59	93
06.5094.1.000	3-83	09	08.6000.5.016	3-7	30	08.6100.6.035	3-9	42
06.5095.0.000	3-83	07	08.6000.5.020	3-55	08			
06.5096.0.000	3-83	05	08.6000.5.050	3-3	17	<b>08.6132.3.012</b>		
07.0087.0.000	3-5	44				08.6132.3.012	3-9	32
07.0087.0.001	3-5	38	<b>08.6000.6.012</b>			08.6200.3.006	3-51	35
07.6087.0.002	3-83	03	08.6000.6.012	3-5	28	08.6200.3.008	3-43	48
07.6440.0.033	3-75	61	08.6000.6.016	3-5	15	08.6200.4.006	3-5	48
07.6481.0.014	3-5	33	08.6000.6.016	3-5	50	08.6200.4.006	3-9	50
07.9014.0.000	3-9	27	08.6000.6.016	3-35	12	08.6200.4.006	3-35	41
07.9014.0.000	3-35	47	08.6000.6.016	3-35	45	08.6200.4.006	3-57	05
			08.6000.6.020	3-5	41	08.6200.4.006	3-75	66
<b>08.6000.3.006</b>			08.6000.6.020	3-59	06	08.6200.4.008	3-3	39
08.6000.3.006	3-55	12	08.6000.6.030	3-3	26	08.6200.4.012	3-3	18
08.6000.4.005	3-11	18				<b>08.6202.6.012</b>		
08.6000.4.008	3-3	29	<b>08.6010.3.006</b>			08.6202.6.012	3-57	02
08.6000.4.008	3-59	11	08.6010.3.006	3-5	25	08.6310.4.006	3-11	48
08.6000.4.008	3-79	02	08.6010.3.006	3-21	20	08.6310.5.008	3-39	46
08.6000.4.010	3-3	23	08.6010.3.006	3-23	10	08.6310.5.018	3-7	12
08.6000.4.010	3-39	28	08.6010.3.006	3-53	20	08.6312.5.010	3-3	45
08.6000.4.010	3-55	15	08.6010.3.012	3-27	31	08.6312.8.020	3-61	13
08.6000.4.010	3-59	50	08.6010.4.010	3-19	21			
08.6000.4.012	3-3	09	08.6010.4.010	3-35	17	<b>08.6400.3.004</b>		
08.6000.4.012	3-35	35	08.6010.4.010	3-55	06	08.6400.3.004	3-53	29
08.6000.4.012	3-39	27				08.6400.3.005	3-3	20
08.6000.4.012	3-51	12						
08.6000.4.014	3-35	36						

Revised 09/2002

U.S. Phone 800-237-3323

Outside U.S. Phone 1-804-559-5000 Fax 1-804-559-5210

**INDEX**

PART NUMBER	PAGE	DET	PART NUMBER	PAGE	DET	PART NUMBER	PAGE	DET
<b>08.6400.3.005</b>			<b>08.6700.3.000</b>			<b>08.6850.4.000</b>		
08.6400.3.005	3-23	11	08.6700.3.000	3-21	48	08.6850.4.000	3-57	11
08.6400.3.005	3-37	14	08.6700.3.000	3-23	24	08.6850.4.000	3-59	94
08.6400.3.006	3-3	35	08.6700.3.000	3-61	04	08.6850.4.000	3-3	43
08.6400.3.008	3-37	09	08.6700.3.000	3-75	19	08.6850.4.000	3-5	36
08.6400.3.016	3-75	67	08.6700.3.000	3-77	40	08.6850.4.000	3-11	20
08.6400.3.016	3-77	38	08.6700.4.000	3-21	50	08.6850.4.000	3-17	22
			08.6700.4.000	3-27	34	08.6850.4.000	3-21	36
<b>08.6400.4.003</b>			08.6700.4.000	3-35	38	08.6850.4.000	3-35	18
08.6400.4.003	3-43	27	08.6700.4.000	3-45	34	08.6850.4.000	3-43	33
08.6400.4.003	3-45	06	08.6700.4.000	3-55	18	08.6850.4.000	3-45	18
08.6400.4.003	3-47	06	08.6700.4.000	3-59	95	08.6850.4.000	3-47	18
08.6400.4.003	3-49	05	08.6700.5.000	3-55	23	08.6850.4.000	3-49	20
08.6400.4.005	3-11	17	08.6700.6.000	3-3	34			
08.6400.4.005	3-43	25	08.6700.6.300	3-25	02	<b>08.6850.5.000</b>		
08.6400.4.005	3-45	19	08.6700.8.000	3-3	05	08.6850.5.000	3-55	09
08.6400.4.005	3-47	19	08.6700.8.000	3-5	31	08.6850.5.000	3-17	11
08.6400.4.005	3-49	17				08.6850.5.000	3-19	07
08.6400.4.006	3-23	43	<b>08.6702.2.000</b>			08.6850.5.000	3-39	39
08.6400.4.006	3-77	11	08.6702.2.000	3-59	98	08.6850.5.000	3-39	47
08.6400.4.008	3-75	68	08.6702.3.000	3-9	30	08.6850.6.000	3-3	33
08.6400.4.008	3-77	39	08.6702.4.000	3-51	31	08.6850.6.000	3-59	26
08.6400.4.012	3-35	43	08.6702.8.000	3-61	08	08.6850.6.000		
08.6400.4.014	3-55	03				08.6850.8.000	3-5	34
			<b>08.6710.3.000</b>			08.6850.8.000	3-55	04
<b>08.6400.5.006</b>			08.6710.3.000	3-21	49			
08.6400.5.006	3-27	05	08.6710.5.000	3-43	16	<b>08.6852.3.000</b>		
08.6400.5.305	3-31	05	08.6710.6.000	3-51	33	08.6852.3.000	3-9	47
08.6400.6.006	3-43	23	08.6710.8.400	3-53	15	08.6852.4.000	3-5	49
08.6400.6.006	3-45	15	08.6722.8.000	3-59	68	08.6852.4.000	3-39	33
08.6400.6.006	3-47	15	08.6752.6.000	3-59	37	08.6852.4.000	3-57	06
08.6400.6.006	3-49	15				08.6852.4.000	3-59	59
08.6400.6.006			<b>08.6800.4.000</b>			08.6852.4.000	3-3	46
08.6400.6.008	3-27	27	08.6800.4.000	3-9	49	08.6852.5.000	3-61	16
08.6460.7.004	3-23	25	08.6800.4.000	3-35	37	08.6852.6.000	3-57	01
08.6460.7.004	3-37	07	08.6800.4.000	3-61	06	08.6852.8.000	3-59	67
			08.6800.5.000	3-7	16	08.6852.8.000	3-61	09
			08.6800.5.000	3-7	31			
<b>08.6532.8.070</b>			08.6800.6.000	3-5	29	<b>10.1003.0.000</b>		
08.6532.8.070	3-59	02	08.6800.6.000	3-9	51	10.1003.0.000	3-69	09
08.6532.8.080	3-59	49	08.6800.6.000	3-59	25	10.1004.0.000	3-69	08
08.6632.3.016	3-59	53	08.6802.3.000	3-9	28	10.1021.2.000	3-15	14
08.6652.3.016	3-59	62	08.6832.6.000	3-5	51	10.1077.0.000	3-69	06
08.6663.5.025	3-59	42	08.6845.4.000	3-59	58	10.1078.1.000	3-69	07
			08.6850.3.000	3-11	36	10.1215.0.050	3-63	16
			08.6850.3.000	3-51	08			

Revised 09/2002

**INDEX**

PART NUMBER	PAGE	DET	PART NUMBER	PAGE	DET	PART NUMBER	PAGE	DET
<b>12.0008.3.002</b>			<b>12.0008.4.185</b>			<b>12.0008.4.452</b>		
12.0008.3.002	3-59	23	12.0008.4.185	3-9	43	12.0008.4.452	3-83	02
12.0008.3.004	3-59	44	12.0008.4.199	3-59	27	12.0008.4.471	3-61	21
12.0008.3.017	3-59	09	12.0008.4.204	3-61	14	12.0008.4.472	3-59	91
12.0008.3.018	3-55	07	12.0008.4.240	3-61	19	12.0008.4.474	3-83	01
12.0008.3.018	3-59	16	12.0008.4.253	3-57	08	12.0008.4.475	3-9	46
12.0008.3.019	3-59	21	12.0008.4.254	3-9	44	12.0008.4.479	3-83	14
12.0008.3.023	3-57	03	12.0008.4.257	3-59	32	12.0008.4.480	3-83	16
12.0008.3.024	3-59	13	12.0008.4.258	3-59	31	<b>12.0008.4.481</b>		
12.0008.3.026	3-59	22	12.0008.4.259	3-59	79	12.0008.4.481	3-83	12
12.0008.3.029	3-51	06	12.0008.4.260	3-59	78	12.0008.4.687	3-59	33
12.0008.3.029	3-59	46	12.0008.4.261	3-59	81	12.0008.4.690	3-59	74
12.0008.3.030	3-59	14	12.0008.4.262	3-59	80	12.0008.4.690	3-59	90
12.0008.3.031	3-51	07	12.0008.4.263	3-5	52	12.0008.4.902	3-59	71
12.0008.3.031	3-79	07	12.0008.4.263	3-57	04	12.0008.4.903	3-59	77
12.0008.3.040	3-51	17	12.0008.4.263	3-61	18	12.0008.4.907	3-59	76
12.0008.3.045	3-59	07	12.0008.4.264	3-35	48	<b>12.0008.6.100</b>		
12.0008.3.046	3-59	17	12.0008.4.265	3-9	26	12.0008.6.100	3-63	15
12.0008.3.075	3-59	08	12.0008.4.266	3-9	31	12.0008.6.100	3-81	15
12.0008.3.081	3-63	29	12.0008.4.277	3-5	47	12.0008.6.101	3-63	14
12.0008.3.081	3-81	29	12.0008.4.277	3-57	07	12.0008.6.101	3-81	14
12.0008.3.082	3-59	45	12.0008.4.280	3-61	17	12.0008.6.102	3-63	13
12.0008.3.084	3-61	03	12.0008.4.281	3-59	73	12.0008.6.102	3-81	13
12.0008.3.098	3-59	24	12.0008.4.284	3-59	75	12.0008.6.103	3-63	12
12.0008.3.107	3-59	19	12.0008.4.286	3-59	72	12.0008.6.103	3-81	12
12.0008.3.108	3-59	12	12.0008.4.307	3-59	39	12.0008.6.104	3-63	11
12.0008.3.111	3-59	10	12.0008.4.366	3-59	82	12.0008.6.104	3-81	11
12.0008.3.115	3-55	01	12.0008.4.369	3-59	83	12.0008.6.107	3-63	08
12.0008.3.117	3-51	05	12.0008.4.370	3-59	84	12.0008.6.107	3-81	08
12.0008.3.126	3-59	20	12.0008.4.376	3-59	43	12.0008.6.109	3-63	09
12.0008.3.141	3-59	15	12.0008.4.378	3-59	48	12.0008.6.109	3-81	09
12.0008.3.180	3-51	16	12.0008.4.380	3-59	51	12.0008.6.111	3-63	10
12.0008.3.409	3-79	06	12.0008.4.403	3-59	01	12.0008.6.111	3-81	10
12.0008.3.411	3-79	03	12.0008.4.404	3-59	87	12.0008.6.200	3-63	22
12.0008.3.426	3-79	10	12.0008.4.405	3-59	88	12.0008.6.200	3-81	22
12.0008.3.440	3-79	04	12.0008.4.432	3-83	11	12.0008.6.201	3-63	04
12.0008.3.441	3-79	08	12.0008.4.434	3-83	10	12.0008.6.201	3-81	04
12.0008.3.470	3-79	09	12.0008.4.438	3-83	04	12.0008.6.201	3-81	04
12.0008.3.472	3-79	11	12.0008.4.443	3-83	15	12.0008.6.400	3-9	37
<b>12.0008.4.052</b>			12.0008.4.444	3-83	08	12.0008.6.401	3-59	66
12.0008.4.052	3-3	47	<b>12.0008.4.445</b>			12.0008.6.401	3-59	66
12.0008.4.072	3-59	52	12.0008.4.445	3-83	13	12.0008.6.402	3-59	64
12.0008.4.100	3-57	12	12.0008.4.448	3-83	20	12.0008.6.403	3-59	65
12.0008.4.154	3-59	61	12.0008.4.450	3-83	18	12.0008.6.503	3-61	02

Revised 09/2002

U.S. Phone 800-237-3323

Outside U.S. Phone 1-804-559-5000 Fax 1-804-559-5210

## INDEX

PART NUMBER	PAGE	DET	PART NUMBER	PAGE	DET	PART NUMBER	PAGE	DET
<b>12.0008.6.910</b>			<b>17.0002.1.274</b>			<b>17.0004.9.858</b>		
12.0008.6.910	3-59	38	17.0002.1.274	3-15	08	17.0004.9.858	3-11	33
12.0008.6.915	3-3	48	17.0002.4.140	3-7	05	17.0004.9.894	3-21	09
<b>12.1015.0.002</b>			17.0002.4.140	3-25	30	17.0004.9.895	3-21	06
12.1015.0.002	3-75	60	17.0002.5.228	3-53	08	17.0004.9.929	3-29	21
12.1015.0.002	3-77	32	17.0002.5.278	3-21	47	17.0005.2.201	3-23	23
12.1015.0.003	3-75	58	17.0002.5.278	3-65	13	17.0006.0.152	3-31	22
12.1015.0.003	3-77	37	17.0002.5.400	3-23	49			
12.1040.1.000	3-9	24	17.0002.5.401	3-23	41	<b>17.0011.1.079</b>		
<b>12.2010.0.003</b>			17.0002.5.408	3-21	46	17.0011.1.079	3-5	10
12.2010.0.003	3-43	50	17.0002.5.408	3-67	12	17.0011.1.230	3-13	20
12.2010.0.004	3-7	25	17.0002.7.148	3-51	27	17.0011.1.234	3-9	01
12.2010.0.005	3-7	20	17.0002.7.149	3-51	34	17.0011.1.234	3-15	32
12.2010.1.001	3-15	03	17.0002.7.563	3-15	33	17.0011.1.240	3-25	11
<b>12.2050.0.000</b>			<b>17.0003.5.431</b>			17.0011.1.240	3-27	33
12.2050.0.000	3-13	15	17.0003.5.431	3-11	08	17.0011.1.242	3-25	20
12.2050.0.001	3-9	22	17.0003.5.475	3-13	13	17.0011.1.248	3-21	12
12.2050.1.001	3-9	21	17.0003.5.479	3-13	25	17.0011.1.250	3-39	12
12.2050.1.002	3-29	05	17.0003.5.711	3-21	22	17.0011.1.251	3-5	26
12.2050.1.004	3-27	13	17.0003.5.721	3-21	34			
12.2050.1.005	3-35	16	17.0003.5.726	3-33	40	<b>17.0011.2.107</b>		
12.2050.1.009	3-35	49	17.0003.5.809	3-45	21	17.0011.2.107	3-15	05
<b>12.2090.0.000</b>			17.0003.5.810	3-43	31	17.0011.3.113	3-33	36
12.2090.0.000	3-27	32	17.0003.8.034	3-63	07	17.0011.5.019	3-33	12
<b>12.3011.0.004</b>			17.0003.8.034	3-81	07	17.0011.7.009	3-31	01
12.3011.0.004	3-77	33	17.0003.8.035	3-63	06	<b>17.0012.0.328</b>		
<b>12.5050.1.008</b>			17.0003.8.035	3-81	06	17.0012.0.328	3-11	35
12.5050.1.008	3-9	52	17.0003.9.047	3-69	01	17.0012.0.113	3-17	06
12.5050.1.011	3-59	30	<b>17.0004.3.486</b>			17.0012.0.114	3-9	15
12.5050.1.012	3-59	29	17.0004.3.486	3-35	06	17.0012.0.120	3-15	24
<b>12.8000.0.001</b>			17.0004.4.559	3-31	21	17.0012.0.124	3-5	17
12.8000.0.001	3-59	40	17.0004.4.793	3-19	13	17.0012.0.204	3-27	06
12.8000.0.002	3-59	89	17.0004.4.795	3-19	12	17.0012.0.204	3-41	01
<b>14.1197.1.000</b>			17.0004.4.797	3-13	24	<b>17.0012.0.215</b>		
14.1197.1.000	3-21	38	17.0004.4.806	3-25	06	17.0012.0.215	3-11	31
			17.0004.4.829	3-21	24	17.0012.0.217	3-5	13
			17.0004.4.951	3-39	06	17.0012.0.217	3-11	19
			<b>17.0004.6.939</b>			17.0012.0.217	3-39	01
			17.0004.6.939	3-17	12	17.0012.0.218	3-39	11
			17.0004.7.157	3-35	46	17.0012.0.229	3-55	21
			17.0004.7.242	3-13	04	17.0012.0.234	3-43	30
			17.0004.9.849	3-53	01	17.0012.0.234	3-45	04
			17.0004.9.850	3-19	08	17.0012.0.234	3-51	20

Revised 09/2002



**INDEX**

PART NUMBER	PAGE	DET	PART NUMBER	PAGE	DET	PART NUMBER	PAGE	DET
<b>17.0012.0.246</b>			<b>17.0012.3.054</b>			<b>17.0013.2.120</b>		
17.0012.0.246	3-33	20	17.0012.3.054	3-43	19	17.0013.2.120	3-9	14
17.0012.0.266	3-23	19	17.0012.4.103	3-23	42	17.0013.2.120	3-17	02
17.0012.0.266	3-59	35	17.0012.4.103	3-39	17	17.0013.2.192	3-27	01
17.0012.0.290	3-13	09	17.0012.4.103	3-43	11	17.0013.4.027	3-33	01
17.0012.0.290	3-19	28	17.0012.4.103	3-53	23			
17.0012.0.296	3-43	01	17.0012.4.105	3-3	53	<b>17.0013.5.067</b>		
17.0012.0.301	3-17	13	17.0012.4.105	3-21	11	17.0013.5.067	3-43	18
17.0012.0.303	3-47	04	17.0012.4.105	3-43	53	17.0013.5.067	3-45	14
17.0012.0.328	3-33	05	17.0012.4.106	3-39	10	17.0013.5.067	3-47	14
17.0012.0.328	3-43	54	17.0012.4.106	3-43	57	17.0013.5.067	3-49	11
17.0012.0.328	3-45	23	17.0012.4.106	3-45	28	17.0013.5.067	3-53	45
17.0012.0.328	3-47	23	17.0012.4.106	3-49	27	17.0013.5.069	3-51	29
17.0012.0.328	3-49	09				17.0013.6.032	3-35	21
17.0012.0.330	3-23	04	<b>17.0012.6.066</b>			17.0013.6.081	3-21	35
17.0012.0.331	3-33	03	17.0012.6.066	3-9	35	17.0013.6.081	3-23	18
17.0012.0.404	3-21	02	17.0012.6.078	3-53	51			
17.0012.0.415	3-51	04	17.0012.6.114	3-43	52	<b>17.0014.1.015</b>		
17.0012.0.423	3-15	30	17.0012.6.114	3-45	02	17.0014.1.015	3-19	02
17.0012.0.423	3-35	33	17.0012.6.114	3-47	02	17.0014.1.015	3-29	17
17.0012.0.425	3-33	32	17.0012.6.114	3-49	02	17.0014.1.033	3-35	11
17.0012.0.457	3-25	28	17.0012.6.120	3-29	08	17.0014.1.066	3-33	29
17.0012.0.498	3-41	12	17.0012.6.149	3-27	23	17.0014.1.071	3-43	29
17.0012.0.543	3-13	18				17.0014.1.071	3-45	17
17.0012.0.543	3-15	28	<b>17.0013.1.040</b>			17.0014.1.071	3-47	17
17.0012.0.543	3-23	01	17.0013.1.040	3-23	38	17.0014.1.071	3-49	19
17.0012.0.543	3-37	08	17.0013.1.047	3-43	38	17.0014.1.178	3-21	43
17.0012.0.568	3-41	06	17.0013.1.047	3-45	26	17.0014.1.180	3-31	20
17.0012.0.570	3-15	19	17.0013.1.047	3-47	26	17.0014.1.205	3-39	41
17.0012.0.571	3-33	18	17.0013.1.047	3-49	24	17.0014.1.243	3-5	04
17.0012.0.572	3-41	05	17.0013.1.175	3-27	24	17.0014.1.244	3-5	05
17.0012.0.605	3-21	26	17.0013.1.320	3-51	19	17.0014.1.285	3-29	20
17.0012.0.605	3-43	12	17.0013.1.343	3-7	01			
17.0012.0.627	3-39	20	17.0013.1.414	3-41	10	<b>17.0014.2.020</b>		
17.0012.0.688	3-21	37	17.0013.1.415	3-5	39	17.0014.2.020	3-17	23
			17.0013.1.415	3-33	16	17.0014.4.036	3-25	01
			17.0013.1.416	3-51	21	17.0014.6.002	3-69	03
<b>17.0012.1.137</b>			17.0013.1.420	3-15	15	17.0015.5.042	3-21	51
17.0012.1.137	3-23	48	17.0013.1.445	3-51	32			
17.0012.1.139	3-21	21	17.0013.1.482	3-21	40	<b>17.0016.1.041</b>		
17.0012.1.140	3-21	19				17.0016.1.041	3-39	16
17.0012.1.142	3-21	16	<b>17.0013.2.090</b>			17.0016.1.045	3-29	18
17.0012.1.169	3-11	03	17.0013.2.090	3-27	14	17.0016.1.054	3-69	02
17.0012.1.172	3-9	29	17.0013.2.090	3-35	19	17.0016.1.093	3-35	23
17.0012.1.401	3-11	10	17.0013.2.119	3-9	04	17.0016.1.137	3-17	14
17.0012.2.031	3-13	08	17.0013.2.119	3-17	19	17.0016.1.140	3-11	40
17.0012.2.400	3-23	46						

Revised 09/2002

U.S. Phone 800-237-3323

Outside U.S. Phone 1-804-559-5000 Fax 1-804-559-5210

## INDEX

PART NUMBER	PAGE	DET	PART NUMBER	PAGE	DET	PART NUMBER	PAGE	DET
<b>17.0016.1.140</b>			<b>17.0019.0.346</b>			<b>17.0026.0.215</b>		
17.0016.1.140	3-19	14	17.0019.0.346	3-25	27	17.0026.0.215	3-19	09
17.0016.1.140	3-53	02	17.0019.0.346	3-33	31	17.0026.0.216	3-3	16
17.0016.1.143	3-19	17	17.0019.0.346	3-53	03	17.0026.0.217	3-27	29
17.0016.1.146	3-25	19	17.0019.0.364	3-31	14	17.0026.0.217	3-41	08
17.0016.1.149	3-21	01	17.0019.0.371	3-13	02	17.0026.0.218	3-21	41
17.0016.1.165	3-17	05	17.0019.0.371	3-31	17	17.0026.0.481	3-7	08
17.0016.1.165	3-21	28	17.0019.0.398	3-19	10	17.0026.0.553	3-53	33
17.0016.1.165	3-39	13	17.0019.0.441	3-3	04			
17.0016.1.165	3-53	44	17.0019.0.469	3-27	11	<b>17.0026.1.082</b>		
17.0016.1.179	3-17	15	17.0019.0.560	3-33	35	17.0026.1.082	3-33	15
17.0016.1.182	3-31	13				17.0026.1.084	3-15	31
17.0016.1.185	3-21	30	<b>17.0019.0.605</b>			17.0026.1.084	3-53	36
17.0016.1.190	3-5	11	17.0019.0.605	3-9	09			
17.0016.1.190	3-11	27	17.0019.0.680	3-43	42	<b>17.0026.2.072</b>		
17.0016.1.190	3-25	10	17.0019.1.062	3-15	22	17.0026.2.072	3-53	12
17.0016.1.190	3-55	05	17.0019.1.063	3-27	08	17.0026.2.077	3-15	16
17.0016.1.260	3-33	14	17.0019.1.088	3-21	14	17.0026.2.077	3-23	20
17.0016.1.288	3-33	34				17.0026.2.078	3-23	14
17.0016.1.290	3-31	18	<b>17.0019.2.021</b>			17.0026.2.078	3-53	28
17.0016.1.302	3-53	09	17.0019.2.021	3-5	09			
17.0016.1.328	3-43	35	17.0019.2.061	3-11	38	<b>17.0026.3.013</b>		
17.0016.1.328	3-45	03	17.0019.2.061	3-35	22	17.0026.3.013	3-25	14
17.0016.1.328	3-47	03	17.0019.2.066	3-43	15	17.0026.3.013	3-33	06
			17.0019.2.066	3-45	07	17.0026.3.014	3-15	27
<b>17.0016.1.328</b>			17.0019.2.066	3-47	07	17.0026.3.019	3-51	25
17.0016.1.328	3-49	22	17.0019.2.066	3-49	08	17.0026.3.123	3-11	22
17.0016.1.401	3-21	45	17.0019.2.077	3-13	16	17.0026.3.127	3-21	44
17.0016.3.051	3-25	26				17.0026.3.168	3-39	19
17.0016.3.105	3-63	28	<b>17.0019.5.019</b>			17.0026.3.173	3-21	32
17.0016.3.105	3-81	28	17.0019.5.019	3-53	14	17.0026.3.189	3-55	22
17.0017.4.058	3-13	01	17.0019.5.040	3-43	20	17.0026.3.231	3-3	25
			17.0019.5.040	3-45	13	17.0026.3.244	3-39	08
<b>17.0019.0.221</b>			17.0019.5.040	3-47	13	17.0026.3.257	3-39	32
17.0019.0.221	3-17	26	17.0019.5.040	3-49	10	17.0026.3.258	3-35	15
17.0019.0.222	3-17	17	17.0019.6.033	3-27	22			
17.0019.0.222	3-35	29				<b>17.0026.4.035</b>		
17.0019.0.225	3-13	03	<b>17.0021.0.018</b>			17.0026.4.035	3-23	32
17.0019.0.226	3-17	04	17.0021.0.018	3-27	07	17.0026.4.064	3-43	05
17.0019.0.228	3-21	17	17.0021.1.045	3-9	18	17.0026.4.064	3-63	24
17.0019.0.228	3-41	07	17.0021.1.068	3-7	09	17.0026.4.064	3-81	24
17.0019.0.235	3-27	02	17.0021.1.069	3-17	07	17.0026.4.065	3-43	04
17.0019.0.251	3-53	54	17.0021.1.069	3-23	07	17.0026.4.065	3-63	25
17.0019.0.346	3-19	15	17.0021.1.070	3-9	06	17.0026.4.065	3-81	25
17.0019.0.346	3-25	09	17.0021.1.071	3-27	12			
			17.0021.1.073	3-33	27			

Revised 09/2002

**INDEX**

PART NUMBER	PAGE	DET	PART NUMBER	PAGE	DET	PART NUMBER	PAGE	DET
<b>17.0026.4.257</b>			<b>17.0031.0.406</b>			<b>17.0033.0.057</b>		
17.0026.4.257	3-53	47	17.0031.0.406	3-23	33	17.0033.0.057	3-13	06
17.0026.4.292	3-21	13	17.0031.0.424	3-23	05	17.0033.1.153	3-31	16
17.0026.4.293	3-21	25	17.0031.0.425	3-11	04	17.0033.2.126	3-19	26
<b>17.0027.1.073</b>			17.0031.0.425	3-35	03	17.0033.2.154	3-33	38
17.0027.1.073	3-15	29	17.0031.0.425	3-53	30	<b>17.0033.3.129</b>		
17.0027.1.223	3-63	05	17.0031.0.426	3-23	34	17.0033.3.129	3-19	16
17.0027.1.223	3-81	05	17.0031.0.427	3-33	07	17.0033.3.130	3-53	06
17.0027.1.345	3-53	42	17.0031.0.428	3-11	30	17.0033.3.131	3-19	20
17.0027.1.349	3-39	35	17.0031.0.429	3-35	08	17.0033.3.132	3-31	06
17.0027.1.410	3-25	04	17.0031.0.429	3-51	30	17.0033.3.132	3-31	06
17.0027.1.411	3-11	46	17.0031.0.431	3-29	07	17.0033.3.138	3-17	10
17.0027.1.412	3-11	47	17.0031.0.431	3-29	07	17.0033.3.138	3-17	10
17.0027.1.413	3-11	45	17.0031.0.433	3-5	18	17.0033.3.158	3-21	23
17.0027.1.419	3-5	27	17.0031.0.434	3-27	09	17.0033.5.127	3-13	21
17.0027.1.459	3-43	07	17.0031.0.434	3-27	09	17.0033.5.137	3-31	19
17.0027.1.463	3-5	12	17.0031.0.440	3-53	52	17.0033.5.137	3-31	19
17.0027.1.463	3-3	12	17.0031.0.480	3-7	07	17.0033.5.138	3-53	53
17.0027.1.463	3-5	35	<b>17.0031.2.013</b>			17.0033.8.089	3-21	05
17.0027.1.799	3-11	21	17.0031.2.013	3-5	03	17.0033.8.154	3-21	08
<b>17.0027.2.052</b>			17.0031.2.024	3-35	04	<b>17.0034.1.234</b>		
17.0027.2.052	3-23	35	17.0031.2.025	3-31	08	17.0034.1.234	3-43	32
17.0027.4.045	3-19	23	17.0031.3.027	3-15	12	17.0034.1.234	3-45	24
17.0027.4.083	3-25	24	17.0031.3.400	3-39	18	17.0034.1.234	3-47	24
17.0027.4.083	3-39	07	17.0031.4.031	3-51	23	17.0034.1.234	3-49	03
17.0027.4.084	3-25	17	17.0031.4.205	3-13	22	17.0034.2.328	3-31	07
17.0027.4.084	3-25	17	17.0031.7.039	3-5	14	17.0034.6.039	3-17	24
17.0027.4.085	3-7	23	17.0031.8.198	3-53	22	17.0034.9.134	3-35	02
17.0027.4.085	3-15	02	17.0032.0.194	3-11	09	17.0034.9.155	3-25	12
17.0027.4.090	3-21	31	<b>17.0032.1.074</b>			17.0034.9.201	3-9	08
17.0027.4.090	3-33	39	17.0032.1.074	3-35	27	<b>17.0038.2.012</b>		
17.0027.4.100	3-23	21	17.0032.2.030	3-3	24	17.0038.2.012	3-29	13
17.0027.4.127	3-33	25	17.0032.2.030	3-51	24	17.0038.4.056	3-63	26
17.0027.4.128	3-29	19	17.0032.2.268	3-19	01	17.0038.4.056	3-81	26
17.0028.1.125	3-33	08	17.0032.2.272	3-17	25	<b>17.0041.0.232</b>		
<b>17.0031.0.196</b>			17.0032.2.282	3-17	16	17.0041.0.232	3-9	16
17.0031.0.196	3-15	26	17.0032.2.305	3-39	05	17.0041.0.548	3-13	23
17.0031.0.199	3-11	23	17.0032.2.305	3-39	05	17.0041.0.550	3-19	06
17.0031.0.199	3-55	24	17.0032.3.011	3-39	45	17.0041.0.551	3-13	07
17.0031.0.328	3-53	27	17.0032.3.196	3-31	11	<b>17.0041.1.094</b>		
17.0031.0.351	3-11	43	<b>17.0032.5.031</b>			17.0041.1.094	3-21	15
17.0031.0.351	3-35	40	17.0032.5.031	3-25	07	17.0041.2.160	3-13	11
17.0031.0.352	3-53	40	17.0032.6.230	3-53	25	17.0041.5.033	3-11	05
17.0031.0.405	3-33	09	17.0032.8.134	3-53	48	17.0041.8.003	3-53	07

Revised 09/2002

U.S. Phone 800-237-3323

Outside U.S. Phone 1-804-559-5000 Fax 1-804-559-5210

## INDEX

PART NUMBER	PAGE	DET	PART NUMBER	PAGE	DET	PART NUMBER	PAGE	DET
<b>17.0041.8.005</b>			<b>17.0044.1.211</b>			<b>17.0063.5.245</b>		
17.0041.8.005	3-43	37	17.0044.1.211	3-3	44	17.0063.5.245	3-47	22
17.0041.8.005	3-45	25	17.0044.1.259	3-43	02	17.0063.5.245	3-49	07
17.0041.8.005	3-47	25	17.0044.1.286	3-53	04	17.0063.6.044	3-31	09
17.0041.8.005	3-49	23	17.0044.1.443	3-5	08	17.0063.6.220	3-33	02
17.0041.8.008	3-39	43	17.0044.1.582	3-29	09	17.0063.6.256	3-19	18
17.0041.8.067	3-39	44	17.0044.2.229	3-15	01	17.0063.6.257	3-13	10
17.0041.8.096	3-19	19				17.0063.6.260	3-25	05
17.0041.8.181	3-31	10	<b>17.0045.1.099</b>			17.0063.6.265	3-31	12
			17.0045.1.099	3-11	24	17.0063.6.304	3-11	02
<b>17.0042.1.279</b>			17.0045.1.106	3-35	26	17.0063.6.308	3-31	15
17.0042.1.279	3-3	03	17.0045.3.004	3-15	25			
17.0042.1.282	3-11	11	17.0045.3.006	3-15	10	<b>17.0064.5.170</b>		
17.0042.1.283	3-15	06				17.0064.5.170	3-33	30
17.0042.1.332	3-3	49	<b>17.0055.1.143</b>			17.0064.5.837	3-23	39
17.0042.1.332	3-53	05	17.0055.1.143	3-23	03	17.0064.5.863	3-67	09
17.0042.2.149	3-15	04	17.0055.1.152	3-27	15	17.0064.6.057	3-39	40
17.0042.2.216	3-15	23	17.0055.1.153	3-7	11	17.0064.6.122	3-25	21
			17.0055.2.172	3-9	17	17.0064.6.130	3-41	03
<b>17.0042.4.120</b>			17.0055.3.025	3-31	02	17.0064.6.298	3-33	13
17.0042.4.120	3-7	10	17.0055.5.042	3-15	11	17.0064.6.325	3-65	06
17.0042.5.041	3-35	10				17.0064.6.336	3-21	29
17.0042.5.247	3-17	18	<b>17.0057.0.056</b>			17.0064.6.416	3-33	23
17.0042.5.249	3-17	27	17.0057.0.056	3-27	16			
17.0042.5.256	3-7	06	17.0057.0.057	3-27	17	<b>17.0064.7.000</b>		
17.0042.5.280	3-9	20	17.0057.1.045	3-35	09	17.0064.7.000	3-55	19
17.0042.5.287	3-17	03				17.0064.7.162	3-23	31
17.0042.5.288	3-17	09	<b>17.0061.2.336</b>			17.0064.7.164	3-55	20
17.0042.5.323	3-11	06	17.0061.2.336	3-19	25	17.0064.7.186	3-43	34
17.0042.6.053	3-19	24	17.0061.3.351	3-53	43	17.0064.7.186	3-45	20
17.0042.6.078	3-53	10	17.0061.6.028	3-53	46	17.0064.7.186	3-47	20
			17.0061.6.030	3-21	39	17.0064.7.186	3-49	21
<b>17.0043.1.011</b>			17.0062.5.149	3-33	37	17.0064.7.226	3-35	05
17.0043.1.011	3-9	07	17.0062.5.164	3-43	06	17.0064.7.275	3-63	18
17.0043.6.018	3-31	04				17.0064.7.275	3-81	18
17.0043.6.277	3-15	07	<b>17.0063.0.253</b>			17.0064.8.401	3-55	13
17.0043.6.280	3-9	11	17.0063.0.253	3-13	14			
17.0043.6.290	3-23	02	17.0063.1.073	3-21	18	<b>17.0066.7.157</b>		
17.0043.6.351	3-13	19	17.0063.2.154	3-25	18	17.0066.7.157	3-47	12
17.0043.6.351	3-15	09	17.0063.3.195	3-25	13	17.0066.7.158	3-49	14
			17.0063.4.166	3-13	12	17.0066.8.122	3-43	14
			17.0063.4.169	3-11	12	17.0066.8.122	3-49	06
			17.0063.4.172	3-11	07	17.0066.8.123	3-45	08
			17.0063.5.234	3-33	11	17.0066.8.123	3-47	08
			17.0063.5.245	3-43	17			
			17.0063.5.245	3-45	22			

Revised 09/2002

**INDEX**

PART NUMBER	PAGE	DET	PART NUMBER	PAGE	DET	PART NUMBER	PAGE	DET
<b>17.0067.2.098</b>			<b>17.0082.2.481</b>			<b>17.0094.0.200</b>		
17.0067.2.098	3-9	12	17.0082.2.481	3-53	35	17.0094.0.200	3-61	10
17.0067.2.164	3-29	16	17.0082.4.545	3-33	22	17.0094.2.092	3-11	13
17.0067.2.411	3-9	10	17.0082.4.547	3-49	26	17.0094.3.085	3-33	24
17.0067.4.127	3-29	03	17.0082.4.548	3-45	29	17.0094.3.142	3-27	36
17.0067.5.152	3-17	08	17.0082.4.996	3-21	42	17.0094.5.052	3-5	06
			17.0082.5.108	3-33	10	17.0094.5.307	3-25	03
<b>17.0069.4.048</b>			17.0082.5.235	3-21	03	17.0094.5.308	3-17	21
17.0069.4.048	3-21	10	17.0082.5.436	3-41	11	17.0094.5.310	3-35	20
17.0069.4.049	3-21	07	17.0082.5.884	3-47	28	17.0094.5.311	3-35	28
			17.0082.5.893	3-41	02	17.0094.5.314	3-9	36
<b>17.0071.0.104</b>			17.0082.5.898	3-21	33	17.0094.6.009	3-59	03
17.0071.0.104	3-9	34	17.0082.5.997	3-33	33	17.0095.1.272	3-59	63
17.0074.4.058	3-51	03						
17.0074.4.405	3-19	05	<b>17.0082.6.000</b>			<b>18.0000.4.041</b>		
17.0074.4.407	3-5	21	17.0082.6.000	3-5	22	18.0000.4.041	3-5	53
17.0074.4.411	3-5	24	17.0082.6.191	3-39	02	18.0002.6.089	3-11	39
17.0074.4.421	3-35	07	17.0082.6.226	3-43	56	18.0002.7.600	3-29	01
17.0074.4.453	3-25	15	17.0082.6.227	3-39	21	18.0002.9.000	3-39	23
17.0074.4.504	3-33	21	17.0082.6.242	3-63	19	18.0002.9.002	3-9	33
17.0074.6.170	3-43	10	17.0082.6.242	3-81	19	18.0002.9.004	3-81	16
			17.0082.6.402	3-23	22	18.0002.9.005	3-69	05
<b>17.0081.0.485</b>			17.0082.6.403	3-7	14	18.0002.9.006	3-69	04
17.0081.0.485	3-53	37	17.0082.8.017	3-15	17			
17.0081.1.645	3-47	01	17.0082.8.060	3-53	11	<b>18.0003.1.641</b>		
17.0081.1.646	3-49	01	17.0082.8.071	3-53	18	18.0003.1.641	3-67	10
17.0081.3.064	3-51	22	17.0082.8.082	3-23	27	18.0003.1.642	3-67	11
17.0081.3.910	3-43	08	17.0082.8.083	3-23	15	18.0003.1.647	3-65	08
17.0081.3.957	3-29	10				18.0003.1.648	3-65	07
17.0081.3.960	3-29	11	<b>17.0083.1.096</b>			18.0004.3.251	3-7	22
17.0081.4.295	3-11	42	17.0083.1.096	3-31	03	18.0004.7.200	3-37	17
17.0081.4.313	3-11	32	17.0083.6.357	3-59	36	18.0004.9.578	3-39	26
17.0081.4.375	3-13	17	17.0084.0.266	3-5	19			
17.0081.4.376	3-9	03	17.0084.1.001	3-23	37	<b>18.0005.0.000</b>		
17.0081.5.002	3-35	30	17.0084.1.228	3-33	28	18.0005.0.000	3-33	04
17.0081.5.003	3-19	27	17.0084.1.564	3-63	27	18.0005.0.001	3-39	36
17.0081.5.047	3-41	04	17.0084.1.564	3-81	27	18.0005.2.202	3-39	04
17.0081.5.048	3-41	09				18.0005.2.203	3-23	17
17.0081.5.091	3-51	28	<b>17.0087.0.169</b>			18.0005.2.204	3-23	12
17.0081.5.197	3-53	24	17.0087.0.169	3-47	21	18.0005.2.205	3-37	10
17.0081.6.201	3-39	25	17.0087.0.204	3-21	27	18.0005.2.207	3-9	45
17.0081.8.377	3-9	13				18.0005.3.000	3-35	25
17.0081.8.547	3-21	04	<b>17.0092.4.103</b>			18.0005.3.001	3-27	21
			17.0092.4.103	3-57	10			
<b>17.0082.2.054</b>			17.0094.0.029	3-3	02			
17.0082.2.054	3-51	26						

Revised 09/2002

U.S. Phone 800-237-3323

Outside U.S. Phone 1-804-559-5000 Fax 1-804-559-5210

## INDEX

PART NUMBER	PAGE	DET	PART NUMBER	PAGE	DET	PART NUMBER	PAGE	DET
<b>18.0007.8.403</b>			<b>18.0019.0.689</b>			<b>18.0034.2.400</b>		
18.0007.8.403	3-5	45	18.0019.0.689	3-11	49	18.0034.2.400	3-51	01
18.0007.9.011	3-59	92	18.0019.0.690	3-11	41	18.0034.6.035	3-19	22
18.0007.9.503	3-9	54	18.0019.6.400	3-43	09	<b>18.0034.9.401</b>		
18.0007.9.504	3-59	96	<b>18.0023.0.400</b>			18.0034.9.401	3-27	10
18.0007.9.505	3-59	85	18.0023.0.400	3-7	03	18.0038.3.201	3-39	09
18.0007.9.508	3-57	13	18.0023.3.200	3-37	15	<b>18.0041.0.674</b>		
18.0007.9.509	3-5	46	<b>18.0026.0.601</b>			18.0041.0.674	3-37	04
18.0007.9.510	3-61	22	18.0026.0.601	3-29	04	18.0041.0.676	3-7	18
18.0007.9.900	3-83	06	18.0026.4.400	3-45	09	18.0041.2.400	3-27	35
18.0008.4.449	3-83	17	18.0026.4.400	3-47	09	18.0041.2.401	3-27	04
<b>18.0011.2.400</b>			18.0026.4.401	3-43	26	18.0041.3.400	3-27	19
18.0011.2.400	3-15	13	18.0026.4.401	3-49	18	18.0041.3.401	3-37	13
18.0011.3.400	3-9	39	18.0026.4.403	3-23	16	18.0041.6.130	3-15	21
18.0011.3.401	3-3	36	<b>18.0027.1.606</b>			18.0041.6.144	3-27	18
18.0011.3.402	3-25	22	18.0027.1.606	3-77	30	<b>18.0042.1.403</b>		
18.0011.8.400	3-23	29	18.0027.1.607	3-75	63	18.0042.1.403	3-51	02
<b>18.0013.1.480</b>			18.0027.2.400	3-55	14	18.0042.2.183	3-9	02
18.0013.1.480	3-39	42	18.0028.3.400	3-3	37	18.0042.5.404	3-43	45
18.0013.1.481	3-7	02	18.0028.3.401	3-23	08	18.0042.5.405	3-11	26
18.0013.1.490	3-43	39	<b>18.0031.0.481</b>			18.0042.7.400	3-11	15
18.0013.1.493	3-27	25	18.0031.0.481	3-23	28	18.0042.7.402	3-59	54
18.0014.6.403	3-5	20	18.0031.0.482	3-53	26	<b>18.0044.1.213</b>		
18.0014.6.406	3-7	32	18.0031.3.363	3-29	02	18.0044.1.213	3-9	23
<b>18.0014.7.000</b>			18.0031.3.401	3-11	34	18.0044.1.492	3-27	20
18.0014.7.000	3-5	32	18.0031.8.130	3-15	20	18.0044.1.621	3-11	44
18.0014.7.001	3-45	36	18.0031.8.400	3-51	10	18.0044.2.640	3-37	01
18.0015.2.400	3-43	28	18.0031.8.401	3-7	15	18.0044.2.641	3-11	28
18.0015.2.400	3-45	05	18.0031.8.402	3-11	29	<b>18.0051.0.400</b>		
18.0015.2.400	3-47	05	<b>18.0032.2.350</b>			18.0051.0.400	3-9	40
18.0015.2.400	3-49	04	18.0032.2.350	3-7	19	18.0051.0.404	3-27	03
18.0015.2.400	3-49	04	18.0032.2.400	3-53	38	18.0052.0.274	3-7	24
18.0015.6.044	3-29	06	18.0032.3.198	3-7	27	18.0052.0.500	3-9	38
18.0015.6.400	3-3	14	18.0032.8.400	3-39	31	<b>18.0052.1.400</b>		
<b>18.0016.1.288</b>			<b>18.0033.1.400</b>			18.0052.1.400	3-7	21
18.0016.1.288	3-3	13	18.0033.1.400	3-39	15	18.0056.2.117	3-9	05
18.0016.3.404	3-3	32	18.0033.1.402	3-3	06	18.0056.2.117	3-17	20
18.0017.1.400	3-23	13	18.0033.2.404	3-53	16	18.0056.2.118	3-17	01
18.0017.2.400	3-53	13	18.0033.5.400	3-35	13			
18.0017.2.403	3-69	11	18.0033.8.400	3-11	01			
18.0019.0.688	3-53	55						

Revised 09/2002

**INDEX**

PART NUMBER	PAGE	DET	PART NUMBER	PAGE	DET	PART NUMBER	PAGE	DET
<b>18.0061.2.420</b>			<b>18.0066.7.408</b>			<b>18.0074.6.200</b>		
18.0061.2.420	3-25	31	18.0066.7.408	3-65	09	18.0074.6.200	3-3	07
18.0061.3.350	3-7	26	18.0066.7.408	3-81	34	18.0074.6.201	3-3	30
18.0061.3.606	3-43	47				18.0074.6.203	3-3	40
<b>18.0061.6.400</b>			<b>18.0066.7.409</b>			18.0074.6.204	3-3	19
18.0061.6.400	3-27	38	18.0066.7.409	3-65	10	18.0074.6.205	3-3	08
<b>18.0062.1.400</b>			18.0066.7.409	3-81	35			
18.0062.1.400	3-7	04	18.0066.7.410	3-43	22	<b>18.0074.6.206</b>		
18.0062.2.404	3-27	26	18.0066.7.411	3-45	12	18.0074.6.206	3-3	11
18.0062.2.406	3-55	16	18.0066.7.412	3-65	11	18.0074.6.207	3-3	21
18.0062.5.400	3-39	29	18.0066.7.412	3-81	36	18.0074.6.209	3-3	15
18.0062.5.402	3-23	09	18.0066.7.413	3-65	12	18.0074.6.210	3-3	41
18.0062.5.407	3-43	03	18.0066.7.413	3-81	37	18.0074.6.219	3-55	17
18.0062.6.400	3-35	24				18.0075.4.020	3-3	22
18.0062.7.400	3-51	11	<b>18.0067.2.400</b>					
18.0062.7.402	3-35	44	18.0067.2.400	3-37	11	<b>18.0081.0.502</b>		
18.0062.7.403	3-53	31	18.0067.2.401	3-37	03	18.0081.0.502	3-53	34
18.0062.7.404	3-39	37	18.0067.2.402	3-37	18	18.0081.0.503	3-3	27
			18.0067.2.402	3-63	02	18.0081.0.508	3-75	65
<b>18.0063.5.400</b>			18.0067.2.402	3-81	02	18.0081.0.508	3-77	10
18.0063.5.400	3-39	34	18.0067.2.403	3-37	18	18.0081.1.403	3-45	01
18.0063.5.401	3-43	24	18.0067.2.404	3-37	18	18.0081.1.404	3-43	36
18.0063.5.401	3-45	16	18.0067.2.404	3-63	01	18.0081.4.442	3-37	12
18.0063.5.401	3-47	16	18.0067.2.404	3-81	01			
18.0063.5.401	3-49	16	18.0067.2.405	3-37	18	<b>18.0081.5.400</b>		
18.0063.5.409	3-73	11	18.0067.2.405	3-63	03	18.0081.5.400	3-53	50
			18.0067.2.405	3-81	03	18.0081.5.401	3-43	55
<b>18.0064.1.100</b>			18.0067.2.407	3-37	02	18.0081.5.402	3-45	27
18.0064.1.100	3-11	25	18.0067.4.402	3-71	03	18.0081.5.402	3-47	27
18.0064.1.401	3-25	08				18.0081.5.404	3-39	22
18.0064.4.402	3-29	03	<b>18.0071.0.200</b>			18.0081.5.404	3-39	22
18.0064.5.754	3-39	30	18.0071.0.200	3-5	07	18.0081.5.414	3-49	25
18.0064.5.836	3-29	14	18.0071.3.159	3-5	02	18.0081.5.424	3-51	36
18.0064.6.427	3-19	03	18.0071.4.200	3-5	01			
18.0064.6.464	3-39	14	18.0071.7.400	3-23	45	<b>18.0082.1.400</b>		
18.0064.6.470	3-5	40				18.0082.1.400	3-53	49
18.0064.6.471	3-3	52	<b>18.0072.4.400</b>			18.0082.1.401	3-53	19
18.0064.7.410	3-23	47	18.0072.4.400	3-3	01	18.0082.2.520	3-53	32
18.0064.7.412	3-73	23	18.0074.4.510	3-5	23	18.0082.2.524	3-51	18
18.0064.8.400	3-37	05	18.0074.4.521	3-7	13	18.0082.3.400	3-35	32
18.0064.8.404	3-5	30	18.0074.4.521	3-7	13	18.0082.3.403	3-57	09
18.0064.8.422	3-43	44	18.0074.4.522	3-53	41			
18.0064.8.426	3-75	62	18.0074.4.532	3-73	21	<b>18.0082.6.400</b>		
18.0064.8.427	3-77	35				18.0082.6.400	3-9	25
						18.0082.6.401	3-39	24
						18.0082.6.405	3-35	39
						18.0082.6.406	3-23	06

Revised 09/2002

U.S. Phone 800-237-3323

Outside U.S. Phone 1-804-559-5000 Fax 1-804-559-5210

## INDEX

PART NUMBER	PAGE	DET	PART NUMBER	PAGE	DET	PART NUMBER	PAGE	DET
<b>18.0082.6.408</b>			<b>18.0094.3.400</b>					
18.0082.6.408	3-59	69	18.0094.3.400	3-25	29			
18.0082.6.409	3-23	44	18.0094.5.319	3-11	37			
18.0082.6.410	3-23	40	18.0094.5.400	3-35	31			
18.0082.6.417	3-73	22						
18.0082.6.419	3-73	33	<b>18.0095.1.271</b>					
			18.0095.1.271	3-7	17			
<b>18.0082.8.400</b>			18.0095.1.401	3-11	16			
18.0082.8.400	3-23	26	18.0095.1.402	3-3	31			
18.0082.8.401	3-53	17						
			<b>18.0095.1.404</b>					
<b>18.0083.1.662</b>			18.0095.1.404	3-75	59			
18.0083.1.662	3-3	50	18.0095.1.404	3-77	31			
18.0083.1.663	3-3	51	18.0095.4.400	3-3	38			
18.0083.1.665	3-59	55	18.0097.5.400	3-9	48			
18.0083.1.666	3-59	56						
18.0083.1.667	3-43	13	<b>19.0008.3.301</b>					
			19.0008.3.301	3-55	11			
<b>18.0083.4.000</b>			19.0016.3.406	3-79	05			
18.0083.4.000	3-39	03	19.0043.6.441	3-19	11			
18.0083.4.003	3-51	13						
18.0083.4.004	3-51	14	<b>19.0064.5.847</b>					
18.0083.4.006	3-55	02	19.0064.5.847	3-67	06			
18.0083.6.613	3-35	14	19.0064.5.849	3-65	03			
18.0083.6.615	3-3	28	19.0064.5.849	3-67	05			
18.0083.6.616	3-61	20	19.0064.5.852	3-65	01			
18.0083.9.287	3-79	01	19.0064.5.852	3-67	03			
			19.0064.5.854	3-67	02			
<b>18.0087.0.405</b>			19.0064.5.855	3-67	01			
18.0087.0.405	3-33	17	19.0064.5.951	3-33	19			
18.0087.0.405	3-67	07	19.0064.5.952	3-65	02			
18.0087.0.406	3-67	08	19.0064.5.952	3-67	04			
18.0087.0.407	3-65	05	19.0064.5.955	3-81	32			
18.0087.0.408	3-65	04	19.0064.5.956	3-73	19			
18.0087.0.411	3-43	40	19.0064.5.957	3-81	33			
18.0087.0.412	3-43	41						
18.0087.0.417	3-73	17	<b>22.0124.0.000</b>					
18.0087.0.418	3-81	30	22.0124.0.000	3-3	42			
18.0087.0.419	3-81	31	22.0203.0.000	3-61	05			
<b>18.0091.0.400</b>			<b>24.0040.0.000</b>					
18.0091.0.400	3-59	41	24.0040.0.000	3-59	05			
18.0093.2.400	3-9	41	24.0057.0.000	3-59	47			
18.0094.1.103	3-11	14	24.0060.0.000	3-59	57			
18.0094.1.103	3-13	05	24.0091.0.000	3-59	28			
			24.0097.0.000	3-61	12			

Revised 09/2002