

Singer 81-72

INSTRUCTIONS FOR OILING

BEFORE STARTING THE MACHINE apply Singer Manufacturing Sewing Machine Oil (Cloth and Leather) to the oil cup in the bed of the machine until the reservoir is full. Also fill the oil cup at the top of the machine and thoroughly saturate the wick in the casting near the top of the needle bar. Then oil the needle bar link connection at the front of the machine, also the knife lever and presser lever bearings at the back of the machine.

THEREAFTER, replenish the oil supply in the reservoir about once each day, or often enough to keep it filled. Twice a day apply oil to the remainder of the oiling points.

INDEX

	Page
Accessories.....	19
Bench Stands.....	19
Fittings.....	15 to 18
Foot Lifter Parts.....	20
Knife Grinder.....	21
Knee Lifter Parts.....	21
Machine Bases.....	22
Machine Base Oil Drain Jar.....	23
Machine No. 81-72.....	5
Parts Required to Change from Three-Thread Chain Stitch to a Two-Thread Chain Stitch.....	14
Thread Unwinder.....	24

Copyright, U. S. A., 1932, 1935, 1936 and 1937

by The Singer Manufacturing Co.

All Rights Reserved for all Countries

INSTRUCTIONS FOR ORDERING

In ordering from this list, use ONLY the part NUMBER in the FIRST column.

The number stamped on a Sewing Machine Part is in every case the number of the single part only.

Every combination of parts sent out as such has its specific number, which, although not stamped on the parts, must be used when ordering the combination.

Each number always indicates the SAME PART in whatever list it appears, or for whatever machine.

The letters after some of the numbers indicate the style of finish only, as follows:

- A-Hardened, Polished, Nickel Plated and Buffed
- A.A-Buffed and Chromium Plated
- A.B-Hardened, Polished, Buffed and Chromium Plated
- A.C-Brown Baking Enamel Finish
- A.D-Gray Baking Enamel Finish
- A.E-Hardened, Bright Rumbled and Nickel Plated
- A.F-Hardened, Bright Rumbled, Nickel Plated, Bright Rumbled and Chromium Plated
- B-Polished, Nickel Plated and Buffed
- C-Hardened Only
- C.R-Hardened and Merlized
- D-Polished Only
- E-Soft, Not Polished
- F-Hardened and Polished
- F.J-Hardened, Polished and Nickel Plated
- G-Bright Rumbled and Nickel Plated
- H-Blued
- J-Nickel Plated Only
- K-Hardened and Nickel Plated
- L-Brass Plated
- M-Oxidized
- N-Japaned, Dull
- P-Japaned, Bright
- P.P-Wrinkle Finish
- R-Merlized
- S-Cadmium Plated
- T-Copper Plated
- T.A-Hardened, Polished, Copper and Nickel Plated and Buffed
- T.B-Copper and Nickel Plated and Polished
- T.J-Copper and Nickel Plated Only
- T.K-Hardened, Copper and Nickel Plated
- T.L-Copper and Brass Plated
- T.M-Copper Plated and Oxidized
- U-Zinc Plated
- V-Silver Plated
- W-Polished and Nickel Plated
- X-Black Oxide, for Iron and Steel
- X.C-Hardened and Black Oxide, for Iron or Steel
- Y-Black Nickel Plated Only
- Z-Chromium Plated
- Z.A-Hardened, Polished, Nickel Plated, Buffed and Chromium Plated
- Z.B-Polished, Nickel Plated, Buffed and Chromium Plated
- Z.C-Hardened and Chromium Plated
- Z.D-Polished and Chromium Plated
- Z.G-Bright Rumbled, Nickel Plated, Bright Rumbled and Chromium Plated
- Z.J-Nickel and Chromium Plated
- Z.T-Copper and Chromium Plated

These letters MUST BE USED when they appear in the list; and AFTER the number as in the list.

In this series:

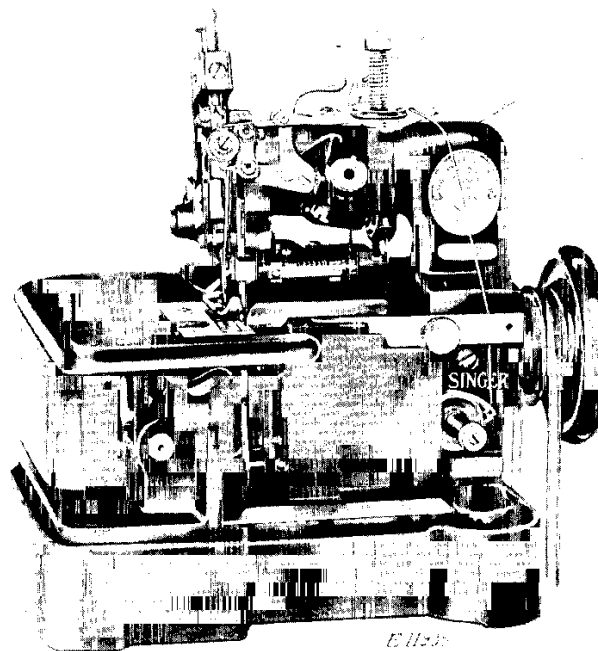
- 1 to 1500, 50001 to 51500 and 140001 to 142000 are Screw Numbers
- 1501 to 1800 and 51501 to 51900 are Nut Numbers
- 1801 to 2000 and 51801 to 52000 are Roller Numbers
- 2001 to 50000 and 52001 to 140000 and 142001 to 190000 are Sewing Machine Parts, 190001 and upward are numbers of Electrical Parts.

The figures in the second column refer only to the plates, illustrating the parts, and are NOT TO BE USED in ordering.

Parts marked with an asterisk (*) are furnished only when repairs are made at factory..

When ordering parts which differ as to Gauge (the distance between seams) the Gauge, as well as the Number must be given on order.

FOR



MACHINE No. 81-72

For Trimming and Overedging Flannels, Muslins, Denim and other similar materials; also for rayon where gathering feed is not required; inserting sleeves in shirts, waists, wrappers, etc., and for stitching pockets in trousers. Bight adjustable from 5/32 to 7/32 inch. Three-thread stitch. Foot lifter. Needle bar stroke 7/8 inch. Will stitch material up to 3/16 inch in thickness. Speed 4500 R. P. M. for long runs.

No.	Plate	Name	Each
*132522	-----	Arm with 15404, 42253, 132580 and two each 462C, 624C, 15405 and 132589.	\$18 00
4389	20821	Arm Dowel Pin.....	02
68350	20821	" Oil Cup.....	18
949E	20846	" Screw.....	09
132632	20833	Balance Wheel, 1 7/8 in. pulley, with 446C and 1285C.....	1 50
1285C	20807	Balance Wheel Position Screw.....	05
446C	7409	" " Set Screw.....	04
132654	20833	Chip Guard.....	60
132524	20808	Cloth Plate with 132525.....	4 50
132601	20808	" " Extension (lower).....	4 50
233E	20821	" " " " Screw.....	02
42108	20821	" " " (upper).....	30
233E	20821	" " " " Screw.....	02

No.	Plate	Name	Each
*132525	-----	Cloth Plate Hinge Bracket.....	\$ --
132526	20821	" " " Stud.....	25
50150C	20821	" " " " Set Screw....	02
42005	20821	" " " Lock Spring.....	25
236C	20821	" " " " Screw.....	02
132527	-----	Cloth Plate complete, Nos. 42005, 42108, 132524, 132601, two 236C and five 233E.....	9 80
42205	20831	Feed Bar with 1253C.....	3 80
132642	-----	" " 42205 with 132539.....	5 30
132528	20831	" " " Hinge Pin.....	30
1253C	20846	" " " " Set Screw.....	04
132529	7407	" Connecting Rod with 171C, 1695J and two 1057C.....	3 00
132643	-----	Feed Connecting Rod 132529 with 132644.....	11 10
1057C	7407	Feed Connecting Rod Cap Screw.....	05
51292C	7407	" " " " Hinge Screw.....	22
171C	7407	" " " " " Clamp- ing Screw.....	04
1695J	7407	Feed Connecting Rod Hinge Screw Clamping Screw Nut.....	04
1520J	5569	Feed Connecting Rod Hinge Screw Nut.	04
132851	20841	" Dog, 25 teeth (16 teeth to the inch) for 132824, for stitching pockets into trousers.....	1 85
190J	20846	Feed Dog Screw.....	04
*132531	-----	" Eccentric.....	3 80
*132532	-----	" " Body.....	3 80
1036C	5569	" " " Set Screw.....	04
19047	7407	" " " Clamping Washer.....	02
201J	7407	" " " " Screw.....	04
132533	7407	" " " Oil Tube.....	18
132644	20831	Feed Eccentric complete, Nos. 201J, 19047, 51145C, 132531 to 132533 and two 1036C.....	8 10
132651	7407	Feed Eccentric Cover.....	35
50253J	7407	" " " Screw.....	04
132712	20831	" " " Lint Cover (spring)..	07
132785	20831	" " " Lubricator with 132537	1 20
132537	20831	" " " " Oil Wick (braided cotton).....	01
132649	20832	Feed Lifting Eccentric with two 462C	3 00
132539	20832	" " " " Connection...	1 50
462C	20846	" " " " Set Screw....	02
51145C	7407	" Regulating Screw.....	05
132625	20832	" Rock Shaft.....	80
132626	-----	Feed Rock Shaft complete, Nos. 42021 and 132625.....	1 30
42021	20832	Feed Rock Shaft Crank with 157E.....	55
157E	5569	" " " " Clamping Screw	05

No.	Plate	Name	Each
132542	20832	Feed Rock Shaft Hinge Pin with 132544.....	\$ 1 20
132543	20832	Feed Rock Shaft Hinge Pin Bushing...	80
132616	20823	" " " " " Oil	
		Wick (wick).....	01
1036C	5569	Feed Rock Shaft Hinge Pin Bushing Set Screw.....	04
132544	20832	Feed Rock Shaft Hinge Pin Oil Wick (braided cotton).....	02
*132545	-----	Frame.....	18 00
132546	20808	" Bottom Cover with 132594.....	60
132547	20808	" " " " Gasket.....	18
190E	20846	" " " " Screw.....	04
132548	20821	" Oil Cup.....	25
132819	20833	" Rotary Shaft with 132558 and 132559.....	9 00
132820	-----	Frame Rotary Shaft 132819 with 132790, 132802, 132806 and 132932.	14 10
132790	20834	Frame Rotary Shaft Ball Sleeve.....	1 45
132932	-----	" " " " Guide.	15
132929	-----	" " " " Bushing (front)..	55
132930	-----	" " " " " "	
		132929 with 132835, 132864 and two 132715.....	70
132864	20823	Frame Rotary Shaft Bushing (front) Oil Pad (braided cotton).....	02
132715	20817	Frame Rotary Shaft Bushing (front) Oil Pad Retainer.....	02
*132817	20823	Frame Rotary Shaft Bushing (front) Oil Wick (wick).....	01
51332C	20821	Frame Rotary Shaft Bushing (front) Set Screw.....	05
132769	20817	Frame Rotary Shaft Crank with 1036C, 1375C and 132773.....	3 00
132770	20817	Frame Rotary Shaft Crank Ball Sleeve	70
132771	20817	" " " " " " "	
		Bushing.....	80
1664E	20817	Frame Rotary Shaft Crank Ball Sleeve Bushing Nut.....	04
132772	20817	Frame Rotary Shaft Crank Ball Sleeve Bushing Nut Washer.....	06
132773	20846	Frame Rotary Shaft Crank Ball Sleeve Bushing Position Pin.....	01
132932	-----	Frame Rotary Shaft Crank Ball Sleeve Guide.....	15
1375C	20817	Frame Rotary Shaft Crank Position Screw.....	04
1036C	5569	Frame Rotary Shaft Crank Set Screw..	04
132775	-----	Frame Rotary Shaft Crank complete, Nos. 1664E and 132769 to 132772.	4 60
132835	20817	Frame Rotary Shaft Crank Oil Sling Cover.....	10

No.	Plate	Name	Each
*132865	20833	Frame Rotary Shaft Flanged Bushing (back).....	\$ 1 80
132866	-----	Frame Rotary Shaft Flanged Bushing (back) 132865 with 132692, 132867, 132868 and two 132603...	2 00
132867	20823	Frame Rotary Shaft Flanged Bushing (back) Oil Pad, large.....	01
132868	20823	Frame Rotary Shaft Flanged Bushing (back) Oil Pad, small (braided cotton).....	01
132603	20834	Frame Rotary Shaft Flanged Bushing (back) Oil Pad Retainer.....	02
132817	20823	Frame Rotary Shaft Flanged Bushing (back) Oil Wick (wick).....	01
51332C	20821	Frame Rotary Shaft Flanged Bushing (back) Set Screw.....	05
132558	20823	Frame Rotary Shaft Oil Pad (braided cotton).....Per 100	35
132559	20823	Frame Rotary Shaft Oil Pad Retainer.	06
*132692	20834	" " " " Sling Cover..	12
132560	20833	" Side Cover (left) with 132701.	35
132701	20821	" " " " Handle.....	07
330W	20821	" " " " Screw.....	02
42028	20833	" " " (right) hinged.....	60
42101	20821	" " " " Lock Spring	02
330W	20821	" " " " Screw.....	02
132780	20808	" Top Cover.....	4 80
132781	-----	" " " 132780 with 132782 to 132784 and two 197J.....	5 40
132650	7409	Frame Top Cover Extension.....	35
42102	7409	" " " " Holder....	3 00
132600	-----	" " " " 42102 with 42101,132650,132651 and two each 176J and 50253J.....	3 95
283W	7409	Frame Top Cover Extension Holder Thumb Screw.....	17
19044	7407	Frame Top Cover Extension Holder Thumb Screw Washer.....	02
176J	20846	Frame Top Cover Extension Screw....	04
132782	20821	" " " Oil Reservoir Cover.	35
197J	20846	" " " " Screw.....	02
132783	20821	Frame Top Cover Oil Tube.....	18
132784	20821	" " " " Wick.....	01
583F	20846	" " " Screw (large).....	06
742F	20846	" " " (small).....	06
42305	20818	Knife (movable).....	25
Note: Two No. 42305 are sent with this machine.			
42306	20818	Knife (movable) Gib.....	80
132926	-----	" " Holder.....	80

No.	Plate	Name	Each
132927	-----	Knife (movable Holder 132926 with 133F,42040,42306,132928 and two 220E.....	\$ 1 85
132928	-----	Knife (movable) Holder Cap.....	25
220E	-----	" " " " Screw....	02
42038	7409	" " " Guide with 336F	50
42039	7409	" " " " Plate....	25
621E	7409	" " " " " Screw	02
336F	7409	" " " " Set Screw	02
133F	7409	" " " " Screw.....	05
42040	7409	" " " " Extension Pin.....	05
42041	7409	Knife (movable) Holder Spring.....	05
132821	20834	" " Lever with 175E.....	2 30
132563	20834	" " " Connection with two 1057C.....	2 40
132620	-----	Knife (movable) Lever Connection 132563 with 132649.....	5 40
1057C	7407	Knife (movable) Lever Connection Cap Screw.....	05
132565	20834	Knife (movable) Lever Connection Hinge Stud.....	30
175E	20846	Knife (movable) Lever Connection Hinge Stud Set Screw.....	02
42045	20834	Knife (movable) Lever Hinge Stud....	80
1229C	20846	" " " " " Set Screw.....	05
42309	20818	Knife (stationary) with 42049.....	25
Note: Two No. 42309 are sent with this machine.			
42310	20818	Knife (stationary) Clamping Stud....	60
1534D	20818	" " " " Thumb Nut.....	15
132767	20818	Knife (stationary) Holder.....	5 30
1376C	20818	" " " " Regulating Thumb Screw.....	17
1101C	20807	Knife (stationary) Holder Screw....	17
440C	7409	" " " " Stop Screw	04
1547J	7409	" " " " " Nut.....	04
42049	20818	Knife (stationary) Stud.....	02
42050	20835	Looper (left hand).....	3 00
50117C	20846	" " " " Clamping Screw...	02
132795	20835	" " " " Lever with 50117C	4 80
132796	20835	" " " " Connecting Link.....	90
132797	20835	Looper (left hand) Lever Connecting Link Hinge Pin.....	30
51459E	20835	Looper (left hand) Lever Connecting Link Screw.....	17
1735J	20835	Looper (left hand) Lever Connecting Link Screw Nut.....	04

No.	Plate	Name	Each
132798	20835	Looper (left hand) Lever Hinge Stud with 132552.....	\$ 2 40
132552	20835	Looper (left hand) Lever Hinge Stud Oil Pad (braided cotton).....	01
132816	20823	Looper (left hand) Lever Hinge Stud Oil Wick (wick).....	01
1036C	5569	Looper (left hand) Lever Hinge Stud Set Screw.....	04
132630	20836	Looper (right hand).....	3 35
132799	20836	" " " and Spreader Lever with 233E, 241E and 140123C.....	5 30
132800	-----	Looper (right hand) and Spreader Lever 132799 with 132699.....	7 70
132801	-----	Looper (right hand) and Spreader Lever 132800 with 42242, 132795, 132798 and two each 1735J,51459E, 132796 and 132797.....	18 00
132802	20817	Looper (right hand) and Spreader Lever Ball Stud.....	1 15
140123C	20846	Looper (right hand) and Spreader Lever Ball Stud Set Screw.....	06
132777	20817	Looper (right hand) and Spreader Lever Connection with 132933 and four 896C.....	2 30
132779	-----	Looper (right hand) and Spreader Lever Connection 132777 with 132775, 132802 and 132932.....	8 15
896C	20817	Looper (right hand) and Spreader Lever Connection Cap (lower) Screw.....	05
896C	20817	Looper (right hand) and Spreader Lever Connection Cap (upper) Screw.....	05
132933	-----	Looper (right hand) and Spreader Lever Connection Oil Wick.....	01
132699	20836	Looper (right hand) and Spreader Lever Hinge Pin with 125056.....	2 40
132543	20832	Looper (right hand) and Spreader Lever Hinge Pin Bushing.....	80
132816	20823	Looper (right hand) and Spreader Lever Hinge Pin Bushing Oil Wick (wick).....	01
1036C	5569	Looper (right hand) and Spreader Lever Hinge Pin Bushing Set Screw.....	04
125056	20836	Looper (right hand) and Spreader Lever Hinge Pin Oil Wick (braided cotton).....	01
1036C	5569	Looper (right hand) and Spreader Lever Hinge Pin Set Screw.....	04

No.	Plate	Name	Each
241E	20846	Looper (right hand) and Spreader Lever Oil Plug Screw.....	\$ 02
197J	20846	Looper (right hand) Screw.....	02
42054	20837	Needle Bar.....	1 15
42253	20837	" " Bushing (lower).....	35
132580	20837	" " " (upper).....	50
132581	20837	" " " Oil Pad (braided cotton).....	01
132621	20837	Needle Bar Bushing (upper) Oil Pad Cover.....	18
217J	20846	Needle Bar Bushing (upper) Oil Pad Cover Screw.....	04
462C	20846	Needle Bar Bushing Set Screw.....	02
132598	20837	" " Connecting Bracket with 187E and 223F.....	1 50
187E	20846	Needle Bar Connecting Bracket Clamp- ing Screw.....	02
132582	20837	Needle Bar Connecting Link.....	1 85
132583	20837	" " " " Hinge Pin with 132584.....	30
132584	20837	Needle Bar Connecting Link Hinge Pin Oil Pad (wick).....	01
223F	20846	Needle Bar Connecting Link Hinge Pin Set Screw for 132598.....	02
620C	20846	Needle Bar Connecting Link Hinge Pin Set Screw for 132880.....	02
132806	20838	Needle Bar Connecting Rod with four 896C.....	2 40
896C	20817	Needle Bar Connecting Rod Cap (low- er) Screw.....	05
896C	20817	Needle Bar Connecting Rod Cap (up- per) Screw.....	05
132879	20838	Needle Bar Crank (back) with 132590 and two 1259C.....	3 60
132802	20817	Needle Bar Crank (back) Ball Stud... " " " " " " Set	1 15
1259C	20846	Screw.....	04
132589	20838	Needle Bar Crank (back) Bushing.... " " " " " " Set	1 15
624C	20846	Screw.....	04
132590	20838	Needle Bar Crank (back) Oil Pad (wick).....	01
1259C	20846	Needle Bar Crank (back) Set Screw... " " " (front) with 620C, 50200C and 140123C.....	1 15
132882	-----	Needle Bar Crank (front) 132880 with 132582, 132598 and two 132583... 140123C 20846 Needle Bar Crank (front) Position Screw.....	5 10
50200C	20846	Needle Bar Crank (front) Set Screw..	06

No.	Plate	Name	Each
42115	20838	Needle Bar Thread Retainer Bracket..\$	1 15
42483	20838	" " " " Disc....	05
93C	20846	" " " " Screw....	05
10107	20838	" " " " Spring...	01
1728C	20846	" Clamping Nut.....	06
42066	20838	" Guard.....	60
171F	7407	" " Screw.....	04
132682	20841	Presser Foot Chaining-off Finger....	1 00
233J	20821	" " " " Screw	02
132609	20841	" " " " Plate.....	3 00
132610	20841	" " " " Collar with 240C.....	40
132611	20841	Presser Foot Chaining-off Plate Collar Guide Pin.....	03
735C	20846	Presser Foot Chaining-off Plate Collar Guide Pin Set Screw.....	02
240C	20846	Presser Foot Chaining-off Plate Collar Set Screw.....	02
62527	20840	Presser Foot Hinge Pin.....	01
132822	-----	" " Plate.....	2 65
132612	-----	" " Shank with 735C.....	3 80
14058	20840	" " Spring.....	02
132823	20841	Presser Foot (spring hinged) com- plete, Nos. 233J, 14058, 62527, 132609 to 132612, 132682 and 132822.....	12 00
1324C	20824	Presser Foot Screw.....	06
39541	20824	" " " Washer.....	07
42069	20839	" Lever.....	3 80
42376	-----	" " 42069 with 42045.....	4 50
42045	20834	" " Hinge Stud.....	80
1120C	20846	" " " " Set Screw..	04
42070	20839	" " Lifter.....	30
85D	20839	" " " Hinge Screw....	06
1377C	20807	" " Screw Stud (eccentric)	17
1547J	7409	" " " " Nut.....	04
42071	20839	" " Spring.....	07
1378D	20839	Pressure Regulating Thumb Screw....	17
132631	20836	Spreader.....	3 80
197J	20846	" Screw.....	02
2102	20843	Tension (looper, left hand) Disc....	06
51570C	20843	" " " " Regulat- ing Thumb Nut.....	05
50326C	20843	Tension (looper, left hand) Screw Stud.....	17
59539	-----	Tension (looper, left hand) Screw Stud 50326C with 51570C.....	25
59534	20843	Tension (looper, left hand) Spring..	07
59537	20843	" " " " " Bushings (large).....	12

No.	Plate	Name	Each
59538	20843	Tension (looper, left hand) Spring Bushings (small).....\$	12
132599	20843	Tension (looper, left hand) Thread Guide.....	60
2102	20843	Tension (looper, right hand) Disc...	06
51570C	20843	" " " " Regulat- ing Thumb Nut.....	05
50148C	20843	Tension (looper, right hand) Screw Stud.....	22
132871	-----	Tension (looper, right hand) Screw Stud 50148C with 51570C.....	30
59535	20843	Tension (looper, right hand) Spring.	07
59537	20843	" " " " " Bushings (large).....	12
59538	20843	Tension (looper, right hand) Spring Bushings (small).....	12
57076	20843	Tension (looper, right hand) Thread Guide.....	50
2102	20843	Tension (needle thread) Disc.....	06
51570C	20843	" " " " Regulating Thumb Nut.....	05
50261C	20843	Tension (needle thread) Screw Stud..	22
132360	-----	" " " " " 50261C with 51570C.....	30
59535	20843	Tension (needle thread) Spring.....	07
59537	20843	" " " " " Bush- ings (large).....	12
59538	20843	Tension (needle thread) Spring Bush- ings (small).....	12
42242	20845	Thread (looper, left hand) Eyelet...	60
233E	20821	" " " " " Screw	02
42122	20844	" " " " " Nipper Spring (lower).....	18
42123	20844	Thread (looper, left hand) Nipper Spring (upper).....	18
176J	20846	Thread (looper, left hand) Nipper Spring Screw.....	04
132591	20844	Thread (looper, left hand) Pull-off.	35
42244	20844	" " " " " " Eyelet.....	60
207J	20846	Thread (looper, left hand) Pull-off Eyelet Screw.....	02
42084	20845	Thread (looper, left hand) Tube....	50
462C	20846	" " " " " " Set Screw.....	02
132872	20844	Thread (looper, right hand) Control- ler.....	1 80
42126	20844	Thread (looper, right hand) Pull-off	35
132664	20844	" " " " " Staple..	25
176J	20846	" " " " " " Screw.....	04

No.	Plate	Name	Each
7071	20821	Thread (looper, right hand) Staple	
		Screw Washer.....\$	01
132812	20845	Thread (looper, right hand) Take-up.	55
185J	20845	" " " " " "	
		Screw.....	02
132873	20845	Thread (needle) Eyelet with 52130...	90
52130	20845	" " " Bushing.....	12
223J	20846	" " " Screw.....	02
132914	20845	" " Take-up.....	80
197J	20846	" " " Screw.....	02
132875	20844	" " " Staple and	
		Thread Guide with two 52130.....	3 60
52130	20845	Thread (needle) Take-up Staple and	
		Thread Guide Bushing.....	12
132824	20841	Throat Plate for 132851.....	3 60
742F	20846	" " " Screw.....	06
*15404	-----	Trade Mark.....	--
15405	-----	" " Rivet.....	--

Parts Required to Change from
Three-Thread Chain Stitch to
a Two-Thread Chain Stitch

No.	Plate	Name	Each
228J	20846	Needle Bar Thread Retainer Bracket	
		Screw.....\$	02
132631	20836	Spreader, in place of Looper (right hand) 132630.....	3 80
42082	20843	Tension (needle thread) Thread Guide, in place of 132875.....	80
42096	20845	Thread (needle) Eyelet, in place of 132873.....	35
132883	20845	Thread (needle) Take-up, in place of 132914.....	80

FITTINGS

FITTINGS FOR TRIMMING AND SERGING CLOTH, ETC.

FOR 5/32 IN. TO 7/32 IN. BIGHT

LENGTH OF STITCH UP TO 1/4 IN.

FOR TWO-THREAD STITCH

No.	Plate	Name	Each
132818	20848	Feed Dog, 23 teeth (16 teeth to the inch) for 132825.....\$	1 65
121416	20848	Guide with 230J and 38572.....	90
38572	20835	" Smoothing Plate.....	30
230J	20846	" " " Screw.....	02
217F	20846	" Screw.....	04
7071	20821	" " Washer.....	01
42114	20835	Looper (left hand).....	3 00
42268	20840	Presser Foot Chaining-off Finger....	60
42270	-----	" " Plate.....	2 65
132637	20840	Presser Foot (spring hinged) com-plate, Nos. 233J, 14058, 42268, 42270, 62527 and 132609 to 132612	12 00
132825	20848	Throat Plate for 132818.....	4 50

FITTINGS FOR TRIMMING AND OVEREDGING BLANKETS

FOR 5/32 IN. BIGHT

No.	Plate	Name	Each
132826	20849	Feed Dog, 16 teeth (10 teeth to the inch) for 132824.....\$	1 85
132827	20849	Presser Foot Chaining-off Finger....	90
233J	20821	" " " " Screw	02
132609	20849	" " " " Plate.....	3 00
132610	20841	" " " " Col- lar with 240C.....	40
132611	20841	Presser Foot Chaining-off Plate Col- lar Guide Pin.....	03
735C	20846	Presser Foot Chaining-off Plate Col- lar Guide Pin Set Screw.....	02
240C	20846	Presser Foot Chaining-off Plate Col- lar Set Screw.....	02
42461	20842	Presser Foot Hinge Pin.....Per 100	18
132683	-----	" " Plate.....	2 65
132685	-----	" " Shank with 735C.....	3 80
14058	20840	" " Spring.....	02
132828	20849	Presser Foot (spring hinged) com-plate, Nos. 233J, 14058, 42461, 132609 to 132611, 132683, 132685 and 132827.....	12 00
132824	20841	Throat Plate for 132826.....	3 60

FITTINGS FOR WORK SHIRTS
FOR TRIMMING AND FOLDING THE EDGE ON THE BOTTOM
FOR 3/32 IN. BIGHT

No.	Plate	Name	Each
132829	20850	Feed Dog, 25 teeth (16 teeth to the inch) for 132832.....	\$ 1 75
42213	7409	Knife (movable).....	25
42214	7409	" " Gib.....	80
42035	7409	" " Holder.....	80
132627	-----	" " " 42035 with 133F, 42037, 42040, 42214 and two 404D..	1 85
42037	7409	Knife (movable) Holder Cap.....	25
404D	7409	" " " " Screw....	02
132830	20850	Presser Foot Chaining-off Finger....	3 60
233J	20821	" " " " Screw	02
132609	20841	" " " " Plate.....	3 00
132610	20841	" " " " Col- lar with 240C.....	40
132611	20841	Presser Foot Chaining-off Plate Col- lar Guide Pin.....	03
735C	20846	Presser Foot Chaining-off Plate Col- lar Guide Pin Set Screw.....	02
240C	20846	Presser Foot Chaining-off Plate Col- lar Set Screw.....	02
42461	20842	Presser Foot Hinge Pin.....Per 100	18
132683	-----	" " Plate.....	2 65
132685	-----	" " Shank with 735C.....	3 80
14058	20840	" " Spring.....	02
132831	20850	Presser Foot (spring hinged) com- plete, Nos. 233J, 14058, 42461, 132609 to 132611, 132683, 132685 and 132830.....	12 00
132832	20850	Throat Plate for 132829.....	2 50

FITTINGS FOR WORK SHIRTS
FOR TRIMMING AND FOLDING THE EDGE ON THE BOTTOM
FOR 5/32 IN. BIGHT

No.	Plate	Name	Each
132829	20850	Feed Dog, 25 teeth (16 teeth to the inch) for 132852.....	\$ 1 75
42213	7409	Knife (movable).....	25
42214	7409	" " Gib.....	80
42035	7409	" " Holder.....	80
132627	-----	" " " 42035 with 133F, 42037, 42040, 42214 and two 404D.....	1 85

No.	Plate	Name	Each
42037	7409	Knife (movable) Holder Cap.....	\$ 25
404D	7409	" " " " Screw....	02
132853	20851	Presser Foot Chaining-off Finger....	5 00
233J	20821	" " " " Screw	02
132609	20841	" " " " Plate.....	3 00
132610	20841	" " " " Col- lar with 240C.....	40
132611	20841	Presser Foot Chaining-off Plate Col- lar Guide Pin.....	03
735C	20846	Presser Foot Chaining-off Plate Col- lar Guide Pin Set Screw.....	02
240C	20846	Presser Foot Chaining-off Plate Col- lar Set Screw.....	02
42461	20842	Presser Foot Hinge Pin.....Per 100	18
132683	-----	" " Plate.....	2 65
132685	-----	" " Shank with 735C.....	3 80
14058	20840	" " Spring.....	02
132854	20851	Presser Foot (spring hinged) com- plete, Nos. 233J, 14058, 42461, 132609 to 132611, 132683, 132685 and 132853.....	13 40
132852	20851	Throat Plate for 132829.....	6 00

FITTINGS FOR PLAIN WORK
FOR 1/8 IN. BIGHT

No.	Plate	Name	Each
42109	20852	Feed Dog, 24 teeth (16 teeth to the inch) for 132833.....	\$ 1 15
132682	20841	Presser Foot Chaining-off Finger....	1 00
233J	20821	" " " " Screw	02
132609	20841	" " " " Plate.....	3 00
132610	20841	" " " " Col- lar with 240C.....	40
132611	20841	Presser Foot Chaining-off Plate Col- lar Guide Pin.....	03
735C	20846	Presser Foot Chaining-off Plate Col- lar Guide Pin Set Screw.....	02
240C	20846	Presser Foot Chaining-off Plate Col- lar Set Screw.....	02
62527	20840	Presser Foot Hinge Pin.....	01
132822	-----	" " Plate.....	2 65
132612	-----	" " Shank with 735C.....	3 80
14058	20840	" " Spring.....	02
132823	20841	Presser Foot (spring hinged) com- plete, Nos. 233J, 14058, 62527, 132609 to 132612, 132682 and 132822.....	12 00
132833	20852	Throat Plate for 42109.....	2 40

FITTINGS FOR RAYON

No.	Plate	Name	Each
132859	20853	Feed Dog, 35 teeth (22 teeth to the inch) for 132861.....	\$ 1 85
132608	20853	Presser Foot Chaining-off Finger....	1 20
233J	20821	" " " " Screw	02
132609	20841	" " " " Plate....	3 00
132610	20841	" " " " Col- lar with 240C.....	40
132611	20841	Presser Foot Chaining-off Plate Col- lar Guide Pin.....	03
735C	20846	Presser Foot Chaining-off Plate Col- lar Guide Pin Set Screw.....	02
240C	20846	Presser Foot Chaining-off Plate Col- lar Guide Set Screw.....	02
42461	20842	Presser Foot Hinge Pin.....Per 100	18
132683	-----	" " Plate.....	2 65
132685	-----	" " Shank with 735C.....	3 80
14058	20840	" " Spring.....	02
132860	20853	Presser Foot (spring hinged) com- plete, Nos. 233J, 14058, 42461, 132608 to 132611, 132683 and 132685.....	11 10
132861	20853	Throat Plate for 132859.....	2 40

Genuine Singer Needles should be used
in Singer Machines.
These Needles and their Containers
are marked with the
Company's Trade Mark "SIMANCO." 1

Needles in Containers marked
"For Singer Machines"
are not Singer made needles. 2

ACCESSORIES

No.	Plate	Name	Each
1408J	20826	Machine Base Thumb Screw, for 1 5/8 in. tables and Individual Stands, for use when machine is mounted on top of table.....	\$ 33
474J	20826	Machine Base Thumb Screw, for use when machine is mounted 1 1/2 in. lower than standard.....	28
14063	20807	Machine Base Thumb Screw Spring, for Thumb Screw No. 1408, when ma- chine is mounted on Individual Stand.....	18
27498	20826	Machine Base Thumb Screw Spring, for Thumb Screw No. 1408 on 1 5/8 in. Tables and Thumb Screw No. 474, when machine is mounted 1 1/2 in. lower than standard.....	04
9842	7419	Machine Base Thumb Screw Spring Washer.....	02
132602	20807	Machine Base Thumb Screw Washer....	18
120344	5566	Oiler (copper plated) with 120345...	18
120345	5566	" Spout, 4 1/2 in. long.....	10
120440	5566	Screw Driver.....	18
42090	5566	Threading Wire.....	05
120341	5566	Tweezers (curved).....	40
42089	5566	Wrench for 1324.....	18
8908	5566	" " 1520.....	12
4822	5566	" " 1547.....	07

BENCH STANDS

BENCH STAND

FOR MACHINE BASE NO. 132592

WHEN MACHINE IS MOUNTED ON TOP OF TABLE

No.	Plate	Name	Each
79768	-----	Bench Stand with 27998, two each 28291, 46548 and wood screws 1 1/2 in. No. 14 F.H.....	\$ 2 50
28291	20807	Cover Hinge with two each wood screws 1/2 in. No. 5 F.H. and 5/8 in. No. 5 F.H.....	06
27998	20807	Cover Hook and Eye (brass) with wood screw 1/2 in. No. 5 F.H.....	05
46548	20807	Cover Rest (felt).....	01

BENCH STAND

FOR MACHINE BASE NO. 132656

WHEN MACHINE IS MOUNTED 1/2 IN. LOWER THAN STANDARD

No.	Plate	Name	Each
79790	-----	Bench Stand with 27998, 60820, two each 28291, 46548, 150244 and three each wood screws 1 1/4 in. No. 12 F.H. and 1 1/2 in. No. 14 F.H.....	\$ 5 00
60820	-----	Cover Chain, 9 1/4 in. long, with two 56865.....	12
56865	20807	Cover Chain Hook.....	05
150244	20826	" " " Screw Eye.....	02
28291	20807	" Hinge with two each wood screws 1/2 in. No. 5 F.H. and 5/8 in. No. 5 F.H.....	06
27998	20807	Cover Hook and Eye (brass) with wood screw 1/2 in. No. 5 F.H.....	05
46548	20807	Cover Rest (felt).....	01

FOOT LIFTER PARTS

No.	Plate	Name	Each
6439	-----	Chain, 36 in. to 45 in., with 56864 and 56865.....	\$ 30
Note: When ordering No.6439, state length required.			
4879	5566	Chain Connecting Link.....	05
56864	5566	" Hook (large).....	07
56865	20807	" " (small).....	05
42130	20824	Lifting Lever.....	1 15
42131	20824	" " Bracket.....	60
1229C	20846	" " " Screw.....	05
1301D	20824	" " Hinge Screw.....	15
42132	20824	" " Spring.....	05
1148F	20824	" " Stop Screw.....	06
1547J	7409	" " " " Nut.....	04
4881	20808	Treadle.....	50
4882	5566	" Shaft.....	07
4883	5566	" Spring.....	18
4884	20808	" Stand.....	35
4885	20808	Treadle complete, Nos. 4879, 4881 to 4884 and two wood screws 1 in. No. 16.....	1 15
42133	-----	Foot Lifter complete, Nos. 1301D, 4885, 6439, 42130 to 42132 and two each 1148F, 1229C and 1547J.....	3 80

KNEE LIFTER PARTS

No.	Plate	Name	Each
42130	20824	Lifting Lever.....	\$ 1 15
42131	20824	" " Bracket.....	60
1229C	20846	" " " Screw.....	05
42142	20808	" " Connecting Rod.....	07
1301D	20824	" " Hinge Screw.....	15
42132	20824	" " Spring.....	05
1148F	20824	" " Stop Screw.....	06
1547J	7409	" " " " Nut.....	04
2763	20808	Rock Shaft.....	15
12242	20808	" " Hanger with two wood screws 1 in. No. 10.....	12
2765	20808	Rock Shaft Knee Arm.....	18
2766	20808	" " " " Hub with 356C....	20
356C	20807	" " " " " Set Screw...	08
2768	-----	Rock Shaft Knee Arm complete, Nos. 2765 to 2767.....	60
2767	20808	Rock Shaft Knee Plate with 356C....	25
356C	20807	" " " " " Set Screw.....	08
6337	20808	" " Lifting Bracket with two 356C.....	25
7125	20808	Rock Shaft Lifting Bracket Hook....	25
356C	20807	" " " " " " Set Screw.....	08
356C	20807	Rock Shaft Lifting Bracket Set Screw	06
2770	20808	" " Stop Dog with 356C.....	15
356C	20807	" " " " " Set Screw.....	08
42143	20808	Rock Shaft complete, Nos. 2763, 2768, 6337, 7125 and two each 2770 and 12242.....	1 85
42144	-----	Knee Lifter complete, Nos. 1301D, 42130 to 42132, 42142, 42143 and two each 1148F, 1229C and 1547J.	4 15

KNIFE GRINDER

No.	Plate	Name	Each
41326	20847	Emery Wheel.....	\$ 1 20
1508C	5569	" " Clamping Nut.....	08
41327	20847	" " Shaft.....	2 30
41328	20847	" " " Pulley with 1036C.	80
1036C	5569	" " " " Set Screw..	04
41513	5569	" " Washer.....	35
41329	20830	Frame with 1036C.....	7 65
878D	5569	" Oil Hole Stop Screw.....	09
41818	20847	Knife Holder with two 14222.....	1 85

No.	Plate	Name	Each
150210	-----	Knife Holder 41818 with 970D, 41331, 41332 and two each 313C, 771D, 1519J, 41333 and 41334.....	\$ 5 80
41331	20847	Knife Holder Bracket with 157E.....	1 85
157E	5569	" " " Clamping Screw.....	05
42065	5569	" " " Hinge Stud.....	1 15
1036C	5569	" " " " " Set Screw.....	04
717C	5569	Knife Holder Bracket Stop Screw.....	11
1520J	5569	" " " " " Nut.....	04
41333	5569	" " " Clamp.....	55
41334	5569	" " " Spring.....	05
14222	5569	" " " Steady Pin.....	01
771D	5569	" " " Thumb Screw.....	17
970D	5569	" " " Regulating Thumb Screw.....	28
313C	5569	" " " Screw Center.....	05
1519J	5569	" " " " " Nut.....	04
41332	5569	" " " Spring.....	07
41819	-----	Knife Grinder complete, Nos. 717C, 1508C, 1520J, 41326 to 41329, 42065, 150210, two each 878D, 41513 and three wood screws 1 1/4 in. No. 12.....	20 05

MACHINE BASES

MACHINE BASE No. 132592

WHEN MACHINE IS MOUNTED ON TOP OF TABLE
FOR USE WITH BENCH STAND NO. 79768

No.	Plate	Name	Each
132647	20808	Machine Base.....	\$ 3 60
132595	7419	" " Cushion (large) felt...	12
42088	7419	" " " (small) felt...	02
132618	7419	" " " " " for 474 or 1408.....	06
935E	7419	Machine Base Cushion (small) Screw..	05
132596	7419	" " " (leather).....	06
132593	7419	" " Oil Drain Strainer.....	03
54477	7419	" " Screw Stud.....	12
51576E	7419	" " " " " Nut.....	11
9842	7419	" " " " " Washer...	02
132594	7419	" " Thumb Screw Bushing....	25
132592	-----	Machine Base complete, Nos. 132593, 132596, 132618, 132647, three each 9842, 51576E, 54477 and four each 935E, 42088 and 132595.....	6 30
132704	-----	Machine Base and Oil Drain Jar complete, Nos. 131268 and 132592...	9 30

MACHINE BASE No. 132656

WHEN MACHINE IS MOUNTED 1 1/2 IN. LOWER THAN STANDARD
FOR USE WITH BENCH STAND NO. 79790

No.	Plate	Name	Each
132655	20830	Machine Base.....	\$ 4 20
132595	7419	" " Cushion (large) felt...	12
42088	7419	" " " (small) felt...	02
132618	7419	" " " " " for 474 or 1408.....	06
935E	7419	Machine Base Cushion (small) Screw..	05
132596	7419	" " " (leather).....	06
132593	7419	" " Oil Drain Strainer.....	03
1204E	20824	" " Position Stud.....	17
131022	20824	" " " " Bushing (rubber).....	06
132594	7419	Machine Base Thumb Screw Bushing....	25
132656	-----	Machine Base complete, Nos. 132593, 132596, 132618, 132655, three each 1204E, 131022 and four each 935E, 42088 and 132595.....	5 50
132705	-----	Machine Base and Oil Drain Jar complete, Nos. 132656 and 132697...	7 40

MACHINE BASE OIL DRAIN JARS

MACHINE BASE OIL DRAIN JAR

(SWINGING TYPE)

OIL DRAIN JAR NO. 131268

FOR MACHINE BASE NO. 132592

FOR BENCH STAND NO. 79768

No.	Plate	Name	Each
131185	20828	Jar (glass).....	\$ 06
131191	20828	" Cap.....	60
131188	20828	" Clamp.....	18
131217	-----	" " 131188 with 131189.....	40
131189	20828	" " Lever.....	25
1247C	20824	" " " Hinge Screw.....	06
131265	20828	Nipple (long).....	08
131266	20828	" (short).....	06
131267	20828	" Elbow.....	12
131268	-----	Machine Base Oil Drain Jar (swinging type) complete, Nos. 131185, 131191, 131217, 131266 and two each 1247C, 131265 and 131267...	1 80

MACHINE BASE OIL DRAIN JAR

(SWINGING TYPE)

OIL DRAIN JAR NO. 132697
 FOR MACHINE BASE NO. 132656
 FOR BENCH STAND NO. 79790

No.	Plate	Name	Each
131185	20828	Jar (glass).....	\$ 06
131191	20828	" Cap.....	60
131188	20828	" Clamp.....	18
131217	-----	" " 131188 with 131189.....	40
131189	20828	" " Lever.....	25
1247C	20824	" " " Hinge Screw.....	06
131265	20828	Nipple (long).....	08
131266	20828	" (short).....	06
131267	20828	" Elbow.....	12
132697	-----	Machine Base Oil Drain Jar (swinging type) complete, Nos. 131185, 131191, 131217, 131265 and two each 1247C, 131266 and 131267...	1 20

THREAD UNWINDER

FOR THREE SPOOLS

No.	Plate	Name	Each
228259	20778	Spool Rest (for one spool) with 201018C.....	\$ 35
225257	20778	Spool Rest (for two spools) with 201018C.....	55
150203	20778	Spool Rest Cushion (felt).....	15
225388	20778	" " Rod.....	25
200383C	20807	" " " Set Screw.....	02
201018C	20807	" " Set Screw.....	04
202490	20778	" Stand with 200383C.....	30
225391	20778	Thread Guide.....	06
201696J	20807	" " Lock Nut.....	03
225326	20807	" " Position Cup.....	12
225324	20778	" " Rod with 208E and 225322	25
208E	7409	" " " Screw.....	02
225322	20807	" " " Washer.....	03
*150057	-----	" Separator.....	35
150058	20778	" " 150057 with 150059.	60
*150059	-----	" " Bracket.....	25
150060	20778	" " " Arm with 164J and 9525.....	90

No.	Plate	Name	Each
164J	20807	Thread Separator Bracket Arm Clamping Screw.....	\$ 05
9525	20807	Thread Separator Bracket Arm Clamping Screw Washer.....	01
164J	20807	Thread Separator Bracket Screw.....	05
9525	20807	" " " " Washer	01
150061	-----	Thread Separator complete, Nos. 164J, 9525, 150058 and 150060.....	1 55
150178	20778	Thread Unwinder complete, Nos. 150061, 201696J, 202490, 225257, 225259, 225324, 225326, 225388 and three each 150203, 225391 and wood screws 7/8 in. No. 12.....	3 50
27739	20778	Thread Cone (wood) for large cones..	07
225390	20778	" " Holder, for inverted cones.....	25

Note: Nos. 27739 and 225390 are used with, but not included in 150178.

ILLUSTRATIONS
OF
PARTS

Genuine Singer Needles should be used
in Singer Machines.
These Needles and their Containers
are marked with the
Company's Trade Mark "SIMANCO." 1

Needles in Containers marked
"For Singer Machines"
are not Singer made needles. 2

ILLUSTRATIONS
OF
PARTS

120341




120344



120345



120440 42090



8908




42089




4822




4883



4882






4879





56864




42065 41513 1508




132529 51292 1520



42102



132650



283



19044



42038



42037



404



336



42213



42214



42035



42039



42040



42041



621



133



440



1547



446



208



132596



132595



132618



42088



51576




9842



54477



132593

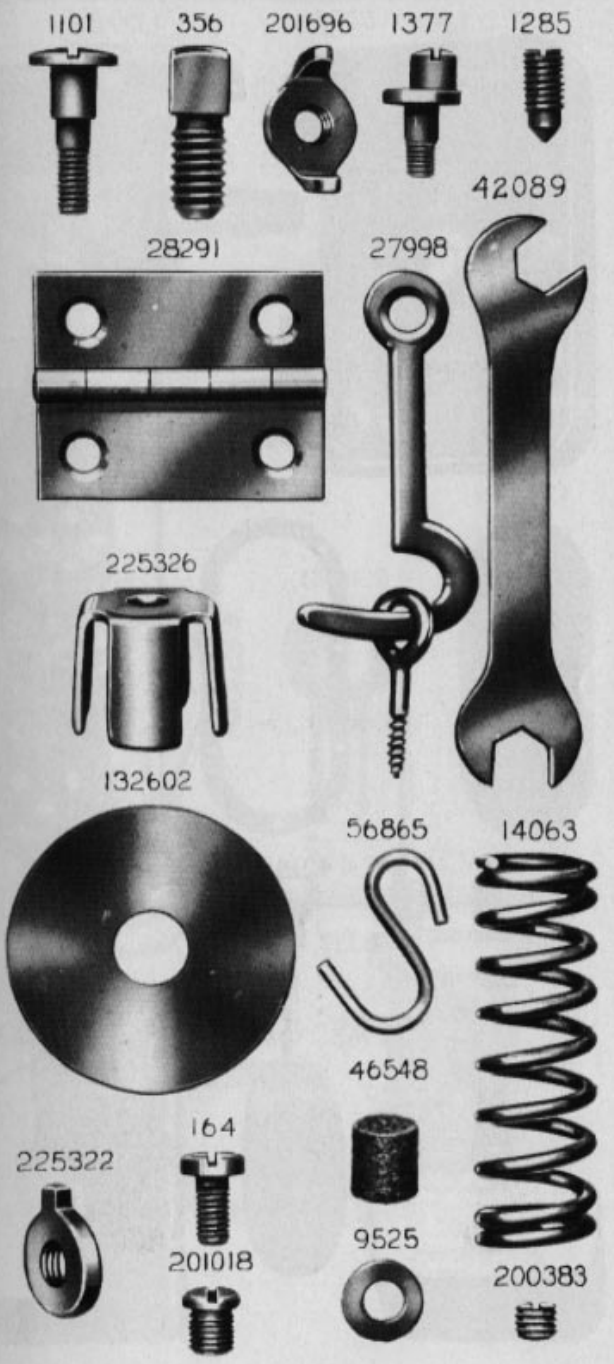
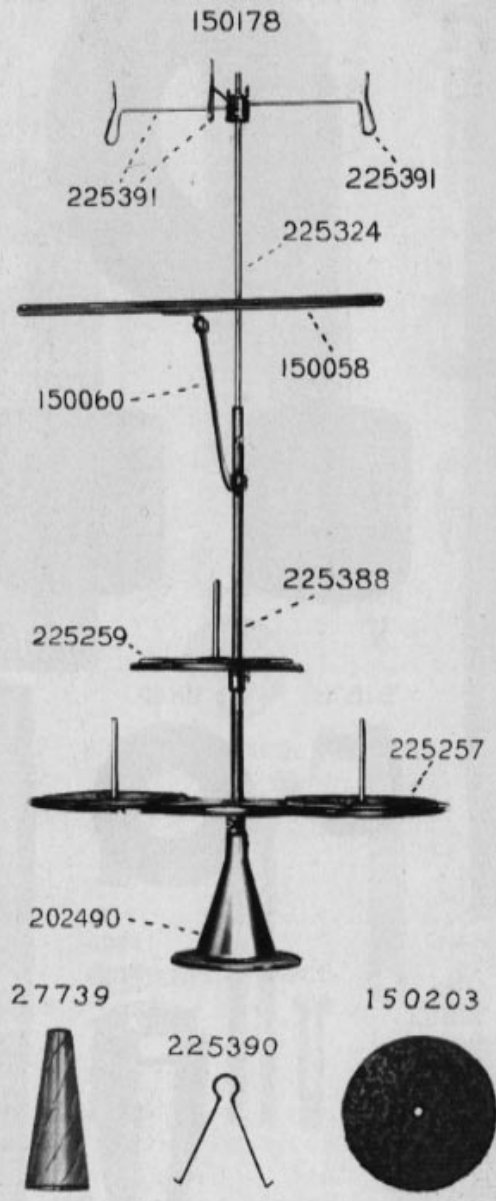




935



132594







42305



42309



1376



42307



133



42039



42038



336



621



42040



42306



1534



1101



42049



132767



42041



42310



440



1547




4389



132701



132782



42108



68350



330



132783



42101



42005



51332



233



236



132548



7071



132526



50150



132784



132816



132817



132864 132868



132867



132558



132559



PLATE SCREW TIGHTENING

42130



42132



42131



1247



1301



131022



1148



1204



1324




39541





203



474



1408



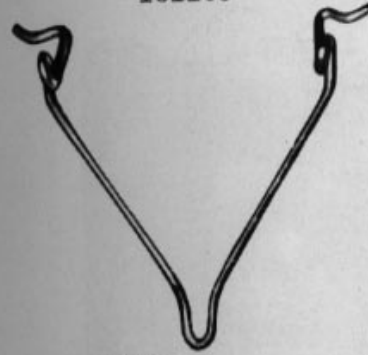
150244



27498



131189



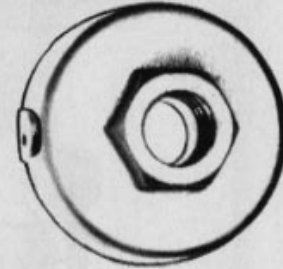
131265



131185



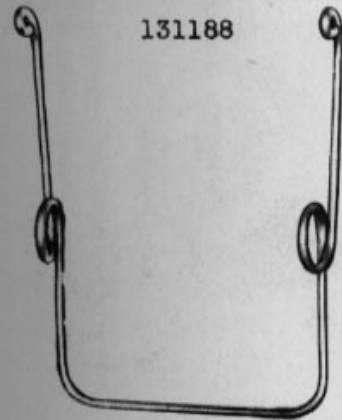
131191



131267




131188




131266



132655



41329



42006



42205



132537




132785



132528



132644



132712



132542



132543




132544



132539



132625



132649



132635



42021



132632



132654



132819



132865



132638



132560



42028



132906



132821



132563



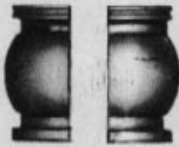
42045



132565



132790



132603



132692



42114



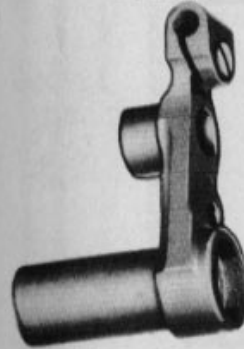
42050



132796



132795



132797




51459




1735



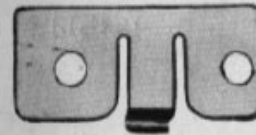
132552




132798



42192



38571




38572

132699



132799



125056



132631



132907



132630



42054



132908



42253



132739



132580



132581



132621



132598



132740



132582



132583

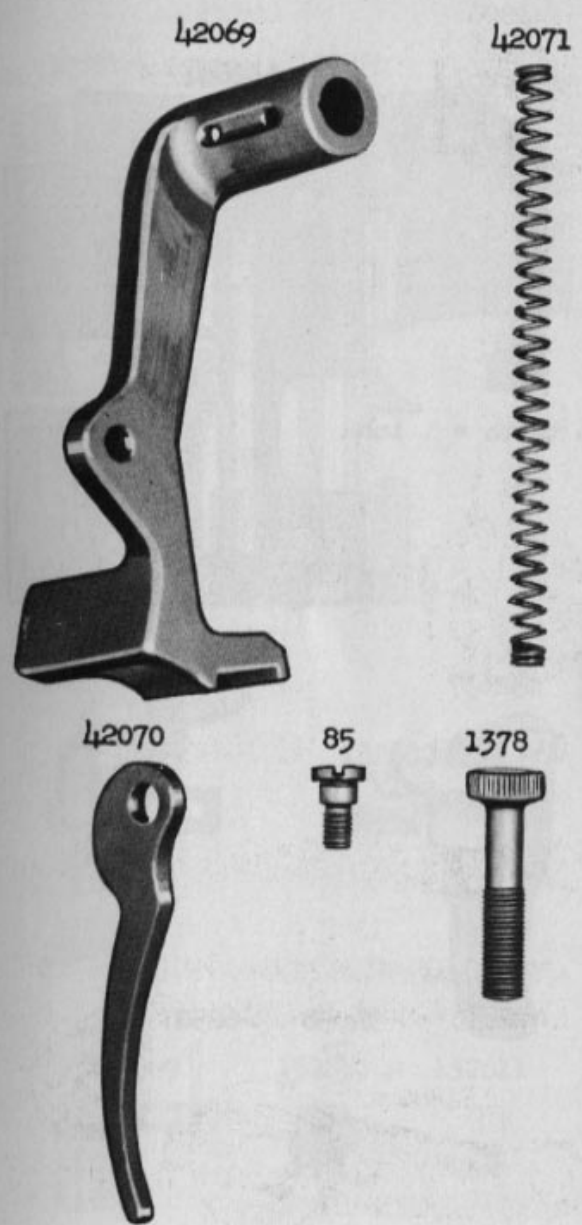



132584



132910

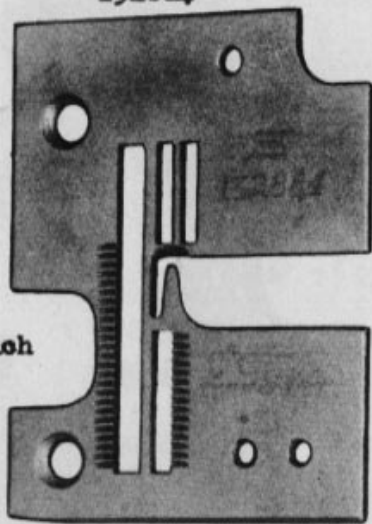




42267




132884

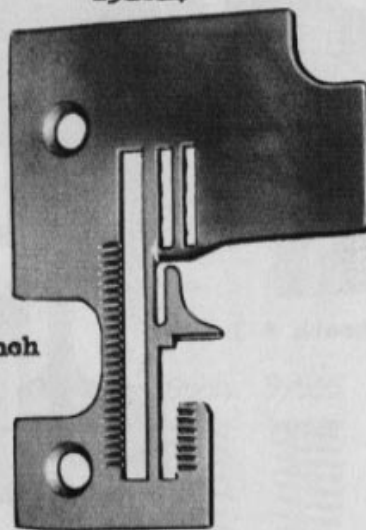


16 teeth = 1 inch

132851




132824



16 teeth = 1 inch

132637



42268



132823



132682




14058



62527



132609



132610



132611

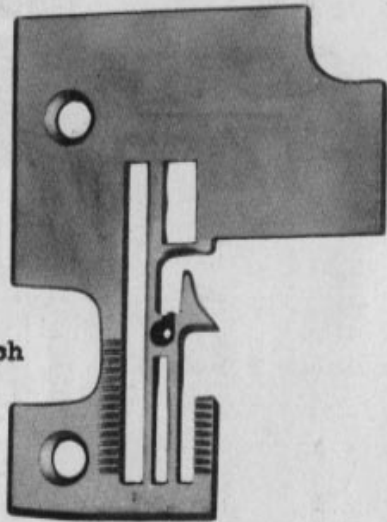


132905



16 teeth = 1 inch

132915



42461




50093



132916



132911



42172



42404



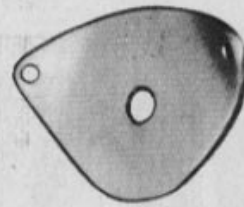
132912



17547



57076



132913



51570



193



50326



50148



50261



59534



59535



59537



59538



2102

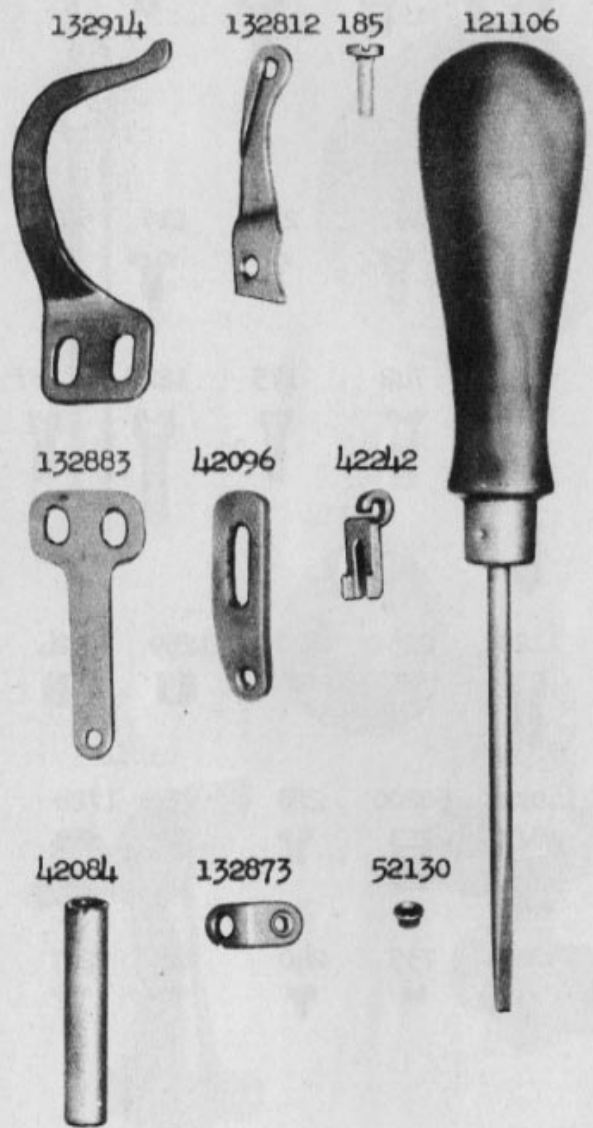
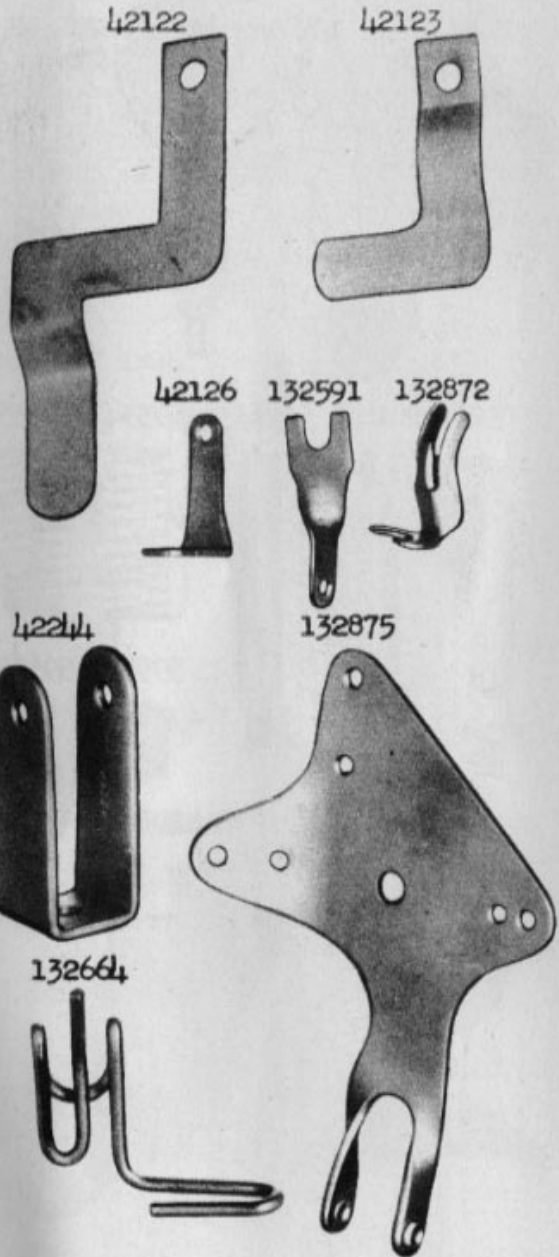


42082

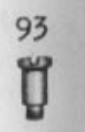

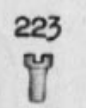
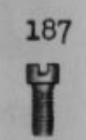
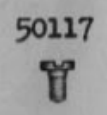
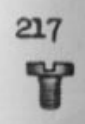
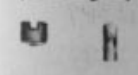


132599







949 1253 190 462 132773




41327



41326



41328



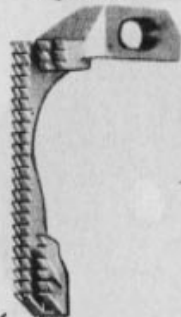
41818



41331

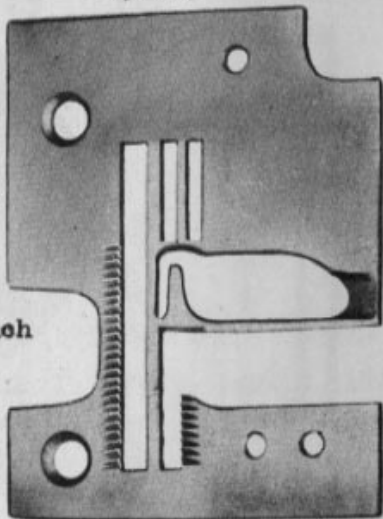


132818



16 teeth = 1 inch

132825

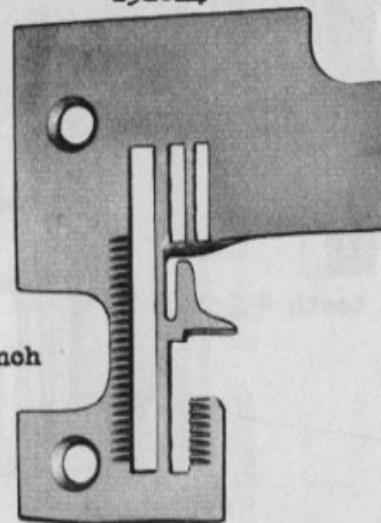


132826




10 teeth = 1 inch

132824



132637




38572


42268



121416




132828



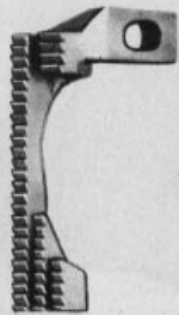
132609



132827

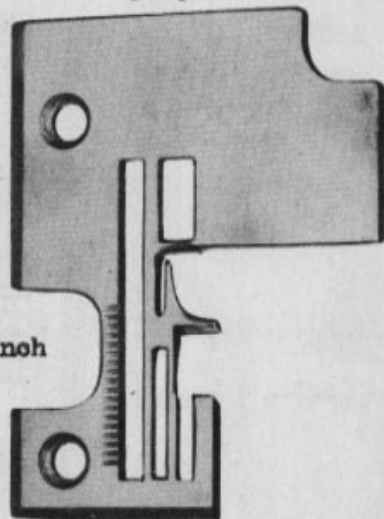


132829



16 teeth = 1 inch

132832

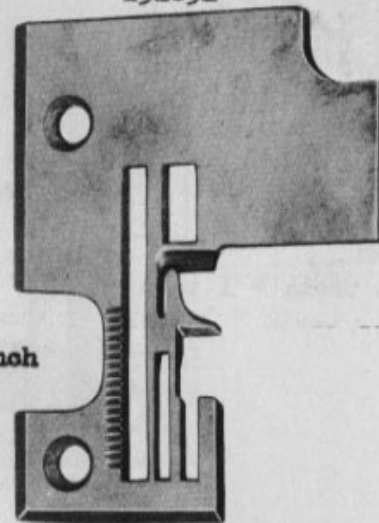


132829



16 teeth = 1 inch

132852



132831



42213



42035



132854



132853



132830



42214



42037

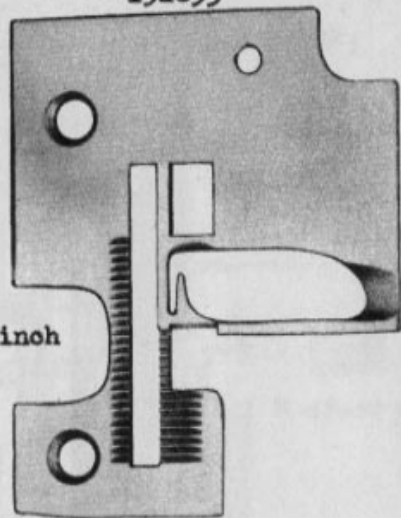


42109

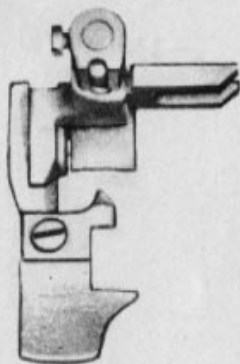


16 teeth = 1 inch

132833




132823



132682

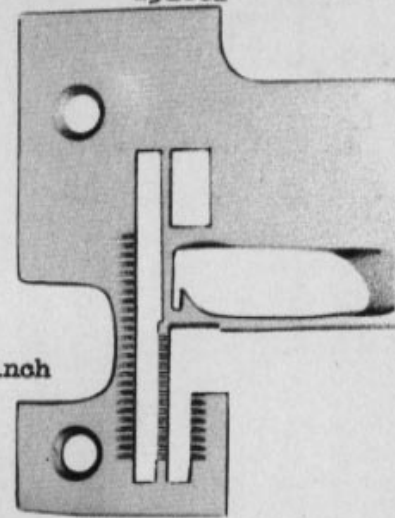


132859




22 teeth = 1 inch

132861



132860



132608

