

Singer 71-32

FORM 1584W

(Rev. 959)

PRINTED IN U. S. A.

# LIST OF PARTS



## SINGER<sup>\*\*</sup>

### MACHINE No. 71-32

---

THE SINGER MANUFACTURING COMPANY

<sup>\*\*</sup> A Trademark of THE SINGER MANUFACTURING COMPANY

## INSTRUCTIONS FOR OILING

---

To ensure easy running and prevent unnecessary wear of the parts which are in movable contact, the machine requires oiling and when in continuous use, "TYPE B" or "TYPE D" OIL, sold by Singer Sewing Machine Company, should be applied at least twice each day to all oil holes marked "OIL", as instructed in Form 7804.

"TYPE D" OIL should be used when an oil is desired which will produce a minimum of stain on fabrics, even after a long period of storage.

Occasionally remove the screw from the loose pulley and apply a small quantity of BALL BEARING LUBRICANT to the ball bearing of the pulley through the tapped hole, using BALL BEARING LUBRICANT sold by Singer Sewing Machine Company, then replace the screw in the loose pulley.

## INDEX

---

Accessories.....	19
Bobbin Winder.....	22
Driving Equipment.....	20
Driving Equipment, for Machines when set in pairs.....	24
Guides.....	23
Iron Base.....	19
Knife Grinder.....	26
Knives.....	23
Machine No. 71-32.....	5
Miscellaneous Parts.....	27
Numerical List of Parts.....	29
Obsolete Parts.....	27
Thread Unwinder.....	21

## INSTRUCTIONS FOR ORDERING

In ordering from this list, use ONLY the PART number in the FIRST column.

The number stamped on a Sewing Machine Part is the number of the Single Part only, except when the part includes Set Screws, Clamping Screws, Studs and Rollers Spun on, Small Wires riveted, or Parts soldered together, etc., which it is necessary to furnish in combination.

Every combination of parts sent out has its specific number which, although not stamped on Parts (except in above case), must be used when ordering the combination.

Each number always indicates the SAME PART in whatever list it appears, or for whatever Machine.

The letters after some of the numbers indicate the style of finish only, as follows:

- A. Hardened, Polished, Nickel Plated and Buffed.
- AL. Heat treated for toughness
- B. Polished, Nickel Plated and Buffed.
- C. Hardened only.
- D. Polished only.
- E. Soft, not polished.
- F. Hardened and Polished.
- H. Blued.
- J. Nickel Plated only.
- R. Merlized.
- X. Black Oxide.
- XC. Hardened and Black Oxide.
- Y. Black Nickel only.

These letters MUST BE USED when they appear in the list and AFTER the number, as in the list.

In this series:

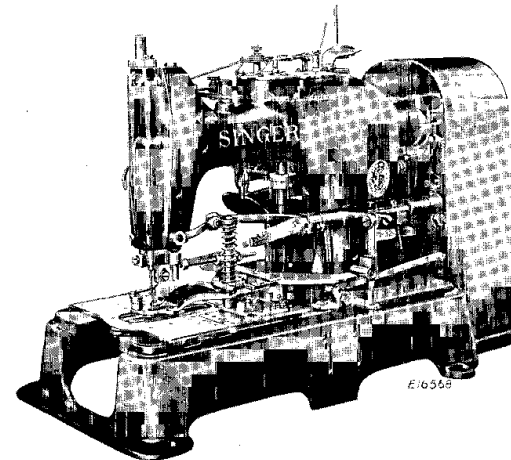
200001 to 201500 and 350001 to 351500 are Screw Numbers.  
201501 to 201800 and 351501 to 351800 are Nut Numbers.  
201801 to 202000 and 351801 to 352000 are Roller Numbers.  
202001 to 350000 are Numbers of Machine Parts.

The figures in the second column refer only to the plate in which the illustration of the part is shown and are NOT TO BE USED in ordering.

Two or more numbers over a cut indicate that the difference between such parts is not visible in an illustration.

Parts marked with an asterisk (\*) are furnished when repairs are made at the factory.

## LIST OF PARTS COMPLETE FOR



### MACHINE No. 71-32

Makes Purl Stitch. Barred Ends.

Knives from  $\frac{3}{8}$  to  $1\frac{1}{2}$  in. long. Cuts both threads and the hole Automatically after stitching.

No.	Plate	Name
*39602	-----	Arm with 24081
8582	17881	" Dowel Pin (2)
748E	17881	" Screw (back)(2)
868E	17881	" " (front)(2)
23352	17931	" Shaft
*24081	-----	" Bushing (front)
12357	17931	" " Flanged Bushing (back)
435AL	17931	" " " " " Set Screw
4784	17931	" " Oil Pad (2)
1069D	17931	" " Screw
39620	17895	" Side Cover
190D	17895	" " " Screw
39621	17895	" Top Cover
808F	17895	" " " Screw (3)
23562	17929	Barring Cam with two 858AL
858AL	17929	" " " Set Screw

No.	Plate	Name
39844	17895	Barring Indicator
1228C	17895	" " Stud
1589C	17895	" " Thumb Nut
23563	17889	" Lever
23564	17889	" " Catch with 1226C
1276C	17889	" " Hinge Screw
1226C	17889	" " Position Stud
23565	17889	" " Spring
805C	17889	" " " Screw
213949	17889	" " " Washer
39616	17889	" " Stud
39617	17889	" " Rivet (long)
39618	17889	" " " (short)
1227C	17889	" " Hinge Screw
1655E	17889	" " " Nut
23566	17889	" " Spring
124F	17889	" " Stop Screw
1518J	17889	" " " Nut
23361	17889	" Ratchet Pawl
1248C	17889	" " Hinge Screw
23362	17889	" " Spring
93H	17889	" " " Screw
15072	17889	" " Stop Pin
23544	17889	" " Retaining Pawl (hinge screw end)
23545	17889	Barring Ratchet Retaining Pawl (wheel end)
203C	17889	" " " Adjusting Screw
23546	17889	Barring Ratchet Retaining Pawl (adjustable) complete, Nos. 203C, 23544 and 23545
999F	17889	Barring Ratchet Retaining Pawl Hinge Screw
23364	17889	" " " Spring
240D	17889	" " " " Screw
23664	17889	" " Wheel
23665	17889	" " Spring
1286C	17889	" " " Screw
23666	17889	" " " Washer
23367	17889	" " Tripping Point
193F	17889	" " " " Screw
7071	17889	" " " " "
23370	17895	Barring Tripping Lever
856C	17895	" " " Hinge Screw
*39718	-----	Bed
39538	17881	" Oil Guard
1235F	17881	" " " Screw (2)
389F	17897	Bobbin Winder Base Plate Screw (2)
135D	17897	" " Tension Bracket Screw
39539	17937	Clamp Arm
625F	17936	" " Adjusting Screw (2)
1547J	17936	" " " Nut (2)
39540	17936	" " Bracket with 196F
40003	17936	" " " Guide (left)

No.	Plate	Name
219F	17936	Clamp Arm Bracket Guide (left) Screw (2)
40004	17936	" " " " (right)
207F	17936	" " " " Screw (2)
191C	17936	" " " " Screw (3)
39541	17936	" " " " Washer (3)
23379	17936	" " Hinge Block
23380	17936	" " " Pin
196F	17936	" " " Set Screw
402D	17936	" " " Screw (3)
39719	17935	" Carrier
40006	17929	" " Block with 40007 and four 404D
40007	17929	" " " Plate
404D	17929	" " " Screw
23384	17929	" " Connecting Rod
52C	17929	" " " Hinge Screw
39591	17935	" " Guide (left)
756D	17935	" " " Screw (long)
1345D	17935	" " " " (short)
39645	17935	" " " (right)
1230F	17935	" " " Screw (2)
249959	17936	" " Plate
1231F	17936	" " " Screw (back)(2)
404D	17936	" " " (front)(2)
39543	17929	" " Regulator with 233D and 1960
1232C	17929	" " Hinge Screw
1960	17929	" " Roller and Screw Stud with 1520J
1520J	17929	Clamp Carrier Regulator Roller and Screw Stud Nut
39544	17881	Clamp Carrier Regulator Slide
350076C	17929	" " " Stud (to regulate length of buttonhole)
1671C	17929	Clamp Carrier Regulator Stud Nut
39532	17929	" " " Sleeve
233D	17929	" " " Stop Screw
39720	17935	" " Slide with 1345D, 39591 and two 756D
23392	17935	Clamp Carrier Slide Guide (left)
914F	17935	" " " " Screw (2)
23393	17935	" " " " (right)
914F	17935	" " " " Screw (2)
23394	17929	" " " Lever with 1960
23395	17929	" " " Regulator
23396	17929	" " " Cap
223D	17929	" " " " Screw(4)
67D	17929	" " " " Screw
1960	17929	" " " Roller and Screw Stud with 1520J
1520J	17929	Clamp Carrier Slide Lever Roller and Screw Stud Nut
7278	17929	Clamp Carrier Slide Lever Socket Joint
1234C	17929	" " " Regulating Stud
23397	17929	" " " Bushing
1658C	17929	" " " Thumb Nut

## PARTS FOR MACHINE NO. 71-32

No.	Plate	Name
1256D	17935	Clamp Carrier Slide Screw (2)
39721	17937	" Check with 39723, two each 237F and 1348E
39722	17937	Clamp Check complete, Nos. 219F, 2269, 39721, 39728, 39729, 40049 and 40050
1297F	17937	Clamp Check Screw (2)
39723	17937	" " Section and Cutting Plate
237F	17937	" " " " " " Screw
1348E	17937	" " " " " " Sup- port Stud
39724	17937	Clamp Lifting Arm
40015	17933	" " " " Connection
41C	17933	" " " " Hinge Screw
1520J	17933	" " " " " " Nut
1901	17933	" " " " " " Roller and Screw Stud with 229D and 12424
40016	17933	Clamp Lifting Arm Connection Roller and Screw Stud Bracket
157F	17933	Clamp Lifting Arm Connection Roller and Screw Stud Bracket Screw
39541	17933	Clamp Lifting Arm Connection Roller and Screw Stud Bracket Screw Washer
229D	17933	Clamp Lifting Arm Connection Roller Cap Screw
12424	17933	Clamp Lifting Arm Connection Roller Cap Screw Washer
199D	17937	Clamp Lifting Arm Screw (2)
40017	17933	" " " " Stop
39725	17933	" " " " Bracket
162D	17933	" " " " " " Screw (2)
1248C	17933	" " " " " " Hinge Screw
1611E	17933	" " " " " " Nut
40019	17933	" " " " " " Pitman
59D	17933	" " " " " " Hinge Screw (2)
40020	17936	" " " " " " Plate
1235F	17935	" " " " " " Screw (4)
23573	17936	" " " " " " Support
402D	17936	" " " " " " Screw (2)
23574	17936	" " " " " " Post
1659C	17936	" " " " " " Pressure Regulating Thumb Nut
39514	17936	" " " " " " Spring
22693	17936	" " " " " " Bushing
1294C	17936	" " " " " " Position Stud
1550J	17936	" " " " " " Nut
24028	17891	Crank Connecting Rod with 24085 and two 896E
*24085	-----	Crank Connecting Rod Cap
896E	17891	" " " " " " Screw
908C	17891	" " " " " " Hinge Screw
1619E	17891	" " " " " " Nut
249631	17881	Face Plate
217D	17881	" " " " " " Screw (lower)
190D	17881	" " " " " " (upper)
23407	17891	Feed Connecting Rod (lower)

## PARTS FOR MACHINE NO. 71-32

No.	Plate	Name
375C	17891	Feed Connecting Rod (lower) Hinge Screw
1518J	17891	" " " " " " " " Nut
23408	17891	" " " " " " (upper) with 12204, 202277 and two 966E
*12204	-----	Feed Connecting Rod (upper) Cap
966E	17891	" " " " " " " " Screw
202277	17891	" " " " " " " " Oil Packing(wick)
23409	17891	" " " " " " Disengaging Lever
1275C	17891	" " " " " " Hinge Screw
1521E	17891	" " " " " " " " Nut
23557	17891	" " " " " " Spring
23412	17931	" " " " " " Eccentric with 448AL
448AL	17931	" " " " " " Set Screw
39994	17929	" " " " " " Hand Ratchet Lever
232600	17929	" " " " " " Collar with two 453AL
453AL	17929	" " " " " " Set Screw
39995	17929	" " " " " " Pawl Body
39996	17929	Feed Hand Ratchet Lever Pawl complete, Nos. 207E, 39523, 39995 and two 1049E
90D	17929	Feed Hand Ratchet Lever Pawl Hinge Screw
39523	17929	" " " " " " Point
1049E	17929	" " " " " " " " Position Screw
207E	17929	Feed Hand Ratchet Lever Pawl Point Screw
13218	17929	" " " " " " Spring
39997	17929	Feed Hand Ratchet Lever complete, Nos. 90D, 13218, 39994 and 39996
39924	17929	Feed Hand Ratchet Wheel with 460AL
3012	17929	" " " " " " Pin
460AL	17929	" " " " " " Set Screw
23418	17891	" " " " " " Rock Shaft
23419	17891	Feed Rock Shaft complete, Nos. 23418 and 23420
23420	17891	Feed Rock Shaft Hinge Pin with 23421
23421	17891	" " " " " " Plug (leather)
448AL	17891	" " " " " " Set Screw
23422	17891	" " " " " " Spring
39590	17891	" " " " " " Plate
181D	17891	" " " " " " Screw
23698	17883	" " " " " " Wheel with 23432 and two 220D, for wide bight and wide cutting space, for overall work, etc.
249555	17883	Feed Wheel Clutch Disc
249562	17883	Feed Wheel Clutch Disc 249555 with 249549, 249550, 249589, three each 185X, 201897, 255096 and 255097
249556	17883	Feed Wheel Clutch Disc Locking Plate with 350415C
350415C	17883	Feed Wheel Clutch Disc Locking Plate Screw
201897	17883	" " " " " " Roller (3)
249549	17883	" " " " " " Carrier
249550	17883	" " " " " " Oiling Felt
255096	17883	" " " " " " Spring (3)
255097	17883	" " " " " " Guide (3)

PARTS FOR MACHINE NO. 71-32		
No.	Plate	Name
249560	-----	Feed Wheel Clutch (positive) complete, for machines equipped with spring clutch, Nos. 52C, 201724A, 249556 to 249559, 249561, 249562, 249820 and Form 2461W
249589	17883	Feed Wheel Driving Lever
249561	17883	" " " " Pitman with 23429, 50088C and two 196E
50088C	17883	Feed Wheel Driving Lever Pitman Ball Joint Screw
*23429	-----	Feed Wheel Driving Lever Pitman Cap
196E	17883	" " " " " " Screw
249557	17883	" " " " " Plate
52C	17883	" " " " " " Screw
1236C	17883	" " " " " " Regulating Stud
7070	17883	" " " " " " " "
		Sleeve
201724A	17883	Feed Wheel Driving Lever Regulating Stud Thumb Nut
185X	17883	Feed Wheel Driving Lever Screw
249558	17883	" " " " " Washer (felt)
1237C	17883	" " " " " Friction Ring Screw
1520J	17883	" " " " " " Nut
14017	17883	" " " " " " Washer
23552	17883	" " " " " " Section (long)
23553	17883	" " " " " " (short)
23554	17883	" " " " " " Spring
23555	17883	Feed Wheel Friction Ring complete, Nos. 23552 to 23554
2117C	17883	Feed Wheel Pin
249559	17883	" " " " " Retaining Clutch
39595	17883	" " " " " " Cap
898C	17883	" " " " " " " Screw
39504	17883	" " " " " " " Washer
2256	17883	" " " " " " Spring
233D	17883	" " " " " " " Screw
721D	17883	" " " " " " " Stop Screw
39596	17883	" " " " " " " Stud
23431	17929	" " " " " Shaft
457AL	17929	" " " " " Oil Hole Plug Screw
23433	17883	" " " " " Tripping Lever
350237C	17883	" " " " " Hinge Screw
1620E	17883	" " " " " " " Nut
23567	17883	" " " " " " Point
203C	17883	" " " " " " " Screw (2)
23435	17883	" " " " " " Spring
190D	17883	" " " " " " " Screw
179E	17883	" " " " " " " Stop Screw
23432	17883	" " " " " " Point
220D	17883	" " " " " " " Screw
23445	17930	" " " " " Knife, 3/8 inch
23446	17930	" " " " " " 7/16 inch
23447	17930	" " " " " " 1/2 inch
23448	17930	" " " " " " 9/16 inch
23449	17930	" " " " " " 5/8 inch

PARTS FOR MACHINE NO. 71-32		
No.	Plate	Name
23450	17930	Knife, 11/16 inch
23451	17930	" " " " " 3/4 inch
23452	17930	" " " " " 13/16 inch
23453	17930	" " " " " 7/8 inch
23454	17930	" " " " " 15/16 inch
23455	17930	" " " " " 1 inch
23456	17930	" " " " " 1-1/16 inch
23457	17930	" " " " " 1-1/8 inch
23458	17930	" " " " " 1-3/16 inch
23459	17930	" " " " " 1-1/4 inch
39555	17930	" " " " " 1-5/16 inch
39556	17930	" " " " " 1-3/8 inch
39557	17930	" " " " " 1-7/16 inch
39558	17930	" " " " " 1-1/2 inch
23460	17930	" " " " " Bar
23461	17930	" " " " " Connecting Link
1239D	17930	" " " " " Hinge Cap Screw
1240C	17930	" " " " " " " Screw
23462	17930	" " " " " Stud with 1319F
1319F	17930	" " " " " " Clamping Screw
249556	17930	" " " " " Disengaging Lever with 1242E
23464	17930	" " " " " " Catch with 1963
23465	17930	" " " " " " " Bracket
157D	17930	" " " " " " " " Screw
(2)		
90C	17930	Knife Bar Disengaging Lever Catch Hinge Screw
1963	17930	Knife Bar Disengaging Lever Catch Roller and Stud
23468	17930	Knife Bar Disengaging Lever Catch Spring
1241E	17930	" " " " " " " " "
		Screw Stud (2)
23466	17929	Knife Bar Disengaging Lever Catch Tripping Point
23467	17929	Knife Bar Disengaging Lever Catch Tripping Point Collar with two 448AL
448AL	17929	Knife Bar Disengaging Lever Catch Tripping Point Collar Set Screw
175D	17929	Knife Bar Disengaging Lever Catch Tripping Point Screw
90C	17930	Knife Bar Disengaging Lever Hinge Screw
23606	17930	" " " " " " Spring
1242E	17930	" " " " " " " Screw (2)
23469	17930	" " " " " Driving Lever
350281C	17930	" " " " " Hinge Screw
1428C	17930	" " " " " " Screw Stud
1520J	17930	" " " " " " " Nut
23681	17930	" " " " " " Spring
805C	17930	" " " " " " " Screw
23470	17930	" " " " " " (intermediate)
23471	17930	" " " " " " Connecting Link
54C	17930	Knife Bar Driving Lever (intermediate) Connecting Link Hinge Screw

PARTS FOR MACHINE NO. 71-32		
No.	Plate	Name
1222C	17930	Knife Bar Driving Lever (intermediate) Hinge Screw
1959	17932	Knife Bar Driving Lever (intermediate) Roller and Screw Stud with 229D and 12424
229D	17932	Knife Bar Driving Lever (intermediate) Roller Cap Screw
12424	17932	Knife Bar Driving Lever (intermediate) Roller Cap Screw Washer
249737	17930	Knife Bar Spring
249544	17930	" " Stop
249545	17930	" " Retainer Plate
50615D	17930	" " " " Screw (2)
23473	17930	" Holder
1243C	17888	" " Guide Stud
1608C	17888	" " " Nut
157C	17930	" " Screw
1547J	17930	" " " Nut
191C	17930	" Screw
23390	17930	" Washer
39857	17888	Needle Bar with 904F
23476	17888	" " Connecting Link with 794E
794E	17888	" " " Adjusting Screw
1021E	17888	" " " Cap Screw
39601	17888	" " " Stud with 1341C
1341C	17888	" " " Set Screw
23477	17931	" " Crank with 858AL, 1036AL, 1065AL and 1258AL
1065AL	17931	Needle Bar Crank Position Screw
858AL	17931	" " " Set Screw
23478	17888	" " Frame with 4784
23558	17889	" " Bell Crank with 1956 and 15072
1956	17889	Needle Bar Frame Bell Crank Roller and Screw Stud with 229D, 1655C and 23389
1655C	17889	Needle Bar Frame Bell Crank Roller and Screw Stud Nut
229D	17889	Needle Bar Frame Bell Crank Roller Cap Screw
23389	17889	Needle Bar Frame Bell Crank Roller Cap Screw Washer
23667	17889	Needle Bar Frame Bell Crank Stud
39966	17889	" " " Cam and Bevel Gear
1244C	17889	" " " " " Screw
39622	17889	" " " Connection with 1963 and 39616 to 39618
39926	17889	Needle Bar Frame Connection 39622 with 78C and 1226E
78C	17889	Needle Bar Frame Connection Hinge Screw
1963	17889	" " " Roller and Stud
23483	17889	" " " Spring
23484	17889	" " " Hook
1226E	17889	" " " Screw Stud
23485	17889	" " " Stud

PARTS FOR MACHINE NO. 71-32		
No	Plate	Name
196F	17889	Needle Bar Frame Connection Stud Set Screw
39967	17931	" " " Driving Bevel Pinion with two 453C
453C	17931	Needle Bar Frame Driving Bevel Pinion Set Screw
23610	17888	Needle Bar Frame Pitman (hinge screw end)
23609	17888	" " " " (regulator end)
190C	17888	" " " " Adjusting Screw
7071	17888	" " " " " Wash- er
23611	17888	Needle Bar Frame Pitman (adjustable) com- plete, Nos. 23609, 23610, two each 190C and 7071
1042C	17888	Needle Bar Frame Pitman Hinge Screw
1547J	17888	" " " " " Nut
23491	17888	" " " Regulator
39900	17888	" " " " 23491 with 1245C
1038C	17888	" " " " Adjusting Screw
7070	17888	" " " " "
		Sleeve
1589C	17888	Needle Bar Frame Regulator Adjusting Screw Thumb Nut
1245C	17888	Needle Bar Frame Regulator Hinge Screw
673F	17888	" " " " Screw Center
1517J	17888	" " " " " Nut
39726	17935	" Plate
404D	17935	" " Screw (2)
904F	17888	" Set Screw
39653	17891	Oscillating Rock Shaft
39654	17891	Oscillating Rock Shaft complete, Nos. 4784, 23494 and 39653
23494	17891	Oscillating Rock Shaft Hinge Pin with 23421
23421	17891	Oscillating Rock Shaft Hinge Pin Oil Hole Plug (leather)
448AL	17891	Oscillating Rock Shaft Hinge Pin Set Screw
4784	17891	" " " Oil Pad
39655	17931	" Shaft
39656	17931	" " Bushing (back)
24047	17931	" " " (front)
39657	17931	" " Crank
39692	17931	Oscillating Shaft Crank complete, Nos. 1636E, 15171, 39657 and two 1253C
1253C	17931	Oscillating Shaft Crank Set Screw
15170	17931	" " " Slide Block
226J	17931	" " " " " Cap Screw
12424	17931	Oscillating Shaft Crank Slide Block Cap Screw Washer
1035C	17931	Oscillating Shaft Crank Slide Block Screw Stud
1636E	17931	Oscillating Shaft Crank Slide Block Screw Stud Nut
15171	17931	Oscillating Shaft Crank Slide Block com- plete, Nos. 226J, 1035C, 12424 and 15170



PARTS FOR MACHINE NO. 71-32			14
No.	Plate	Name	
*249538	-----	Pulley (loose) with 200584D	
249891	17931	" " Ball Bearing	
249539	17931	" " Bushing	
200584D	17931	" " Grease Retaining Screw	
249540	17931	Pulley (loose,ball bearing) complete, Nos. 249538,249539 and 249891	
40024	17931	Pulley (tight)	
39927	17931	" 40024 with 40025	
249541	17931	" (tight) Counterbalance	
249542	17931	" " Rivet	
40025	17931	" " Pin	
23500	17892	Shuttle Bobbin	
15140	17892	" " Case Latch	
2973	17892	" " " Lever	
2974	17892	" " " Fulcrum Pin	
15141	17892	" " Hinge, Nos.2973,2974 and 15140	
2975	17892	Shuttle Bobbin Case Latch Spring	
592E	17892	" " " Stop Screw	
39623	17892	" " " Position Finger	
2523	17892	" " " Rivet	
249546	17892	" " " Plate	
399D	17892	" " " Screw	
15628	17892	" " " Thread Guide with two 2080	
2080	17892	Shuttle Bobbin Case Thread Guide Rivet	
39624	17892	Shuttle Bobbin Case complete, Nos.591F,592E, 2523,2975,15141,15628,39623 and 39625	
23503	17892	Shuttle Body	
591F	17892	" Tension Regulating Screw	
39625	17892	" " Spring	
39626	17892	" 1-11/16 in.diam., Nos.23500,23503 and 39624	
23505	17931	Shuttle Driver with 462AL	
2269	17931	" " Pin	
462AL	17931	" " Set Screw	
249924	17892	" Race	
39969	17892	" " Back	
2532	17892	" " " Position Pin	
2533	17892	" " " Spring	
907E	17892	" " " Screw	
7326	17892	" " Cap	
662D	17892	" " " Screw	
249928	17892	" " Oil Packing (felt)	
249926	17892	" " Plate	
203E	17892	" " " Screw	
249927	17892	" " Position Pin	
249929	17892	Shuttle Race complete, Nos.907E,2533,7326, 39969,249546,249924,249926,two each 399D,662D,2532,249927,249928 and three 203E	
145F	17892	Shuttle Race Screw (2)	
39627	17932	Starting Lever	
717C	17932	" " Adjusting Screw	

PARTS FOR MACHINE NO. 71-32			15
No.	Plate	Name	
1520J	17932	Starting Lever Adjusting Screw Nut	
23556	17932	" " Belt Shifter, for heavy work	
159F	17932	" " " Screw	
23510	17932	" " Bracket	
8582	17932	" " " Dowel Pin (2)	
123E	17932	" " " Screw	
23511	17932	" " Rod	
61C	17932	" " Hinge Screw	
564C	17932	" " Screw Center	
58384	17932	" " " 564C with 1508E	
		(2)	
1508E	17932	Starting Lever Screw Center Nut	
14174	17932	" " Spring	
124F	17932	" " Stop Screw	
1518J	17932	" " " Nut	
39628	17931	Stop Cam with 39629 and 202330	
39580	17932	" " Interlocking Rod	
23514	17932	" " " Guide with 1070C	
		and 1959	
1070C	17932	Stop Cam Interlocking Rod Guide Set Screw	
39988	17932	" " " Washer	
		(rawhide)	
21651	17932	Stop Cam Interlocking Rod Spring	
913C	17932	" " " Regulating	
		Thumb Screw	
1638E	17932	Stop Cam Interlocking Rod Spring Regulat-	
		ing Thumb Screw Nut	
202330	17931	Stop Cam Oil Packing (wick)	
39629	17931	" " Pin	
23515	17031	" " Spring (long)	
23516	17031	" " " (short)	
249543	17031	" " " Cover with 249541, two each	
		9780 and 249542	
9780	17931	Stop Cam Spring Cover Position Pin	
997E	17931	" " " Screw (2)	
39637	17931	" " " Stop Block	
1349C	17931	" " " Screw	
39638	17931	" " " Block	
457AL	17931	" " " Set Screw	
23518	17929	" Lever	
78D	17929	" " Hinge Screw	
9540	17929	" " Spring	
2102	17896	Tension (side of arm) Disc (2)	
1560C	17896	" " " Regulating Thumb Nut	
23519	17896	" " " Releaser with 200F	
40033	17933	" " " Arm with 50128E	
12538	17933	" " " Pin	
50128E	17933	" " " Set Screw	
200F	17896	" " " Set Screw	
23520	17896	" " " Shaft	
40034	17896	" " " Crank	
679C	17896	" " " Ball	
		Screw Stud	

PARTS FOR MACHINE NO. 71-32		
No.	Plate	Name
1520J	17896	Tension (side of arm) Releaser Shaft Crank
		Ball Screw Stud Nut
2269	17896	Tension (side of arm) Releaser Shaft Crank
		Pin
413C	17896	Tension (side of arm) Screw Stud
8238	17896	" " " " Spring
23669	17896	" " " " Thread Guard
460AL	17896	" " " " " Set Screw
32012	17896	" (top cover) Disc (2)
1560C	17896	" " " Regulating Thumb Nut
39631	17896	" " " Releaser
1387C	17896	" " " Guide Screw Stud
1521E	17896	" " " " " Nut
39632	17896	" " " " Holder with 201F
999F	17896	" " " " Hinge Screw
201F	17896	" " " " Set Screw
32572	17896	" " " Releasing Disc
39633	17896	" " " " Lever
39634	17896	" " " " Connection
974F	17896	" " " " " Screw(back)
940F	17896	" " " " " (front)
90C	17896	" " " " Hinge Screw
39635	17896	" " " " Pin
1388C	17896	" " " Screw Stud
2103	17896	" " " Spring
39636	17896	" " " Thread Eyelet (double)
217F	17896	" " " " Screw
40035	17935	Thread (lower) Cutting Blade
40036	17935	" " " " Carrier with
		40038
40037	17933	Thread (lower) Cutting Blade Carrier Lever
32C	17933	" " " " " "
		Hinge Screw
39736	17933	Thread (lower) Cutting Blade Carrier Lever
		Spring
1241E	17933	Thread (lower) Cutting Blade Carrier Lever
		Spring Screw Stud (2)
435AL	17933	Thread (lower) Cutting Blade Carrier Lever
		Stop Screw
1520J	17933	Thread (lower) Cutting Blade Carrier Lever
		Stop Screw Nut
40038	17935	Thread (lower) Cutting Blade Carrier Stud
39646	17935	" " " " Friction
		Plate
228F	17935	Thread (lower) Cutting Blade Friction
		Plate Screw (2)
240D	17935	Thread (lower) Cutting Blade Screw (2)
249831	17933	" " " " Lever
1351C	17933	" " " " Ball Screw
1520J	17933	" " " " " Nut
39921	17933	" " " " Extension
966D	17933	" " " " Screw
1671C	17933	" " " " " Nut

PARTS FOR MACHINE NO. 71-32		
No.	Plate	Name
249845	17935	Thread (lower) Pull-off Finger
106C	17935	" " " " Guide Screw
1350C	17935	" " " " Hinge Screw
39728	17937	" (upper) Clamping Blade
39729	17937	" " Cutting Blade
39730	17937	" " " " Connecting Rod
40044	17937	" " " " " "
		Collar with 237F
2273	17937	Thread (upper) Cutting Blade Connecting
		Rod Collar Pin
237F	17937	Thread (upper) Cutting Blade Connecting
		Rod Collar Set Screw
40045	17937	Thread (upper) Cutting Blade Connecting
		Rod Collar Washer (rawhide)(2)
106C	17937	Thread (upper) Cutting Blade Connecting
		Rod Hinge Screw
23606	17937	Thread (upper) Cutting Blade Connecting
		Rod Spring
39611	17937	Thread (upper) Cutting Blade Connecting
		Rod Spring Bracket
203F	17937	Thread (upper) Cutting Blade Connecting
		Rod Spring Bracket Screw (2)
7071	17937	Thread (upper) Cutting Blade Connecting
		Rod Spring Bracket Screw Washer (2)
40047	17937	Thread (upper) Cutting Blade Connecting
		Rod Spring Collar with 646F
646F	17937	Thread (upper) Cutting Blade Connecting
		Rod Spring Collar Set Screw
240D	17937	Thread (upper) Cutting Blade Connecting
		Rod Stop Screw
21699	17937	Thread (upper) Cutting Blade Position Pin
219F	17937	" " " " " Screw
40049	17937	" " " " " Shaft with
		21699
40050	17937	Thread (upper) Cutting Blade Shaft Crank
		with 906C
2269	17937	Thread (upper) Cutting Blade Shaft Crank
		Pin
906C	17937	Thread (upper) Cutting Blade Shaft Crank
		Set Screw
40051	17933	Thread (upper) Cutting Lever with 641C
40052	17933	" " " " " Lock Pin
1352C	17933	" " " " " " Screw
		Bushing
40053	17933	Thread (upper) Cutting Lever Lock Pin
		Spring
2117C	17933	Thread (upper) Cutting Lever Pin
641C	17933	" " " " " Set Screw
40054	17933	" " " " " Shaft
40057	17933	" " " " " Bracket
966D	17933	" " " " " "
		Screw (4)
39612	17933	Thread (upper) Cutting Lever Shaft Crank
		with two each 200F and 40059

## PARTS FOR MACHINE NO. 71-32

No.	Plate	Name
40057	17933	Thread (upper) Cutting Lever Shaft Crank Latch
766D	17933	Thread (upper) Cutting Lever Shaft Crank Latch Hinge Screw
40058	17933	Thread (upper) Cutting Lever Shaft Crank Latch Spring
206F	17933	Thread (upper) Cutting Lever Shaft Crank Latch Spring Screw, for 39612
1144F	17933	Thread (upper) Cutting Lever Shaft Crank Latch Spring Screw, for 40057
40059	17933	Thread (upper) Cutting Lever Shaft Crank Latch Stop Pin
200F	17933	Thread (upper) Cutting Lever Shaft Crank Set Screw
40060	17933	Thread (upper) Cutting Lever Spring
1241E	17933	" " " " " Screw
		Stud (2)
717C	17933	Thread (upper) Cutting Lever Stop Screw
1520J	17933	" " " " " "
		Nut
249692	17896	Thread (upper) Guide
228D	17896	" " " " " Screw (2)
39711	17896	" Guiding Stud (side of arm)
460AL	17896	" " " " " Set Screw
39712	17896	" Retainer Holder with 462AL
1664E	17896	" " " " " Nut
12400	17896	" " " " " Sleeve
39713	17896	" " " " " Spring
12402	17896	" " " " " Stud
462AL	17896	" " " " " Set Screw
39714	17896	Thread Retainer complete, Nos. 1664E, 12400, 12402, 39712 and 39713
23523	17888	Thread Take-up Crank
1036AL	17931	" " " " " Position Screw
1258AL	17931	" " " " " Set Screw
23524	17888	" " " " " Lever
12166	17888	" " " " " Hinge Pin
23543	17888	" " " " " Link
11204	17888	" " " " " Hinge Pin
435AL	17888	" " " " " " " Set Screw
23525	17888	Thread Take-up Lever complete, Nos. 12166, 23524 and 23543
4784	17888	Thread Take-up Lever Oil Pad
7335	17896	" " " " " Spring
23526	17896	" " " " " Regulator
446AL	17896	" " " " " " " Set Screw

## ACCESSORIES

No.	Plate	Name
39561	17934	Gauge, for 1/2 to 1-1/2 in., for setting length of buttonhole
23455	17930	Knife, 1 inch
23457	17930	" 1-1/8 inch
23459	17930	" 1-1/4 inch
23500	17892	Shuttle Bobbin (5)
39728	17937	Thread (upper) Clamping Blade
40035	17935	" (lower) Cutting Blade
39729	17937	" (upper) Cutting Blade
71 x 1	-----	Needles, three each, sizes 14 and 16
23527	17938	Drip Pan with two wood screws 1/2 in., No. 5, R.H.B.
41401	17934	Machine Rest Pin (wood)
120346	17934	Oiler (copper plated with 120347
120347	17934	" Spout, 8-1/2 in. long
11831	17934	Screw Driver, 5 in. blade (machine, large)
*120088	-----	" " " Blade
*120090	-----	" " " Handle
26026	17934	" " " (machine, small), Nos. 120088 and 120090
*120092	-----	Screw Driver Blade
*120094	-----	" " " Handle
26485	17934	" " " (shuttle tension), Nos. 120092 and 120094
10875	17934	Wrench, for 1518 and 1520
21654	17934	" " " 1508 and 1638
23535	17934	" " " 1671, for regulating length of buttonhole
249620	17934	Wrench, for 350415C

## IRON BASE

39910	17938	Bed Frame with two each 16555, 19398, four each 84E, 24106, six 14010 and four wood screws 1-1/4 in., No. 12
24106	17938	Bed Frame Cushion (felt)
84E	17938	" " " " " Screw
19226	17938	" " " " " Hinge Connection
19398	17938	" " " " " 19226 with 211E and 19397
19397	17938	Bed Frame Hinge Connection Cap
211E	17938	" " " " " " " Screw
16555	17938	" " " " " " " Plate

## ACCESSORIES

No.	Plate	Name
14010	17938	Bed Frame Hinge Plate Rivet
39911	17938	Splash Guard with 201655X
39912	17938	Splash Guard Hinge
200574E	17938	Splash Guard Hinge Screw
201655X	17938	Splash Guard Locking Screw Wing Nut
39913	17938	Bed Frame and Splash Guard complete, Nos. 39910, 39911, two 39912 and eight 200574E

## DRIVING EQUIPMENT

228320	18261	Bed Frame Cushion (felt)
228330	18261	Clamp Lifting Chain, 46 in. long, with 39575 and 39576 (for right hand machine)
39571	18261	Clamp Lifting Chain Guide Pulley
236849	18261	Clamp Lifting Chain Guide Pulley Bracket
1064D	18261	Clamp Lifting Chain Guide Pulley Hinge Screw
236850	18261	Clamp Lifting Chain Guide Pulley Bracket complete, Nos. 1064D, 39571, 236849 and two wood screws 1-1/4 in., No. 12, R. H. B.
39575	18261	Clamp Lifting Chain Hook (large)
39576	18261	Clamp Lifting Chain Hook (small)
23551	18261	Clamp Lifting Chain Hook Screw Eye
250408	18261	Machine Rest (high) with 232982 and two wood screws 1 in., No. 12
232982	18261	Machine Rest Cushion (leather)
228347	18261	Starting Chain (lower) 10-1/2 in. long
228348	18261	Starting Chain (upper) 27 in. long
228333	18261	Starting Chain Cushion Spring
39575	18261	Starting Chain Hook (large)
39576	18261	Starting Chain Hook (small)
228349	18261	Starting Chain complete, Nos. 228333, 228347, 228348, two each 39575 and 39576
39571	18261	Starting Chain Guide Pulley (large)
228494	18261	Starting Chain Guide Pulley (small)
236849	18261	Starting Chain Guide Pulley (small) Bracket
1064D	18261	Starting Chain Guide Pulley Hinge Screw
236850	18261	Starting Chain Guide Pulley Bracket (large) complete, Nos. 1064D, 39571, 236849 and two wood screws 1-1/4 in., No. 12, R. H. B.
228495	18261	Starting Chain Guide Pulley Bracket (small) complete, Nos. 1064D, 228494, 236849, and two wood screws 1-1/4 in., No. 12, R. H. B.
228500	18261	Table Extension with two wood screws 2-1/2 in., No. 12
14372	18261	Treadle
51074R	18261	Treadle Bolt
46709	18261	Treadle Bolt 51074R with 23250 and 67425
67425	18261	Treadle Bolt Lock Washer
23250	18261	Treadle Bolt Washer
14373	18261	Treadle Extension
50581R	18261	Treadle Extension Screw
2718R	18261	Treadle Extension Screw Washer
17881	18261	Treadle Shaft

## ACCESSORIES

No.	Plate	Name
14374	18261	Treadle Spring
14375	18261	Treadle Stand
228757	18261	Treadle complete, Nos. 2718R, 14372 to 14375, 17881, 50581R and two 46709
228496	18261	Driving Equipment complete, for Motor Drive (without use of belt idlers) for use with Table 205295 and Stand No. 46998, Nos. 228330, 228349, 228495, 228500, 250408, two each 23551, 228757, three 236850 and four 228320

## THREAD UNWINDER

(FOR TWO SPOOLS)

228764	13537	Spool Pin
228766	13537	Spool Rest (for two spools) (flat) with 201254C
150203	13537	Spool Rest Cushion (felt)
228767	13537	Spool Rest Rod
201254C	13537	Spool Rest Set Screw
228768	13537	Spool Stand
228769	13537	Thread Guide
228770	13537	Thread Guide Holder (for one or two guides)
228774	13537	Thread Guide Rod
228776	13537	Thread Unwinder (for two spools) complete, Nos. 228766 to 228768, 228770, 228774, two each 150203, 228764, 228769 and three wood screws 7/8 in., No. 12

## BOBBIN WINDER

No.	Plate	Name
27914	17897	Base with 27916 and two 28084
27915	17897	" Plate
389F	17897	" " Screw
15072	17897	Bobbin Position Pin
27916	17897	Brake (leather)
28084	17897	" Rivet
27302	17897	Frame
50356D	17897	" Hinge Screw
1620J	17897	" " " Nut
27917	17897	" Spring
27918	17897	Pulley
*27849	-----	Spindle
27538	17897	" 27849 with 15072, 27850 and 41828
*27850	-----	" Collar
41828	17897	" " Pin
27919	17897	Stop Latch
35D	17897	" " Hinge Screw
27920	17897	Tension Bracket with 452C
41336	17897	Tension Bracket complete, Nos. 5989, 10145 and 27920
27921	17897	Tension Bracket with Rod complete, Nos. 27922 and 41336
2455	17897	Tension Disc
1562J	17897	" Regulating Thumb Nut
418D	17897	" Screw Stud
10141	17897	" Spring
10145	17897	" Thread Guide
5989	17897	Tension complete, Nos. 418D, 1562J, 10141 and two 2455
27922	17897	Thread Eyelet Rod
452C	17897	" " " Set Screw
27923	17897	Bobbin Winder Nos. 35D, 1620J, 27302, 27538, 27914, 27917 to 27919 and 50356D
27924	17897	Bobbin Winder (swinging automatic, right hand) complete, Nos. 27915, 27921, 27923 and two 389F

## GUIDES

No.	Plate	Name
23436	17902	Guide (back), for cuffs
249734	17902	" " for shirt bands
23549	17902	" " " bosoms
23441	17902	" (corner), for collars
23439	17902	" (left), for collars
23437	17902	" " " cuffs
23440	17902	" (right), for collars
23438	17902	" " " cuffs
1238F	17902	" Screw

## KNIVES

23445	17930	Knife, 3/8 inch
23446	17930	" 7/16 inch
23447	17930	" 1/2 inch
23448	17930	" 9/16 inch
23449	17930	" 5/8 inch
23450	17930	" 11/16 inch
23451	17930	" 3/4 inch
23452	17930	" 13/16 inch
23453	17930	" 7/8 inch
23454	17930	" 15/16 inch
23455	17930	" 1 inch
23456	17930	" 1-1/16 inch
23457	17930	" 1-1/8 inch
23458	17930	" 1-3/16 inch
23459	17930	" 1-1/4 inch
39555	17930	" 1-5/16 inch
39556	17930	" 1-3/8 inch
39557	17930	" 1-7/16 inch
39558	17930	" 1-1/2 inch

## DRIVING EQUIPMENT

## PARTS REQUIRED FOR MACHINES WHEN SET IN PAIRS

No.	Plate	Name
228320	17903	Bed Frame Cushion (felt)
228321	17903	Belt Idler Belt Guide with 361C
361C	17903	Belt Idler Belt Guide Set Screw
228481	17903	Belt Idler Pulley with 228482
228323	17903	Belt Idler Pulley Bracket with three 355C
355C	17903	Belt Idler Pulley Bracket Set Screw
126910	17903	Belt Idler Pulley Bracket Shaft
228324	17903	Belt Idler Pulley Bracket Shaft Hanger with two 355C and three wood screws 1 in., No. 12
355C	17903	Belt Idler Pulley Bracket Shaft Set Screw
228482	17903	Belt Idler Pulley Bushing (bronze oil-less bearing)
228326	17903	Belt Idler Pulley Shaft with 858AL and 203100
203100	17903	Belt Idler Pulley Shaft Oil Packing (wick)
858AL	17903	Belt Idler Pulley Shaft Oil Stop Screw
355C	17903	Belt Idler Pulley Shaft Set Screw
228327	17903	Belt Idler Pulley Washer (rawhide)
228328	17903	Belt Idler complete, Nos. 126910, 228324, two each 228321, 228323, 228326, 228481, four 228327 and Form A1127
228329	17903	Clamp Lifting Chain, 34 in. long, with 39575 and 39576 (for left hand machine)
228330	17903	Clamp Lifting Chain, 46 in. long, with 39575 and 39576 (for right hand machine)
39571	17903	Clamp Lifting Chain Guide Pulley (large)
236849	17903	Clamp Lifting Chain Guide Pulley Bracket
1064D	17903	Clamp Lifting Chain Guide Pulley Hinge Screw
236850	17903	Clamp Lifting Chain Guide Pulley Bracket (large) complete, Nos. 1064D, 39571, 236849 and two wood screws 1-1/4 in., No. 12, R. H. B.
228494	17903	Clamp Lifting Chain Guide Pulley (small)
228495	17903	Clamp Lifting Chain Guide Pulley Bracket (small) complete, Nos. 1064D, 228494, 236849 and two wood screws 1-1/4 in., No. 12, R. H. B.
39575	17903	Clamp Lifting Chain Hook (large)
39576	17903	Clamp Lifting Chain Hook (small)
23551	17903	Clamp Lifting Chain Hook Screw Eye
228331	17903	Front Plank Extension with two wood screws 2-1/2 in., No. 14
39810	17903	Knee Starting Rock Shaft
228332	17903	Knee Starting Rock Shaft Connecting Rod
6337	17903	Knee Starting Rock Shaft Connecting Rod Bracket with two 356C
356C	17903	Knee Starting Rock Shaft Connecting Rod Bracket Set Screw
356C	17903	Knee Starting Rock Shaft Connecting Rod Set Screw
228333	17903	Knee Starting Rock Shaft Connection Cushion Spring
39575	17903	Knee Starting Rock Shaft Connection Hook (large)
39576	17903	Knee Starting Rock Shaft Connection Hook (small)

## DRIVING EQUIPMENT

No.	Plate	Name
228334	17903	Knee Starting Rock Shaft Connection Spring
228335	17903	Knee Starting Rock Shaft Connection complete, Nos. 39575, 39576, 228333 and 228334
21327	17903	Knee Starting Rock Shaft Hanger with two wood screws 1 in., No. 10
6335	17903	Knee Starting Rock Shaft Knee Arm with 1509E
2766	17903	Knee Starting Rock Shaft Knee Arm Hub with 356C
356C	17903	Knee Starting Rock Shaft Knee Arm Hub Set Screw
1509E	17903	Knee Starting Rock Shaft Knee Arm Lock Nut
6336	17903	Knee Starting Rock Shaft Knee Arm complete, Nos. 2766, 2767 and 6335
2767	17903	Knee Starting Rock Shaft Knee Plate with 356C
150668	17903	Knee Starting Rock Shaft Knee Plate Pad (rubber)
356C	17903	Knee Starting Rock Shaft Knee Plate Set Screw
228337	17903	Knee Starting Rock Shaft Position Spring
228338	17903	Knee Starting Rock Shaft Position Spring Adjusting Collar with 454ALX
454ALX	17903	Knee Starting Rock Shaft Position Spring Adjusting Collar Set Screw
2770	17903	Knee Starting Rock Shaft Stop Dog with 140219C
140219C	17903	Knee Starting Rock Shaft Stop Dog Set Screw
228339	17903	Knee Starting Rock Shaft complete, Nos. 2770, 6336, 6337, 39810, 150668, 228332, 228335, 228337, 228338 and two 21327
250408	17903	Machine Rest (high) with 232982 and two wood screws 1 in., No. 12
232982	17903	Machine Rest Cushion (leather)
14372	17903	Treadle
14373	17903	Treadle Extension
50581R	17903	Treadle Extension Screw
2718R	17903	Treadle Extension Screw Washer
17881	17903	Treadle Shaft
14374	17903	Treadle Spring
14375	17903	Treadle Stand
14376	17903	Treadle complete, Nos. 2718R, 14372 to 14375, 17881, 50581R and two wood screws 1-1/4 in., No. 12 F. H.
228355	17903	Driving Equipment, less shaft pulley (for Machines set in pairs) complete, Nos. 228329 to 228331, 228495, 236850, 250408, two each 14376, 23551, 228328, 228339, eight 228320 and two blue prints

## KNIFE GRINDER

No.	Plate	Name
39886	17904	Emery Wheel, 4 in. diameter
39887	17904	" " Driving Shaft
201510D	17904	" " " " Nut
204101	17904	" " " " Washer
39888	17904	" " " " Oil Hole Cover
350068E	17904	" " " " " "
		Screw
206963	17904	Emery Wheel Driving Shaft Pulley with two 200403C
200403C	17904	Emery Wheel Driving Shaft Pulley Set Screw
206969	17904	" " Washer (paper)
39889	17904	Knife Grinder Frame
39890	17904	" Holder (adjustable)
57C	17904	" " Hinge Screw
39891	17904	" " Indicator
203094	17904	" " " Position Pin
200165H	17904	" " " Screw
39892	17904	" " Slide Bracket with 200396C
201298C	17904	" " " Adjusting Screw
39893	17904	" " " " " Slide
		Plate
200577XC	17904	Knife Holder Slide Bracket Adjusting Screw
		Slide Plate Screw
10249	17904	Knife Holder Slide Bracket Adjusting Screw
		Tension Spring
219F	17904	Knife Holder Slide Bracket Adjusting Screw
		Tension Spring Screw
200396C	17904	Knife Holder Slide Bracket Set Screw
39894	17904	" " " " Shaft
206232	17904	" " " " Collar with
		201052C
201052C	17904	Knife Holder Slide Bracket Shaft Collar Set Screw
771D	17904	Knife Holder Thumb Screw
9525	17904	" " " " Washer
39895	17904	" Holding Spring
39896	17904	" " " Bracket
204264	17904	" " " " Position Pin
176D	17904	" " " " Screw
204264	17904	" " " " Position Pin
793D	17904	" " " " Thumb Screw
39897	17904	" Stop (adjustable)
208AL	17904	" " " Screw

## KNIFE GRINDER

No.	Plate	Name
39898	17904	Knife Grinder complete, Nos. 57C, 176D, 208AL, 219F, 771D, 793D, 9525, 10249, 39886 to 39897, 200165H, 201298C, 201510D, 203094, 204101, 206963, 350068E, two each 200577XC, 204264, 206232, 206969 and three wood screws 1-1/4 in., No. 12

## MISCELLANEOUS PARTS

USED IN CONJUNCTION WITH THREAD UNWINDER

60913	13537	Spool Weight with 60914
60914	13537	Spool Weight Center Pin
27739	13537	Thread Cone (wood)
225390	13537	Thread Cone Holder

## OBSOLETE PARTS

23630	-----	Barring Indicator
23373	-----	Belt Cover
22679	-----	Drip Pan, 7/8 in. deep
39566	-----	Knife Bar Stop
1673C	-----	" " " Lock Nut
23548	-----	" " " Plug (fibre)
39565	-----	Knife Bar Stop complete, Nos. 1673C, 23548 and 39566

## TABLE BELT GUIDES

23536	-----	Belt Guide with two 168E
14229	-----	Bracket with 448AL
23538	-----	Pulley
39708	-----	" Shaft with 858AL and 130901
39716	-----	Table Belt Guide (single, left) complete, Nos. 14229, 23536, 23538, 39708 and four wood screws 1-1/4 in., No. 12, R.H.B.
39709	-----	Table Belt Guide (single, right) complete, Nos. 14229, 23536, 23538, 39708 and four wood screw 1-1/4 in., No. 12, R.H.B.
39569	-----	Treadle Chain, 45 in. long, with 39575 and 39576
39570	-----	Treadle Chain Guide Bracket
39572	-----	Treadle Chain Guide complete, Nos. 39570, two each 1064D, 39571 and wood screws 1-1/4 in., No. 12, R.H.B.

## NUMERICAL LIST OF PARTS

SINGER Needles should be used  
in SINGER Machines  
These Needles and their Containers  
are marked with the  
Company's Trade Mark "SIMANCO.\*\*" 1

Needles in Containers marked  
"FOR SINGER MACHINES"  
are NOT SINGER made needles. 2

No.	Plate	Name
32C	17933	Thread (lower) Cutting Blade Carrier Lever Hinge Screw
35D	17897	Bobbin Winder Stop Latch Hinge Screw, for 27923
41C	17933	Clamp Lifting Arm Connection Hinge Screw
52C	17929	" Carrier Connecting Rod Hinge Screw
52C	17883	Feed Wheel Driving Lever Plate Screw, for 249560
54C	17930	Knife Bar Driving Lever (intermediate) Connecting Link Hinge Screw
57C	17904	Knife Grinder Knife Holder Hinge Screw, for 39698
59D	17933	Clamp Lifting Arm Stop Pitman Hinge Screw
61C	17932	Starting Lever Rod Hinge Screw
67D	17929	Clamp Carrier Slide Lever Regulator Screw
78C	17889	Needle Bar Frame Connection Hinge Screw, for 39926
78D	17929	Stop Lever Hinge Screw
84E	17938	Bed Frame Cushion Screw, for 23529 and 39910
90D	17929	Feed Hand Ratchet Lever Pawl Hinge Screw, for 39997
90C	17930	Knife Bar Disengaging Lever Catch Hinge Screw
90C	17930	Knife Bar Disengaging Lever Hinge Screw
90C	17895	Tension (top cover) Releasing Lever Hinge Screw
93H	17889	Barring Ratchet Pawl Spring Screw
106C	17935	Thread (lower) Pull-off Finger Guide Screw
106C	17937	" (upper) Cutting Blade Connecting Rod Hinge Screw
123E	17932	Starting Lever Bracket Screw
124F	17889	Barring Lever Stop Screw
124F	17932	Starting Lever Stop Screw
135D	17897	Bobbin Winder Tension Bracket Screw
145F	17892	Shuttle Race Screw
157F	17933	Clamp Lifting Arm Connection Roller and Screw Stud Bracket Screw
157D	17930	Knife Bar Disengaging Lever Catch Bracket Screw
157C	17930	Knife Holder Screw
159F	17932	Starting Lever Belt Shifter Screw
162D	17933	Clamp Lifting Arm Stop Bracket Screw
175D	17929	Knife Bar Disengaging Lever Catch Tripping Point Screw
176D	17904	Knife Grinder Knife Holding Spring Bracket Screw, for 39698



## NUMERICAL LIST OF PARTS

No.	Plate	Name
179E	17883	Feed Wheel Tripping Lever Stop Screw
181D	17891	" Rock Shaft Spring Screw
185X	17883	" Wheel Driving Lever Screw,for 249562
190D	17895	Arm Side Cover Screw
190D	17881	Face Plate Screw (upper)
190D	17883	Feed Wheel Tripping Lever Spring Screw
190C	17888	Needle Bar Frame Pitman Adjusting Screw, for 23611
191C	17936	Clamp Arm Bracket Screw
191C	17930	Knife Screw
193F	17889	Barring Ratchet Wheel Tripping Point Screw
196F	17936	Clamp Arm Hinge Block Pin Set Screw,for 39540
196E	17883	Feed Wheel Driving Lever Pitman Cap Screw, for 249561
196F	17889	Needle Bar Frame Connection Stud Set Screw
199D	17937	Clamp Lifting Arm Screw
200F	17896	Tension (side of arm) Releaser Set Screw, for 22519
200F	17933	Thread (upper) Cutting Lever Shaft Crank Set Screw,for 39612
201F	17895	Tension (top cover) Releaser Set Screw,for 39632
203C	17889	Barring Ratchet Retaining Pawl Adjusting Screw,for 23546
203C	17883	Feed Wheel Tripping Lever Point Screw
203E	17892	Shuttle Race Plate Screw,for 249929
203F	17937	Thread (upper) Cutting Blade Connecting Rod Spring Bracket Screw
206F	17933	Thread (upper) Cutting Lever Shaft Crank Latch Spring Screw
207F	17936	Clamp Arm Bracket Guide (right) Screw
207E	17929	Feed Hand Ratchet Lever Pawl Point Screw, for 39996
208AL	17904	Knife Grinder Knife Stop Screw,for 39698
211E	17938	Bed Frame Hinge Connection Cap Screw,for 19398
217D	17881	Face Plate Screw (lower)
217F	17895	Tension (top cover) Thread Eyelet Screw
219F	17936	Clamp Arm Bracket Guide (left) Screw
219F	17904	Knife Grinder Knife Holder Slide Bracket Adjusting Screw Tension Spring Screw, for 39698
219F	17937	Thread (upper) Cutting Blade Screw,for 39722
220D	17883	Feed Wheel Tripping Point Screw,for 23698
223D	17929	Clamp Carrier Slide Lever Regulator Cap Screw
226J	17931	Oscillating Shaft Crank Slide Block Cap Screw,for 15171
228F	17935	Thread (lower) Cutting Blade Friction Plate Screw

## NUMERICAL LIST OF PARTS

No.	Plate	Name
228D	17896	Thread (upper) Guide Screw
229D	17933	Clamp Lifting Arm Connection Roller Cap Screw,for 1901
229D	17932	Knife Bar Driving Lever (intermediate) Roller Cap Screw,for 1959
229D	17889	Needle Bar Frame Bell Crank Roller Cap Screw,for 1956
233D	17929	Clamp Carrier Regulator Stud Stop Screw, for 39543
233D	17883	Feed Wheel Retaining Clutch Spring Screw
237F	17937	Clamp Check Section and Cutting Plate Screw for 39721
237F	17937	Thread (upper) Cutting Blade Connecting Rod Collar Set Screw,for 40044
240D	17889	Barring Ratchet Retaining Pawl Spring Screw
240D	17935	Thread (lower) Cutting Blade Screw
240D	17937	" (upper) Cutting Blade Connecting Rod Stop Screw
355C	17903	Belt Idler Pulley Bracket Set Screw,for 228323
355C	17903	Belt Idler Pulley Bracket Shaft Set Screw, for 228324
355C	17903	Belt Idler Pulley Shaft Set Screw,for 228323
356C	17903	Knee Starting Rock Shaft Connecting Rod Bracket Set Screw,for 6337
356C	17903	Knee Starting Rock Shaft Connecting Rod Set Screw,for 6337
356C	17903	Knee Starting Rock Shaft Knee Arm Hub Set Screw,for 2766
356C	17903	Knee Starting Rock Shaft Knee Plate Set Screw,for 2767
361C	17903	Belt Idler Belt Guide Set Screw,for 228321
375C	17891	Feed Connecting Rod (lower) Hinge Screw
389F	17897	Bobbin Winder Base Plate Screw
389F	17897	" " " Screw,for 27924
399D	17892	Shuttle Bobbin Case Position Plate Screw, for 249929
402D	17936	Clamp Arm Screw
402D	17936	" Plate Support Screw
404D	17929	" Carrier Block Plate Screw,for 40006
404D	17936	" " Plate Screw (front)
404D	17935	Needle Plate Screw
413C	17896	Tension (side of arm) Screw Stud
418D	17897	Bobbin Winder Tension Screw Stud,for 5989
435AL	17931	Arm Shaft Flanged Bushing (back) Set Screw
435AL	17933	Thread (lower) Cutting Blade Carrier Lever Stop Screw
435AL	17888	Thread Take-up Lever Link Hinge Pin Set Screw
446C	17896	Thread Take-up Spring Regulator Set Screw
448AL	17931	Feed Eccentric Set Screw,for 23412
448AL	17891	" Rock Shaft Hinge Pin Set Screw
448AL	17929	Knife Bar Disengaging Lever Catch Tripping Point Collar Set Screw,for 23467

## NUMERICAL LIST OF PARTS

No.	Plate	Name
448AL	17891	Oscillating Rock Shaft Hinge Pin Set Screw
448AL	-----	Table Belt Guide Pulley Shaft Set Screw, for 14229
452C	17897	Bobbin Winder Thread Eyelet Rod Set Screw, for 27920
453AL	17929	Feed Hand Ratchet Lever Collar Set Screw, for 232600
453AL	17931	Needle Bar Frame Driving Bevel Pinion Set Screw, for 39967
454ALX	17903	Knee Starting Rock Shaft Position Spring Adjusting Collar Set Screw, for 228338
457AL	17929	Feed Wheel Shaft Oil Hole Plug Screw
457AL	17931	Stop Cam Spring Stop Screw Set Screw
460AL	17929	Feed Hand Ratchet Wheel Set Screw, for 39924
460AL	17896	Tension (side of arm) Thread Guard Set Screw
460AL	17896	Thread Guiding Stud Set Screw
462AL	17931	Shuttle Driver Set Screw, for 23505
462AL	17895	Thread Retainer Stud Set Screw, for 39712
564C	17932	Starting Lever Screw Center, for 58384
591F	17892	Shuttle Tension Regulating Screw, for 39624
592E	17892	" Bobbin Case Latch Stop Screw, for 39624
625F	17936	Clamp Arm Adjusting Screw
641C	17933	Thread (upper) Cutting Lever Set Screw, for 40051
646F	17937	Thread (upper) Cutting Blade Connecting Rod Spring Collar Set Screw, for 40047
662D	17892	Shuttle Race Cap Screw, for 249929
673F	17888	Needle Bar Frame Screw Center
679C	17896	Tension (side of arm) Releaser Shaft Crank Ball Screw Stud
717C	17932	Starting Lever Adjusting Screw
717C	17933	Thread (upper) Cutting Lever Stop Screw
721D	17883	Feed Wheel Retaining Clutch Spring Stop Screw
748E	17881	Arm Screw (back)
756D	17935	Clamp Carrier Guide (left) Screw (long), for 39720
766D	17933	Thread (upper) Cutting Lever Shaft Crank Latch Hinge Screw
771D	17904	Knife Grinder Knife Holder Thumb Screw, for 39898
783D	17904	Knife Grinder Knife Holding Spring Thumb Screw, for 39898
794E	17888	Needle Bar Connecting Link Adjusting Screw for 23476
805C	17889	Barring Lever Catch Spring Screw
805C	17930	Knife Bar Driving Lever Spring Screw
808F	17895	Arm Top Cover Screw
856C	17895	Barring Tripping Lever Hinge Screw
858AL	17929	" Cam Set Screw, for 23562
858AL	17903	Belt Idler Pulley Shaft Oil Stop Screw, for 228326

## NUMERICAL LIST OF PARTS

No.	Plate	Name
858AL	17931	Needle Bar Crank Set Screw, for 23477
858AL	17931	Table Belt Guide Pulley Shaft Oil Hole Plug Screw, for 39708
868E	17881	Arm Screw (front)
896E	17891	Crank Connecting Rod Cap Screw, for 24028
898C	17883	Feed Wheel Retaining Clutch Cap Screw
904F	17888	Needle Set Screw, for 39857
906C	17937	Thread (upper) Cutting Blade Shaft Crank Set Screw, for 40050
907E	17892	Shuttle Rack Back Spring Screw, for 249929
908C	17891	Crank Connecting Rod Hinge Screw
913C	17932	Stop Cam Interlocking Rod Spring Regulating Thumb Screw
914F	17935	Clamp Carrier Slide Guide (left) Screw
914F	17935	" " " (right) Screw
940F	17895	Tension (top cover) Releasing Lever Con- nection Screw (front)
966E	17891	Feed Connecting Rod (upper) Cap Screw, for 23408
966D	17933	Thread (lower) Cutting Lever Extension Screw
966D	17933	Thread (upper) Cutting Lever Shaft Bracket Screw
974F	17895	Tension (top cover) Releasing Lever Con- nection Screw (back)
997E	17931	Stop Cam Spring Cover Screw
999F	17889	Barring Ratchet Retaining Pawl Hinge Screw
999F	17895	Tension (top cover) Releaser Holder Hinge Screw
1021E	17888	Needle Bar Connecting Link Cap Screw
1035C	17931	Oscillating Shaft Crank Slide Block Screw Stud, for 15171
1036AL	17931	Thread Take-up Crank Position Screw, for 23477
1038C	17888	Needle Bar Frame Regulator Adjusting Screw
1042C	17888	" " " Pitman Hinge Screw
1049E	17929	Feed Hand Ratchet Lever Pawl Point Position Screw, for 39996
1064D	17903	Clamp Lifting Chain Guide Pulley Hinge Screw, for 228495 and 236850
1064D	18261	Starting Chain Guide Pulley Hinge Screw, for 228495 and 236850
1065AL	17931	Needle Bar Crank Position Screw, for 23477
1069D	17931	Arm Shaft Screw
1070C	17932	Stop Cam Interlocking Rod Guide Set Screw, for 23514
1144F	17933	Thread (upper) Cutting Lever Shaft Crank Latch Spring Screw
1222C	17930	Knife Bar Driving Lever (intermediate) Hinge Screw
1226C	17889	Barring Lever Catch Position Stud, for 23564
1226E	17889	Needle Bar Frame Connection Spring Screw Stud, for 39926
1227C	17889	Barring Lever Hinge Screw
1228C	17895	Barring Indicator Stud

## NUMERICAL LIST OF PARTS

No.	Plate	Name
1230F	17935	Clamp Carrier Guide (right) Screw
1231F	17936	" " Plate Screw (back)
1232C	17929	" " Regulator Hinge Screw
1234C	17929	" " Slide Regulating Stud
1235F	17881	Bed Oil Guard Screw
1235F	17935	Clamp Plate Screw
1236C	17883	Feed Wheel Driving Lever Regulating Stud
1237C	17883	" " Friction Ring Screw
1238F	17902	Guide Screw
1239F	17930	Knife Bar Connecting Link Hinge Cap Screw
1240C	17930	" " " " " Screw
1241E	17930	" " Disengaging Lever Catch Spring Screw Stud
1241E	17933	Thread (lower) Cutting Blade Carrier Lever Spring Screw Stud
1241E	17933	Thread (upper) Cutting Lever Spring Screw Stud
1242E	17930	Knife Bar Disengaging Lever Spring Screw, for 249656
1243C	17888	Knife Holder Guide Stud
1244C	17889	Needle Bar Frame Cam and Bevel Gear Screw
1245C	17888	" " " " " Regulator Hinge Screw, for 39900
1248C	17889	Barring Ratchet Pawl Hinge Screw
1248C	17933	Clamp Lifting Arm Stop Hinge Screw
1253C	17931	Oscillating Shaft Crank Set Screw, for 39692
1256D	17935	Clamp Carrier Slide Screw
1258AL	17931	Thread Take-up Crank Set Screw, for 23477
1275C	17891	Feed Disengaging Lever Hinge Screw
1276C	17889	Barring Lever Catch Hinge Screw
1286C	17889	" Ratchet Wheel Spring Screw
1294C	17936	Clamp Spring Bushing Position Stud
1297F	17937	" Check Screw
1319F	17930	Knife Bar Connecting Stud Clamping Screw, for 23462
1341C	17888	Needle Bar Connecting Stud Set Screw, for 39601
1345D	17935	Clamp Carrier Guide (left) Screw (short), for 39720
1348E	17937	Clamp Check Section and Cutting Plate Sup- port Stud, for 39721
1349C	17931	Stop Cam Spring Stop Screw
1350C	17935	Thread (lower) Pull-off Finger Hinge Screw
1351C	17933	" " Cutting Lever Ball Screw
1352C	17933	" (upper) Cutting Lever Lock Pin Screw Bushing
1387C	17895	Tension (top cover) Releaser Guide Screw Stud
1388C	17895	Tension (top cover) Screw Stud
1428C	17930	Knife Bar Driving Lever Screw Stud
1508E	17932	Starting Lever Screw Center Nut, for 58384
1509E	17903	Knee Starting Rock Shaft Knee Arm Lock Nut, for 6335
1517J	17888	Needle Bar Frame Screw Center Nut

## NUMERICAL LIST OF PARTS

No.	Plate	Name
1518J	17889	Barring Lever Stop Screw Nut
1518J	17891	Feed Connecting Rod (lower) Hinge Screw Nut
1518J	17932	Starting Lever Stop Screw Nut
1520J	17929	Clamp Carrier Regulator Roller and Screw Stud Nut, for 1960
1520J	17929	Clamp Carrier Slide Lever Roller and Screw Stud Nut, for 1960
1520J	17933	Clamp Lifting Arm Connection Hinge Screw Nut
1520J	17883	Feed Wheel Friction Ring Screw Nut
1520J	17930	Knife Bar Driving Lever Screw Stud Nut
1520J	17932	Starting Lever Adjusting Screw Nut
1520J	17896	Tension (side of arm) Releaser Shaft Crank Ball Screw Stud Nut
1520J	17933	Thread (lower) Cutting Blade Carrier Lever Stop Screw Nut
1520J	17933	Thread (lower) Cutting Lever Ball Screw Nut
1520J	17933	Thread (upper) Cutting Lever Stop Screw Nut
1521E	17891	Feed Disengaging Lever Hinge Screw Nut
1521E	17895	Tension (top cover) Releaser Guide Screw Stud Nut
1547J	17936	Clamp Arm Adjusting Screw Nut
1547J	17930	Knife Holder Screw Nut
1547J	17888	Needle Bar Frame Pitman Hinge Screw Nut
1550J	17936	Clamp Spring Bushing Position Stud Nut
1560C	17896	Tension (side of arm) Regulating Thumb Nut
1560C	17895	" (top cover) Regulating Thumb Nut
1562J	17897	Bobbin Winder Tension Regulating Thumb Nut for 5989
1589C	17895	Barring Indicator Stud Thumb Nut
1589C	17888	Needle Bar Frame Regulator Adjusting Screw Thumb Nut
1608C	17888	Knife Holder Guide Stud Nut
1611E	17933	Clamp Lifting Arm Stop Hinge Screw Nut
1619E	17891	Crank Connecting Rod Hinge Screw Nut
1620J	17897	Bobbin Winder Frame Hinge Screw Nut, for 27923
1620E	17883	Feed Wheel Tripping Lever Hinge Screw Nut
1636E	17931	Oscillating Shaft Crank Slide Block Screw Stud Nut, for 39692
1638E	17932	Stop Cam Interlocking Rod Spring Regulating Thumb Screw Nut
1655E	17889	Barring Lever Hinge Screw Nut
1655C	17889	Needle Bar Frame Bell Crank Roller and Screw Stud Nut, for 1956
1658C	17929	Clamp Carrier Slide Regulating Stud Thumb Nut
1659C	17936	Clamp Pressure Regulating Thumb Nut
1664E	17895	Thread Retainer Holder Nut, for 39714
1671C	17929	Clamp Carrier Regulator Stud Nut
1671C	17933	Thread (lower) Cutting Lever Extension Screw Nut

## NUMERICAL LIST OF PARTS

No.	Plate	Name
1673C	-----	Knife Bar Stop Lock Nut (obsolete), for 39565
1901	17933	Clamp Lifting Arm Connection Roller and Screw Stud with 229D and 12424
1956	17889	Needle Bar Frame Bell Crank Roller and Screw Stud with 229D, 1655C and 23389, for 23558
1959	17932	Knife Bar Driving Lever (intermediate) Roller and Screw Stud with 229D and 12424, for 23514
1960	17929	Clamp Carrier Regulator Roller and Screw Stud with 1520J, for 39543
1960	17929	Clamp Carrier Slide Lever Roller and Screw Stud with 1520J, for 23394
1963	17930	Knife Bar Disengaging Lever Catch Roller and Stud, for 23464
1963	17889	Needle Bar Frame Connection Roller and Stud, for 39622
2080	17892	Shuttle Bobbin Case Thread Guide Rivet, for 15628
2102	17896	Tension (side of arm) Disc
2103	17895	" (top cover) Spring
2117C	17883	Feed Wheel Pin
2117C	17933	Thread (upper) Cutting Lever Pin
2256	17883	Feed Wheel Retaining Clutch Spring
2269	17931	Shuttle Driver Pin
2269	17896	Tension (side of arm) Releaser Shaft Crank Pin
2269	17937	Thread (upper) Cutting Blade Shaft Crank Pin, for 39722
2273	17937	Thread (upper) Cutting Blade Connecting Rod Collar Pin
2455	17897	Bobbin Winder Tension Disc, for 5989
2523	17892	Shuttle Bobbin Case Position Finger Rivet, for 39624
2532	17892	Shuttle Race Back Position Pin, for 249929
2533	17892	" " " Spring, for 249929
2718R	17903	Treadle Extension Screw Washer, for 14376 and 228757
2766	17903	Knee Starting Rock Shaft Knee Arm Hub with 356C, for 6336
2767	17903	Knee Starting Rock Shaft Knee Plate with 356C, for 6336
2770	17903	Knee Starting Rock Shaft Stop Dog with 140219C, for 228339
2973	17892	Shuttle Bobbin Case Latch Lever, for 15141
2974	17892	Shuttle Bobbin Case Latch Lever Fulcrum Pin for 15141
2975	17892	Shuttle Bobbin Case Latch Spring, for 39624
3012	17929	Feed Hand Ratchet Wheel Pin
4784	17931	Arm Shaft Oil Pad
4784	17891	Oscillating Rock Shaft Oil Pad, for 39654
4784	17888	Thread Take-up Lever Oil Pad, for 23478
5989	17897	Bobbin Winder Tension complete, Nos. 418D, 1562J, 10141 and two 2455, for 41336

## NUMERICAL LIST OF PARTS

No.	Plate	Name
6335	17903	Knee Starting Rock Shaft Knee Arm with 1509E, for 6336
6336	17903	Knee Starting Rock Shaft Knee Arm complete, Nos. 2766, 2767 and 6335, for 228339
6337	17903	Knee Starting Rock Shaft Connecting Rod Bracket with two 356C, for 228339
7070	17883	Feed Wheel Driving Lever Regulating Stud Sleeve
7070	17888	Needle Bar Frame Regulator Adjusting Screw Sleeve
7071	17889	Barring Ratchet Wheel Tripping Point Screw Washer
7071	17888	Needle Bar Frame Pitman Adjusting Screw Washer, for 23611
7071	17937	Thread (upper) Cutting Blade Connecting Rod Spring Bracket Screw Washer
7278	17929	Clamp Carrier Slide Lever Socket Joint
7326	17892	Shuttle Race Cap, for 249929
7335	17896	Thread Take-up Spring
8238	17896	Tension (side of arm) Spring
8582	17881	Arm Dowel Pin
8582	17932	Starting Lever Bracket Dowel Pin
9525	17904	Knife Grinder Knife Holder Thumb Screw Washer, for 39898
9540	17929	Stop Lever Spring
9780	17931	Stop Cam Spring Cover Position Pin, for 249543
10141	17897	Bobbin Winder Tension Spring, for 5989
10145	17897	Bobbin Winder Tension Thread Guide, for 41336
10249	17904	Knife Grinder Knife Holder Slide Bracket Adjusting Screw Tension Spring, for 39898
10875	17934	Wrench, for 1518 and 1520
11204	17888	Thread Take-up Lever Link Hinge Pin
11831	17934	Screw Driver, 5 in. blade (machine, large)
12166	17888	Thread Take-up Lever Hinge Pin, for 23525
*12204	-----	Feed Connecting Rod (upper) Cap, for 23408
12357	17931	Arm Shaft Flanged Bushing (back)
12400	17895	Thread Retainer Sleeve, for 39714
12402	17895	Thread Retainer Stud, for 39714
12424	17933	Clamp Lifting Arm Connection Roller Cap Screw Washer, for 1901
12424	17932	Knife Bar Driving Lever (intermediate) Roller Cap Screw Washer, for 1959
12424	17931	Oscillating Shaft Crank Slide Block Cap Screw Washer, for 15171
12538	17933	Tension (side of arm) Releaser Arm Pin
13218	17929	Feed Hand Ratchet Lever Pawl Spring, for 39997
14010	17938	Bed Frame Hinge Plate Rivet, for 39910
14017	17883	Feed Wheel Friction Ring Screw Washer
14174	17932	Starting Lever Spring
14229	-----	Table Belt Guide Bracket with 448AL (obsolete), for 39709 and 39716

## NUMERICAL LIST OF PARTS

No.	Plate	Name
	Nos.	14372 to 14375, for 14376 and 228757
14372	17903	Treadle
14373	17903	Treadle Extension
14374	17903	Treadle Spring
14375	17903	Treadle Stand
14376	17903	Treadle complete, Nos. 2718R, 14372 to 14375, 17881, 50581R and two wood screws 1-1/4 in., No. 12 F.H., for 228355
15072	17889	Barring Ratchet Pawl Spring Stop Pin, for 23558
15072	17897	Bobbin Winder Bobbin Position Pin, for 27538
15140	17892	Shuttle Bobbin Case Latch, for 15141
15141	17892	Shuttle Bobbin Case Hinge, Nos. 2973, 2974 and 15140, for 39624
15170	17931	Oscillating Shaft Crank Slide Block, for 15171
15171	17931	Oscillating Shaft Crank Slide Block complete, Nos. 226J, 1035C, 12424 and 15170, for 39692
15628	17892	Shuttle Bobbin Case Thread Guide with two 2080, for 39624
16555	17938	Bed Frame Hinge Plate, for 39910
17881	17903	Treadle Shaft, for 14376 and 228757
19226	17938	Bed Frame Hinge Connection, for 19398
19397	17938	Bed Frame Hinge Connection Cap, for 19398
19398	17938	Bed Frame Hinge Connection 19226 with 211E and 19397, for 23529 and 39910
21327	17903	Knee Starting Rock Shaft Hanger with two wood screws 1 in. No. 10, for 228339
21651	17932	Stop Cam Interlocking Rod Spring
21654	17934	Wrench, for 1508 and 1638
21699	17937	Thread (upper) Cutting Blade Position Pin, for 40049
23250	18261	Treadle Bolt Washer, for 46709
23352	17931	Arm Shaft
23361	17889	Barring Ratchet Pawl
23362	17889	Barring Ratchet Pawl Spring
23364	17889	Barring Ratchet Retaining Pawl Spring
23367	17889	Barring Ratchet Wheel Tripping Point
23370	17895	Barring Tripping Lever
23373	-----	Belt Cover (obsolete)
23379	17936	Clamp Arm Hinge Block
23380	17936	Clamp Arm Hinge Block Pin
23384	17929	Clamp Carrier Connecting Rod
23389	17889	Needle Bar Frame Bell Crank Roller Cap Screw Washer, for 1956
23390	17930	Knife Screw Washer
23392	17935	Clamp Carrier Slide Guide (left)
23393	17935	Clamp Carrier Slide Guide (right)
23394	17929	Clamp Carrier Slide Lever with 1960
23395	17929	Clamp Carrier Slide Lever Regulator
23396	17929	Clamp Carrier Slide Lever Regulator Cap
23397	17929	Clamp Carrier Slide Regulating Stud Bushing
23407	17891	Feed Connecting Rod (lower)
23408	17891	Feed Connecting Rod (upper) with 12204, 202277 and two 966E

## NUMERICAL LIST OF PARTS

No.	Plate	Name
23409	17891	Feed Disengaging Lever
23412	17931	" Eccentric with 448AL
23418	17891	" Rock Shaft, for 23419
23419	17891	Feed Rock Shaft complete, Nos. 23418 and 23420
23420	17891	Feed Rock Shaft Hinge Pin with 23421, for 23419
23421	17891	Feed Rock Shaft Hinge Pin Plug (leather), for 23420
23421	17891	Oscillating Rock Shaft Hinge Pin Oil Hole Plug (leather), for 23494
23422	17891	Feed Rock Shaft Spring
*23429	-----	" Wheel Driving Lever Pitman Cap, for 249561
23431	17929	Feed Wheel Shaft
23432	17883	" " Tripping Point, for 23698
23433	17883	" " " Lever
23435	17883	" " " " Spring
23436	17902	Guide (back), for cuffs
23437	17902	" (left), for cuffs
23438	17902	" (right), for cuffs
23439	17902	" (left), for collars
23440	17902	" (right), for collars
23441	17902	" (corner), for collars
23445	17930	Knife, 3/8 inch
23446	17930	" 7/16 inch
23447	17930	" 1/2 inch
23448	17930	" 9/16 inch
23449	17930	" 5/8 inch
23450	17930	" 11/16 inch
23451	17930	" 3/4 inch
23452	17930	" 13/16 inch
23453	17930	" 7/8 inch
23454	17930	" 15/16 inch
23455	17930	" 1 inch
23456	17930	" 1-1/16 inch
23457	17930	" 1-1/8 inch
23458	17930	" 1-3/16 inch
23459	17930	" 1-1/4 inch
23460	17930	" Bar
23461	17930	" " Connecting Link
23462	17930	" " Stud with 1319F
23464	17930	" " Disengaging Lever Catch with 1963
23465	17930	Knife Bar Disengaging Lever Catch Bracket
23466	17929	" " " " " Tripping Point
23467	17929	Knife Bar Disengaging Lever Catch Tripping Point Collar with two 448AL
23468	17930	Knife Bar Disengaging Lever Catch Spring
23469	17930	" " Driving Lever
23470	17930	" " " " (intermediate)
23471	17930	" " " " " Connecting Link

## NUMERICAL LIST OF PARTS

No.	Plate	Name
23473	17930	Knife Holder
23476	17888	Needle Bar Connecting Link with 794E
23477	17931	" " Crank with 858AL, 1036AL, 1065AL and 1258AL
23478	17888	Needle Bar Frame with 4784
23483	17889	" " " Connection Spring
23484	17889	" " " " " Hook
23485	17889	" " " " " Stud
23491	17888	" " " Regulator, for 39900
23494	17891	Oscillating Rock Shaft Hinge Pin with 23421 for 39654
23500	17892	Shuttle Bobbin, for 39626
23503	17892	" " Body, for 39626
23505	17931	" " Driver with 462AL
23510	17932	Starting Lever Bracket
23511	17932	" " Rod
23514	17932	Stop Cam Interlocking Rod Guide with 1070C and 1959
23515	17931	Stop Cam Spring (long)
23516	17931	" " " (short)
23518	17929	" " Lever
23519	17896	Tension (side of arm) Releaser with 200F
23520	17896	" " " " " Shaft
23523	17888	Thread Take-up Crank
23524	17888	" " Lever, for 23525
23525	17888	Thread Take-up Lever complete, Nos. 12166, 23524 and 23543
23526	17896	Thread Take-up Spring Regulator
23527	17938	Drip Pan with two wood screws 1/2 in., No. 5, R.H.B.
23535	17934	Wrench, for 167L, for regulating length of buttonhole
23536	-----	Table Belt Guide with two 168E (obsolete), for 39709 and 39716
23538	-----	Table Belt Guide Pulley (obsolete), for 39709 and 39716
23543	17888	Thread Take-up Lever Link, for 23525
23544	17889	Barring Ratchet Retaining Pawl (hinge screw end), for 23546
23545	17889	Barring Ratchet Retaining Pawl (wheel end), for 23546
23546	17889	Barring Ratchet Retaining Pawl (adjustable) complete, Nos. 203C, 23544 and 23545
23548	-----	Knife Bar Stop Plug (fibre) (obsolete), for 39565
23549	17902	Guide, for shirt bosoms
23551	17903	Clamp Lifting Chain Hook Screw Eye, for 228335 and 228496 Nos. 23552 to 23554, for 23555
23552	17883	Feed Wheel Friction Ring Section (long)
23553	17883	Feed Wheel Friction Ring Section (short)
23554	17883	Feed Wheel Friction Ring Spring

## NUMERICAL LIST OF PARTS

No.	Plate	Name
23555	17883	Feed Wheel Friction Ring complete, Nos. 23552 to 23554
23556	17932	Starting Lever Belt Shifter (for heavy work)
23557	17891	Feed Disengaging Lever Spring
23558	17889	Needle Bar Frame Bell Crank with 1956 and 15072
23562	17929	Barring Cam with two 858AL
23563	17889	" " Lever
23564	17889	" " Catch with 1226C
23565	17889	" " " Spring
23566	17889	" " Spring
23573	17936	Clamp Plate Support
23574	17936	" " Post
23587	17883	Feed Wheel Tripping Lever Point
23606	17930	Knife Bar Disengaging Lever Spring
23606	17937	Thread (upper) Cutting Blade Connecting Rod Spring
23609	17888	Needle Bar Frame Pitman (regulator end), for 23611
23610	17888	Needle Bar Frame Pitman (hinge screw end), for 23611
23611	17888	Needle Bar Frame Pitman (adjustable) com- plete, Nos. 23609, 23610, two each 190C and 7071
23630	-----	Barring Indicator (obsolete)
23664	17889	" " Ratchet Wheel
23665	17889	" " " Spring
23666	17889	" " " Washer
23667	17889	Needle Bar Frame Bell Crank Stud
23669	17896	Tension (side of arm) Thread Guard
23679	-----	Drip Pan, 7/8 in. deep (obsolete)
23681	17930	Knife Bar Driving Lever Spring
23693	17936	Clamp Spring Bushing
23698	17883	Feed Wheel with 23432 and two 220D, for wide bight and wide cutting space, for over- all work, etc.
24028	17891	Crank Connecting Rod with 24085 and two 896E
24047	17931	Oscillating Shaft Bushing (front)
*24081	-----	Arm Shaft Bushing (front), for 39602
*24085	-----	Crank Connecting Rod Cap, for 24028
24106	17938	Bed Frame Cushion (felt), for 39910
26026	17934	Screw Driver (machine, small), Nos. 120088 and 120090
26485	17934	Screw Driver (shuttle tension), Nos. 120092 and 120094
27302	17897	Bobbin Winder Frame, for 27923
27538	17897	" " Spindle 27849 with 15072, 27850 and 41828, for 27923
27739	13537	Thread Unwinder Thread Cone (wood)
*27849	-----	Bobbin Winder Spindle, for 27538
*27850	-----	" " Collar, for 27538
27914	17897	" " Base with 27916 and two 28084, for 27923

## NUMERICAL LIST OF PARTS

No.	Plate	Name
27915	17897	Bobbin Winder Base Plate, for 27924
27916	17897	" " Brake (leather), for 27914
		Nos. 27917 to 27919, for 27923
27917	17897	Bobbin Winder Frame Spring
27918	17897	" " Pulley
27919	17897	" " Stop Latch
27920	17897	" " Tension Bracket with 452C, for 41336
27921	17897	Bobbin Winder Tension Bracket with Rod complete, Nos. 27922 and 41336, for 27924
27922	17897	Bobbin Winder Thread Eyelet Rod, for 27921
27923	17897	" " Nos. 35D, 1620J, 27302, 27538, 27914, 27917 to 27919 and 50356D, for 27924
27924	17897	Bobbin Winder (swinging automatic, right hand) complete, Nos. 27915, 27921, 27923 and two 389F
28084	17897	Bobbin Winder Brake Rivet, for 27914
32012	17895	Tension (top cover) Disc
32572	17895	" " " Releasing Disc
39504	17883	Feed Wheel Retaining Clutch Cap Screw Wash- er
39514	17936	Clamp Spring
39523	17929	Feed Hand Ratchet Lever Pawl Point, for 39996
39532	17929	Clamp Carrier Regulator Stud Sleeve
39538	17881	Bed Oil Guard
39539	17937	Clamp Arm
39540	17936	" " Bracket with 196F
39541	17936	" " " Screw Washer
39541	17933	" Lifting Arm Connection Roller and Screw Stud Bracket Screw Washer
39543	17929	Clamp Carrier Regulator with 233D and 1960
39544	17881	" " " Slide
39555	17930	Knife, 1-5/16 inch
39556	17930	" 1-3/8 inch
39557	17930	" 1-7/16 inch
39558	17930	" 1-1/2 inch
39561	17934	Gauge, for 1/2 to 1-1/4 in., for setting length of buttonhole
39565	-----	Knife Bar Stop complete, Nos. 1673C, 23548 and 39566 (obsolete)
39566	-----	Knife Bar Stop (obsolete), for 39565
39569	-----	Treadle Chain, 45 in. long, with 39575 and 39576 (obsolete)
39570	-----	Treadle Chain Guide Bracket (obsolete), for 39572
39571	18261	Clamp Lifting Chain Guide Pulley, for 236850
39571	17903	Clamp Lifting Chain Guide Pulley (large) for 236850
39571	18261	Starting Chain Guide Pulley (large) for 236850
39571	-----	Treadle Chain Guide Pulley, for 39572
39572	-----	Treadle Chain Guide complete, Nos. 39570, two each 1064D, 39571 and wood screws 1-1/4 in., No. 12, R. H. B. (obsolete) for 39817
39575	17903	Clamp Lifting Chain Hook (large) for 228349

## NUMERICAL LIST OF PARTS

No.	Plate	Name
39575	17903	Knee Starting Rock Shaft Connection Hook (large), for 228335
39575	17903	Starting Chain Hook (large), for 228349
39575	-----	Treadle Chain Hook (lower), for 39569
39576	18261	Clamp Lifting Chain Hook (small), for 228329 and 228330
39576	17903	Knee Starting Rock Shaft Connection Hook (small), for 228335
39576	18261	Starting Chain Hook (small), for 228349
39576	-----	Treadle Chain Hook (upper), for 39569
39580	17932	Stop Cam Interlocking Rod
39590	17891	Feed Rock Shaft Spring Plate
39591	17935	Clamp Carrier Guide (left), for 39720
39595	17883	Feed Wheel Retaining Clutch Cap
39596	17883	" " " Stud
39601	17888	Needle Bar Connecting Stud with 1341C
*39602	-----	Arm with 24081
39611	17937	Thread (upper) Cutting Blade Connecting Rod Spring Bracket
39612	17933	Thread (upper) Cutting Lever Shaft Crank with two each 200F and 40059 Nos. 39616 to 39618, for 39622
39616	17889	Barring Lever Catch Stud
39617	17889	" " " " Rivet (long)
39618	17889	" " " " " (short)
39620	17895	Arm Side Cover
39621	17895	" Top Cover
39622	17889	Needle Bar Frame Connection with 1963 and 39616 to 39618, for 39926
39623	17892	Shuttle Bobbin Case Position Finger, for 39624
39624	17892	Shuttle Bobbin Case complete, Nos. 591F, 592E, 2523, 2975, 15141, 15628, 39623 and 39625, for 39626
39625	17892	Shuttle Tension Spring, for 39624
39626	17892	" 1-11/16 in. diam., Nos. 23500, 23503 and 39624
39627	17932	Starting Lever
39628	17931	Stop Cam with 39629 and 202330
39629	17931	" " Pin, for 39628
39631	17895	Tension (top cover) Releaser
39632	17895	" " " " Holder with 201F
39633	17895	" " " " Releasing Lever
39634	17895	" " " " " Connection
39635	17895	" " " " " Pin
39636	17895	" " " " Thread Eyelet (double)
39637	17931	Stop Cam Spring Stop Block
39638	17931	" " " " " Screw Block
39645	17935	Clamp Carrier Guide (right)
39646	17935	Thread (lower) Cutting Blade Friction Plate
39653	17891	Oscillating Rock Shaft, for 39654
39654	17891	Oscillating Rock Shaft complete, Nos. 4784, 23494 and 39653
39655	17931	Oscillating Shaft

#### 44 NUMERICAL LIST OF PARTS

No.	Plate	Name
39656	17931	Oscillating Shaft Bushing (back)
39657	17931	" " Crank, for 39692
39692	17931	Oscillating Shaft Crank complete, Nos. 1636E, 1517L, 39657 and two 1253C
39708	-----	Table Belt Guide Pulley Shaft with 858AL and 130901 (obsolete), for 39709 and 39716
39709	-----	Table Belt Guide (single, right) complete, Nos. 14229, 23536, 23538, 39708 and four wood screws 1-1/4 in., No. 12, R.H.B. (obsolete)
39711	17896	Thread Guiding Stud (side of arm)
39712	17895	" Retainer Holder with 462AL, for 39714
39713	17895	" " Spring, for 39714
39714	17895	Thread Retainer complete, Nos. 1664E, 12400, 12402, 39712 and 39713
39716	-----	Table Belt Guide (single, left) complete, Nos. 14229, 23536, 23538, 39708 and four wood screws 1-1/4 in., No. 12, R.H.B. (obsolete)
*39718	-----	Bed
39719	17935	Clamp Carrier
39720	17935	" " Slide with 1345D, 39591 and two 756D
39721	17937	Clamp Check with 39723, two each 237F and 1348E, for 39722
39722	17937	Clamp Check complete, Nos. 219F, 2269, 39721, 39728, 39729, 40049 and 40050
39723	17937	Clamp Check Section and Cutting Plate, for 39721
39724	17937	Clamp Lifting Arm
39725	17933	" " " Stop Bracket
39726	17935	Needle Plate
39728	17937	Thread (upper) Clamping Blade, for 39722
39729	17937	" " Cutting Blade, for 39722
39730	17937	" " " Connecting Rod
39736	17933	" (lower) Cutting Blade Carrier Lever Spring
39810	17903	Knee Starting Rock Shaft, for 228339
39844	17895	Barring Indicator
39857	17888	Needle Bar with 904F Nos. 39886 to 39897, for 39898
39886	17904	Knife Grinder Emery Wheel, 4 in. diameter
39887	17904	" " " Driving Shaft
39888	17904	" " " " " Oil
		Hole Cover
39889	17904	Knife Grinder Frame
39890	17904	" " Knife Holder (adjustable)
39891	17904	" " " Indicator
39892	17904	" " " " Slide Bracket with 200386C
39893	17904	Knife Grinder Knife Holder Slide Bracket Adjusting Screw Slide Plate
39894	17904	Knife Grinder Knife Holder Slide Bracket Shaft

#### NUMERICAL LIST OF PARTS

45

No.	Plate	Name
39895	17904	Knife Grinder Knife Holding Spring
39896	17904	" " " " Bracket
39897	17904	" " " " Stop (adjustable)
39898	17904	Knife Grinder complete, Nos. 57C, 176D, 208AL, 219F, 771D, 793D, 9525, 10249, 39886 to 39897, 200165H, 201298C, 201510D, 203094, 204101, 206963, 350068E, two each 200577XC, 204264, 206232, 206969 and three wood screws 1-1/4 in., No. 12
39900	17888	Needle Bar Frame Regulator 23491 with 1245C Nos. 39910 to 39912, for 39913
39910	17938	Bed Frame with two each 16555, 19398, four each 84E, 24106, six 14010 and four wood screws 1-1/4 in., No. 12
39911	17938	Bed Frame Splash Guard with 201655X
39912	17938	" " " " Hinge
39913	17938	Bed Frame Splash Guard complete, Nos. 39910, 39911, two 39912 and eight 200574E
39921	17933	Thread (lower) Cutting Lever Extension
39924	17929	Feed Hand Ratchet Wheel with 460AL
39928	17889	Needle Bar Frame Connection 39622 with 78C and 1226E
39927	17931	Pulley 40024 with 40025
39966	17889	Needle Bar Frame Cam and Bevel Gear
39967	17931	" " " Driving Bevel Pinion with two 453AL
39969	17892	Shuttle Race Back, for 249929
39988	17932	Stop Cam Interlocking Rod Guide Washer (rawhide)
39994	17929	Feed Hand Ratchet Lever, for 39997
39995	17929	" " " " Pawl Body, for 39996
39996	17929	Feed Hand Ratchet Lever Pawl complete, Nos. 207E, 39523, 39995 and two 1049E, for 39997
39997	17929	Feed Hand Ratchet Lever complete, Nos. 90D, 13218, 39994 and 39996
40003	17936	Clamp Arm Bracket Guide (left)
40004	17936	" " " " (right)
40006	17929	" Carrier Block with 40007 and four 404D
40007	17929	" " " Plate, for 40006
40015	17933	" Lifting Arm Connection
40016	17933	" " " " Roller and Screw Stud Bracket
40017	17933	Clamp Lifting Arm Stop
40019	17933	" " " " Pitman
40020	17936	" Plate
40024	17931	Pulley (tight), for 39927
40025	17931	" " Pin, for 39927
40033	17933	Tension (side of arm) Releaser Arm with 50128E
40034	17896	Tension (side of arm) Releaser Shaft Crank
40035	17935	Thread (lower) Cutting Blade
40036	17935	" " " " Carrier with 40038
40037	17933	Thread (lower) Cutting Blade Carrier Lever



46 NUMERICAL LIST OF PARTS		
No.	Plate	Name
40038	17935	Thread (lower) Cutting Blade Carrier Stud, for 40036
40044	17937	Thread (upper) Cutting Blade Connecting Rod Collar with 237F
40045	17937	Thread (upper) Cutting Blade Connecting Rod Collar Washer (rawhide)
40047	17937	Thread (upper) Cutting Blade Connecting Rod Spring Collar with 646F
40049	17937	Thread (upper) Cutting Blade Shaft with 21699, for 39722
40050	17937	Thread (upper) Cutting Blade Shaft Crank with 906C, for 39722
40051	17933	Thread (upper) Cutting Lever with 641C
40052	17933	" " " " Lock Pin
40053	17933	" " " " " Spring
40054	17933	" " " " " Shaft
40057	17933	" " " " " Crank
		Latch
40058	17933	Thread (upper) Cutting Lever Shaft Crank Latch Spring
40059	17933	Thread (upper) Cutting Lever Shaft Crank Latch Stop Pin, for 39612
40060	17933	Thread (upper) Cutting Lever Spring
40067	17933	" " " " " Shaft Bracket
41336	17897	Bobbin Winder Tension Bracket complete, Nos. 5989, 10145 and 27920, for 27921
41401	17934	Machine Rest Pin (wood)
41828	17897	Bobbin Winder Spindle Collar Pin, for 27538
46709	18261	Treadle Bolt 51074R with 23250 and 67425, for 228757
50088C	17883	Feed Wheel Driving Lever Pitman Ball Joint Screw, for 249561
50128E	17933	Tension (side of arm) Releaser Arm Set Screw, for 40033
50356D	17897	Bobbin Winder Frame Hinge Screw, for 27923
50581R	18261	Treadle Extension Screw, for 14376 and 228757
50615D	17930	Knife Bar Stop Retainer Plate Screw
51074R	18261	Treadle Bolt, for 46709
58384	17932	Starting Lever Screw Center 564C with 1508E
60913	13537	Thread Unwinder Spool Weight with 60914
60914	13537	Thread Unwinder Spool Weight Center Pin, for 60913
67425	18261	Treadle Bolt Lock Washer, for 46709
*120088	-----	Screw Driver Blade, for 26026
*120090	-----	Screw Driver Handle, for 26026
*120092	-----	Screw Driver Blade, for 26485
*120094	-----	Screw Driver Handle, for 26485
120346	17934	Oiler (copper plated) with 120347
120347	17934	Oiler Spout (8-1/2 in. long) for 120346
126910	17903	Belt Idler Pulley Bracket Shaft, for 228328
130901	-----	Table Belt Guide Pulley Shaft Oil Wick, for 39708
140219C	17903	Knee Starting Rock Shaft Stop Dog Set Screw, for 2770
150203	13537	Thread Unwinder Spool Rest Cushion (felt) for 228776
150668	17903	Knee Starting Rock Shaft Knee Plate Pad (rubber) for 228339

NUMERICAL LIST OF PARTS 47		
No.	Plate	Name
200165X	17904	Knife Grinder Knife Holder Indicator Screw, for 39898
200386C	17904	Knife Grinder Knife Holder Slide Bracket Set Screw, for 39892
200403C	17904	Knife Grinder Emery Wheel Driving Shaft Pulley Set Screw, for 206963
200574E	17938	Bed Frame Splash Guard Hinge Screw, for 39913
200577XC	17904	Knife Grinder Knife Holder Slide Bracket Adjusting Screw Slide Plate Screw, for 39898
200584D	17931	Pulley (loose) Grease Retaining Screw, for 249538
201052C	17904	Knife Grinder Knife Holder Slide Bracket Shaft Collar Set Screw, for 206232
201254C	13537	Thread Unwinder Spool Rest Set Screw, for 228766
201298C	17904	Knife Grinder Knife Holder Slide Bracket Adjusting Screw, for 39898
201510D	17904	Knife Grinder Emery Wheel Driving Shaft Nut, for 39898
201655X	17938	Bed Frame Splash Guard Locking Screw Wing Nut, for 39911
201724A	17883	Feed Wheel Driving Lever Regulating Stud Thumb Nut, for 249560
201897	17883	Feed Wheel Driving Clutch Roller, for 249562
202277	17891	Feed Connecting Rod (upper) Oil Packing (wick), for 23408
202330	17931	Stop Cam Oil Packing (wick), for 39628
203094	17904	Knife Grinder Knife Holder Indicator Position Pin, for 39898
203100	17903	Belt Idler Pulley Shaft Oil Packing (wick), for 228326
204101	17904	Knife Grinder Emery Wheel Driving Shaft Nut Washer, for 39898
204264	17904	Knife Grinder Knife Holding Spring Bracket Position Pin, for 39898
204264	17904	Knife Grinder Knife Holding Spring Position Pin, for 39898
206232	17904	Knife Grinder Knife Holder Slide Bracket Shaft Collar with 201052C, for 39898
206963	17904	Knife Grinder Emery Wheel Driving Shaft Pulley with two 200403C, for 39898
206969	17904	Knife Grinder Emery Wheel Washer (paper) for 39898
213949	17889	Barring Lever Catch Spring Screw Washer
225390	13537	Thread Unwinder Thread Cone Holder
228320	17903	Bed Frame Cushion (felt), for 228355 and 228496
228321	17903	Belt Idler Belt Guide with 361C, for 228328
228323	17903	Belt Idler Pulley Bracket with three 355C, for 228328
228324	17903	Belt Idler Pulley Bracket Shaft Hanger with two 355C and three wood screws 1 in., No. 12, for 228328
228326	17903	Belt Idler Pulley Shaft with 858AL and 203100, for 228328
228327	17903	Belt Idler Pulley Washer (rawhide), for 228328
228328	17903	Nos. 228328 to 228331, for 228355
		Belt Idler complete, Nos. 126910, 228324 two each 228321, 228323, 228326, 228481, four 228327 and Form A1127

## NUMERICAL LIST OF PARTS

No.	Plate	Name
228329	17903	Clamp Lifting Chain, 3/4 in. long with 39575 and 39576 (for left hand machine)
228330	17903	Clamp Lifting Chain, 46 in. long with 39575 and 39576 (for right hand machine) also for 228496
228331	17903	Front Plank Extension with two wood screws 2-1/2 in., No. 14
228332	17903	Knee Starting Rock Shaft Connecting Rod, for 228339
228333	17903	Knee Starting Rock Shaft Connection Cushion Spring, for 228335
228333	18261	Starting Chain Cushion Spring, for 228349
228334	17903	Knee Starting Rock Shaft Connection Spring, for 228335
228335	17903	Knee Starting Rock Shaft Connection complete Nos. 39575, 39576, 228333 and 228334, for 228339
228337	17903	Knee Starting Rock Shaft Position Spring, for 228339
228338	17903	Knee Starting Rock Shaft Position Spring Adjusting Collar with 454ALX, for 228339
228339	17903	Knee Starting Rock Shaft complete, Nos. 2770, 6336, 6337, 39810, 150668, 228332, 228335, 228337, 228338 and two 21327, for 228355
228347	18261	Starting Chain (lower), 10-1/2 in. long, for 228349
228348	18261	Starting Chain (upper), 15-1/2 in. long, for 228349
228349	18261	Starting Chain complete, Nos. 228333 228347, 228348, two each 39575 and 39576, for 228496
228355	17903	Driving Equipment, less shaft pulley (for machines set in pairs) complete, Nos. 228329 to 228331, 228495, 236850, 250408, two each 14376, 23551, 228328, 228339, eight 228320 and two blue prints
228481	17903	Belt Idler Pulley with 228482, for 228328
228482	17903	Belt Idler Pulley Bushing (bronze, oilless bearing) for 228481
228494	17903	Clamp Lifting Chain Guide Pulley (small) for 228495
228494	18261	Starting Chain Guide Pulley (small) for 228495
228495	17903	Clamp Lifting Chain Guide Pulley Bracket (small) complete, Nos. 1064D, 228494, 236849 and two wood screws 1-1/4 in., No. 12, R. H. B., for 228355
228495	18261	Starting Chain Guide Pulley Bracket (small) complete, Nos. 1064D, 228494, 236849 and two wood screws 1-1/4 in., No. 12, R. H. B., for 228496
228496	18261	Driving Equipment complete, for Motor Drive (without use of belt idlers) for use with Table 205295 and Stand No. 46998, Nos. 228330, 228349, 228495, 228500, 250408, two each 23551, 228757, three 236850 and four 228320
228500	18261	Table Extension with two wood screws 2-1/2 in., No. 12, for 228496
228757	18261	Treadle complete, Nos. 2718R, 14372 to 14375, 17881, 50581R and two 46709, for 228496

## NUMERICAL LIST OF PARTS


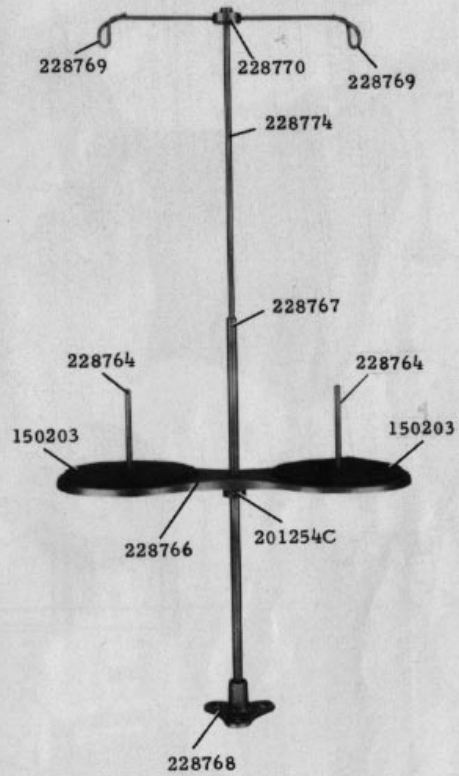
No.	Plate	Name
228764	13537	Thread Unwinder Spool Pin, for 228776
		Nos. 228766 to 228770, for 228776
228766	13537	Thread Unwinder Spool Rest (for two spools) (flat) with 201254C
228767	13537	Thread Unwinder Spool Rest Rod
228768	13537	Thread Unwinder Spool Stand
228769	13537	Thread Unwinder Thread Guide
228770	13537	Thread Unwinder Thread Guide Holder (for one or two guides)
228774	13537	Thread Unwinder Thread Guide Rod
228776	13537	Thread Unwinder (for two spools) complete, Nos. 228766 to 228768, 228770, 228774, two each 150203, 228764, 228769 and three wood screws 7/8 in., No. 12
232600	17929	Feed Hand Ratchet Lever Collar with two 453AL
232982	17903	Machine Rest Cushion (leather), for 250408
236849	17903	Clamp Lifting Chain Guide Pulley Bracket, for 228495 and 236850
236849	18261	Starting Chain Guide Pulley (small) Bracket, for 228495 and 236850
236850	18261	Clamp Lifting Chain Guide Pulley Bracket (large) complete, Nos. 1064D, 39571, 236849 and two wood screws 1-1/4 in., No. 12, R. H. B., for 228355
236850	17903	Clamp Lifting Chain Guide Pulley Bracket (large) complete, Nos. 1064D, 39571, 236849 and two wood screws 1-1/4 in., No. 12, R. H. B., for 228496
236850	18261	Starting Chain Guide Pulley Bracket (large) complete, Nos. 1064D, 39571, 236849 and two wood screws 1-1/4 in., No. 12, R. H. B., for 228496
*249538	-----	Pulley (loose) with 200584D, for 249540
249539	17931	Pulley (loose) Bushing, for 249540
249540	17931	Pulley (loose, ball bearing) complete, Nos. 249538, 249539 and 249891
249541	17931	Pulley (tight) Counterbalance, for 249543
249542	17931	Pulley (tight) Counterbalance Rivet, for 249543
249543	17931	Stop Cam Spring Cover with 249541, two each 9780 and 249542
249544	17930	Knife Bar Stop
249545	17930	Knife Bar Stop Retainer Plate
249546	17892	Shuttle Bobbin Case Position Plate, for 249929
249549	17883	Feed Wheel Roller Carrier, for 249562
249550	17883	Feed Wheel Roller Carrier Oiling Felt, for 249562
249555	17883	Feed Wheel Clutch Disc, for 249562
249556	17883	Nos. 249556 to 249559, for 249560
249557	17883	Feed Wheel Clutch Disc Locking Plate with 350415C
249558	17883	Feed Wheel Driving Lever Plate
249559	17883	Feed Wheel Driving Lever Washer (felt)
249560	17883	Feed Wheel Retaining Clutch
	-----	Feed Wheel Clutch (positive) complete, for machines equipped with spring clutch, Nos. 52C, 201724A, 249556 to 249559, 249561, 249562, 249820 and Form 2461W
249561	-----	Feed Wheel Driving Lever Pitman with 23429, 50088C and two 196E, for 249560

## NUMERICAL LIST OF PARTS

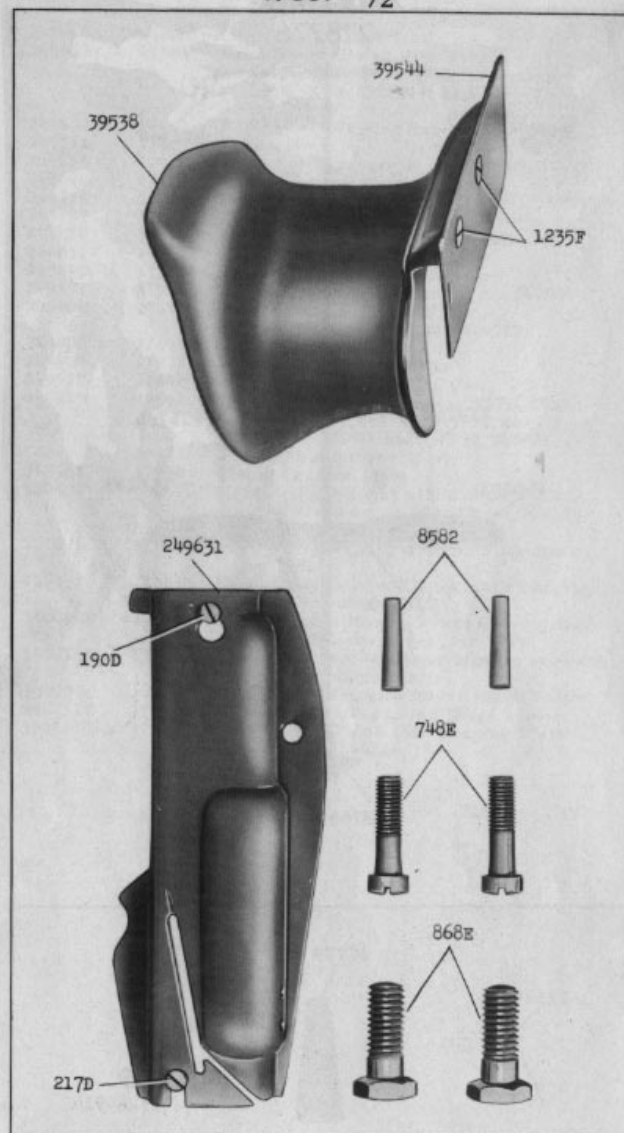
No.	Plate	Name
249562	17883	Feed Wheel Clutch Disc 249555 with 249549, 249550, 249589 three each 185X, 201897, 255096 and 255097, for 249560
249589	17883	Feed Wheel Driving Lever, for 249562
249631	17881	Face Plate
249656	17930	Knife Bar Disengaging Lever with 1242E
249692	17896	Thread (upper) Guide
249734	17902	Guide, for shirt bands
249737	17930	Knife Bar Spring
249820	17934	Wrench, for 249560 and 350415C
249831	17933	Thread (lower) Cutting Blade
249845	17935	Thread (lower) Pull-off Finger
249891	17931	Pulley (loose) Ball Bearing, for 249540
249924	17892	Shuttle Race, for 249929 Nos. 249926 to 249928, for 249929
249926	17892	Shuttle Race Plate
249927	17892	Shuttle Race Position Pin
249928	17892	Shuttle Race Oil Packing (felt)
249929	17892	Shuttle Race complete, Nos. 907E, 2533, 7326, 39969, 249546, 249924, 249926, two each 399D, 662D, 2532, 249927, 249928 and three 203E
249959	17936	Clamp Carrier Plate
250408	18261	Machine Rest (high) with 232982 and two wood screws 1 in., No. 12, for 228354 and 228355
255096	17883	Feed Wheel Driving Clutch Roller Spring, for 249562
255097	17883	Feed Wheel Driving Clutch Roller Spring Guide, for 259562
350068E	17904	Knife Grinder Emery Wheel Driving Shaft Oil Hole Cover Screw, for 39898
350076C	17929	Clamp Carrier Regulator Stud (to regulate length of buttonhole)
350237C	17883	Feed Wheel Tripping Lever Hinge Screw
350281C	17930	Knife Bar Driving Lever Hinge Screw
350415C	17883	Feed Wheel Clutch Disc Locking Plate Screw, for 249556

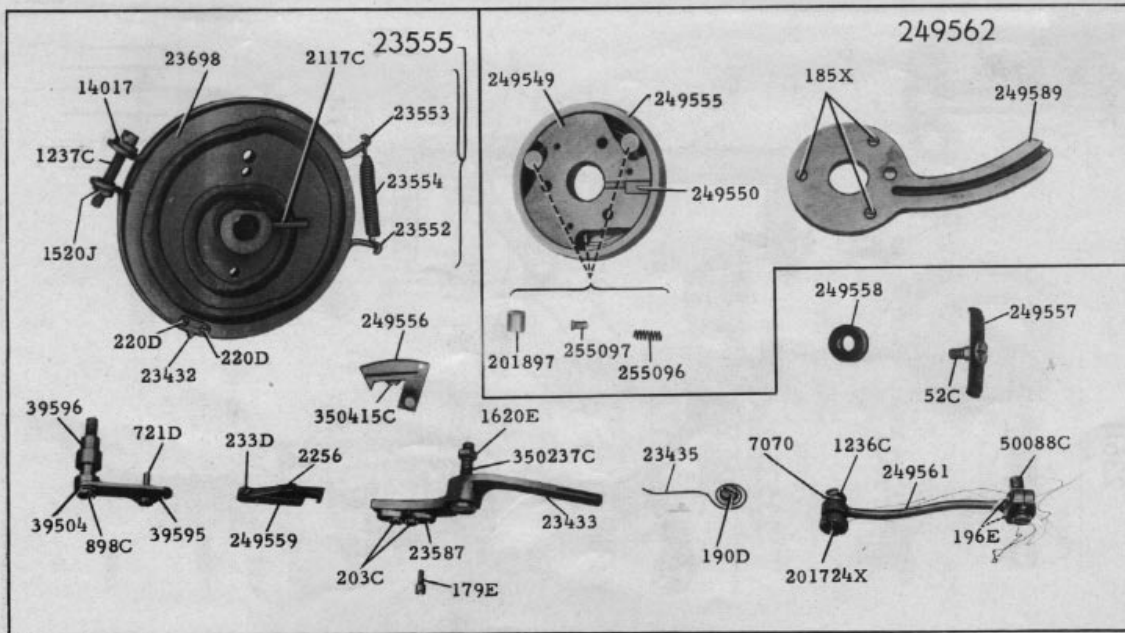
13537 - 1/6

228776



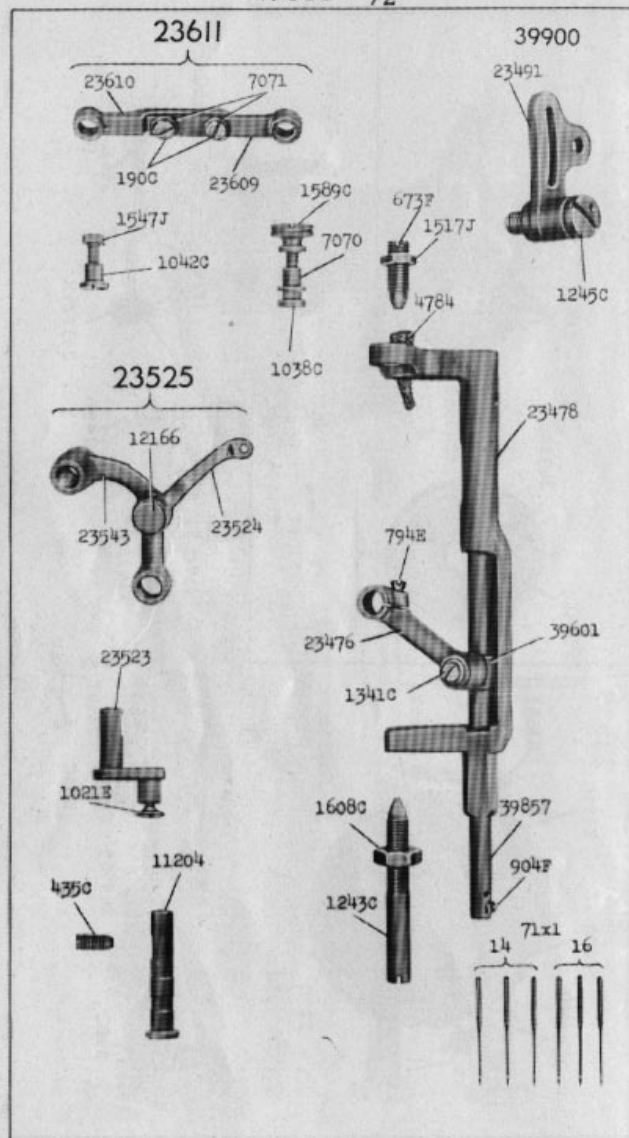
17881 - 1/2



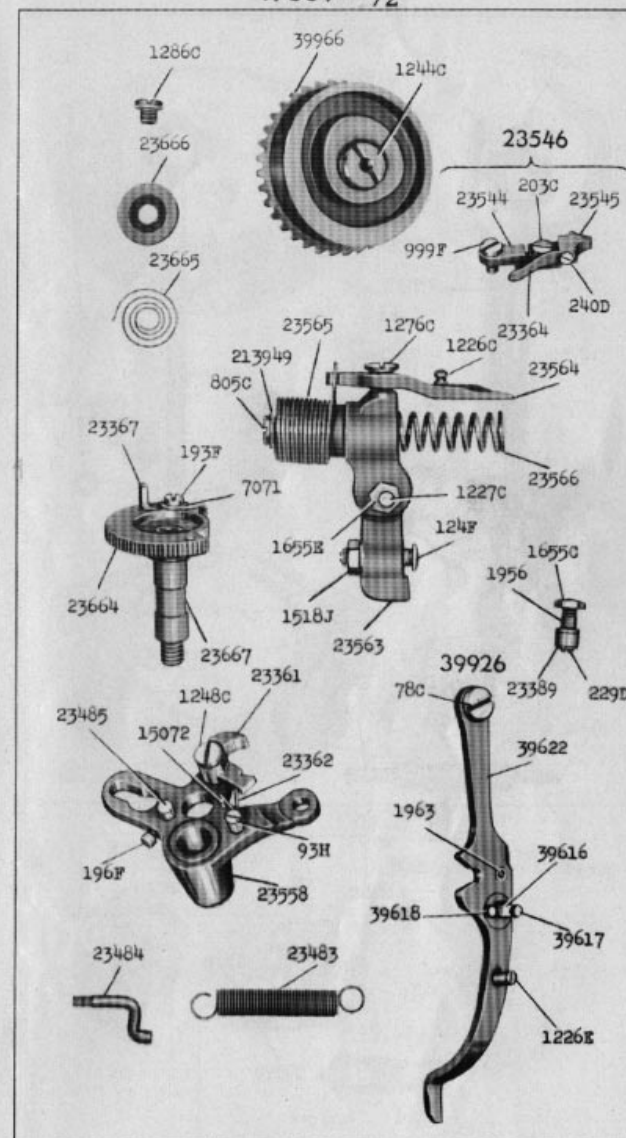


17883 - 1/3

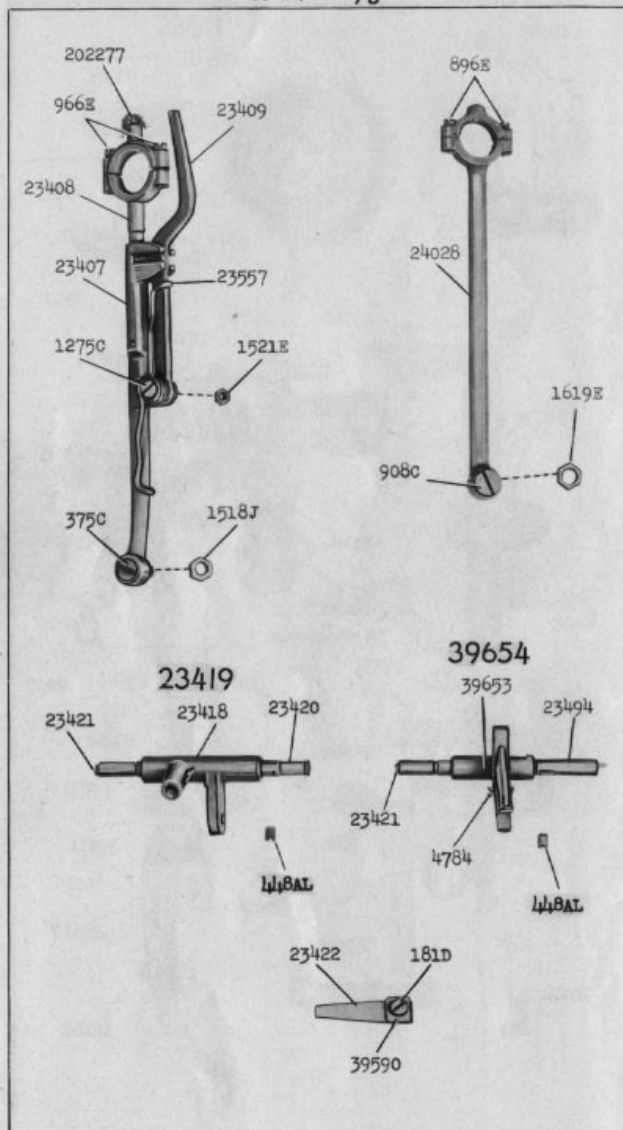
17888 - 1/2



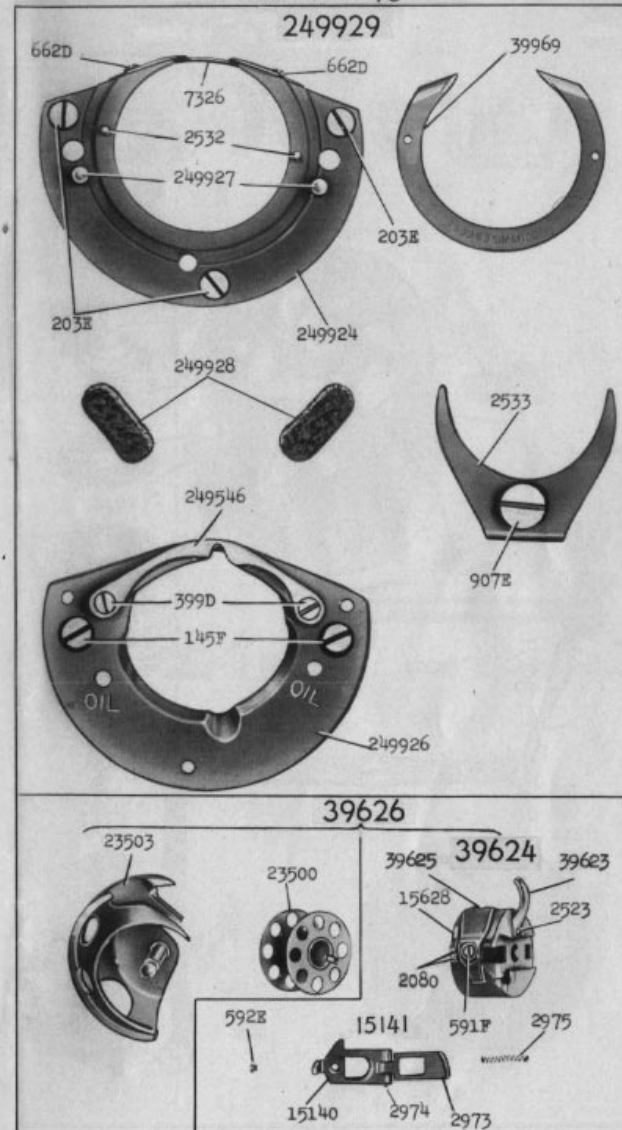
17889 - 1/2



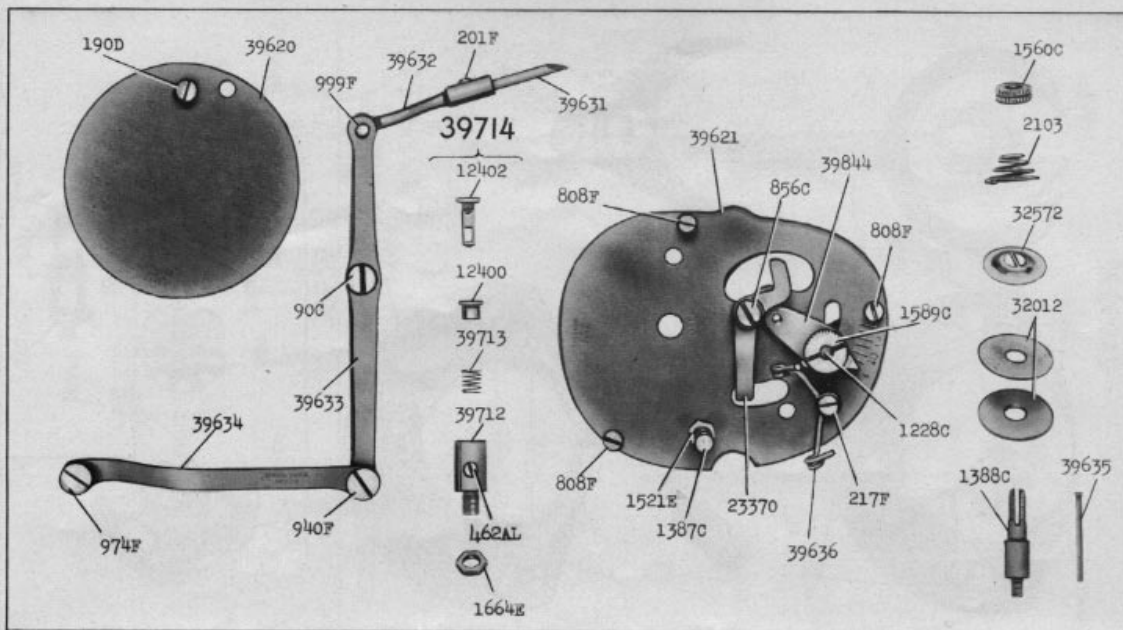
17891 - 1/3



17892 - 2/3

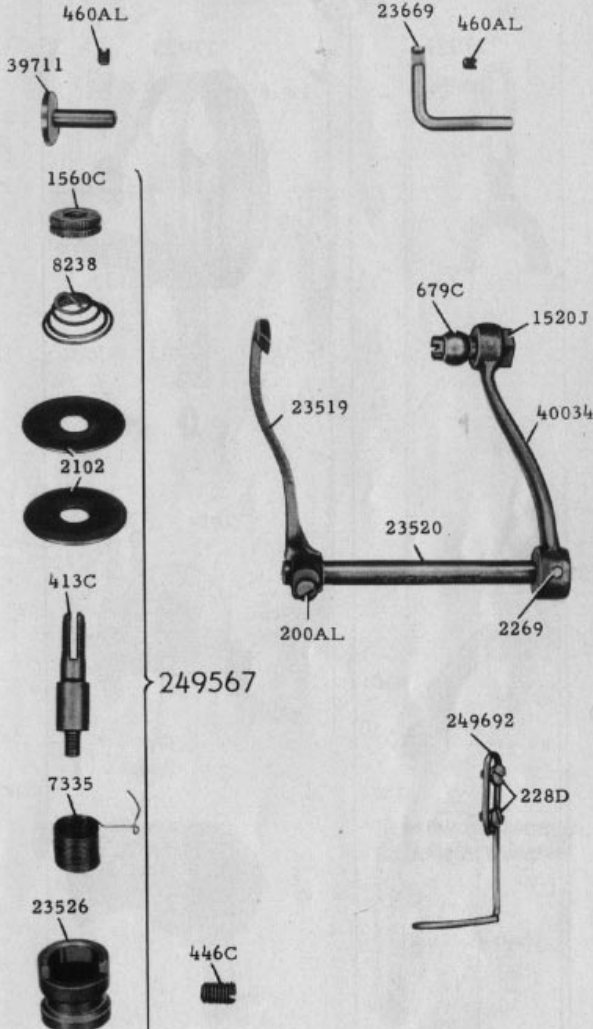






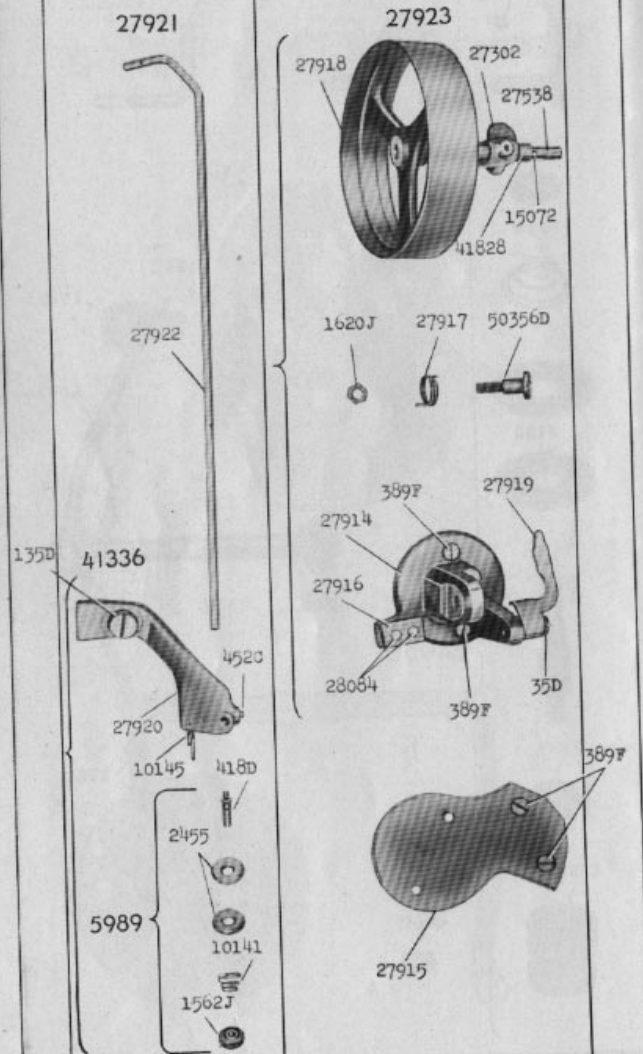
17895 - 1/2

17896 - 2/3

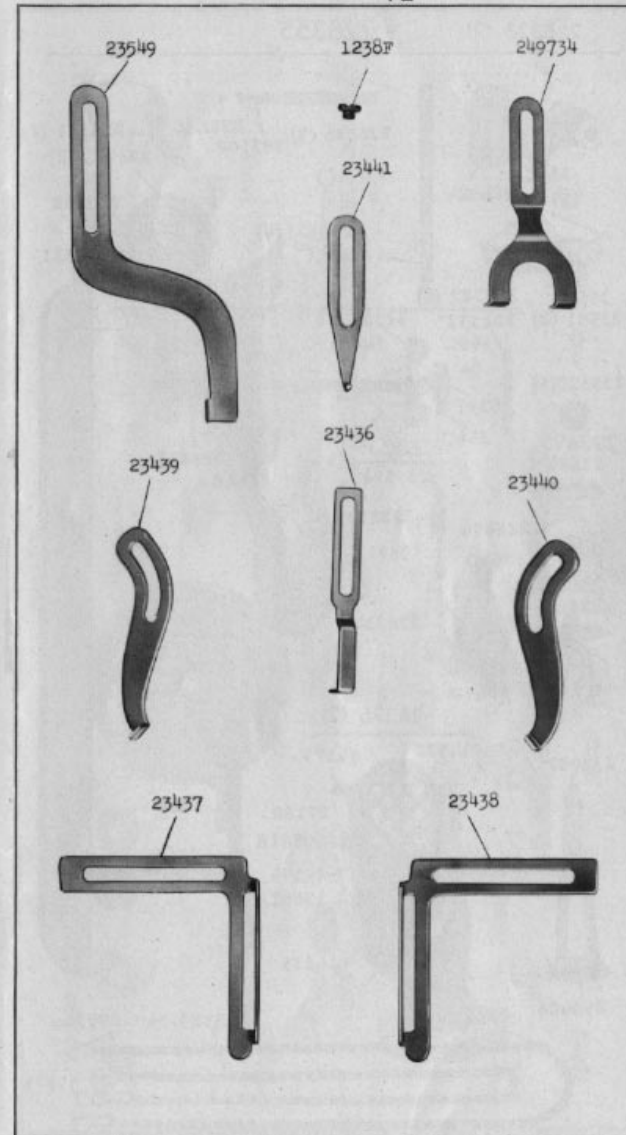


17897 - 1/3

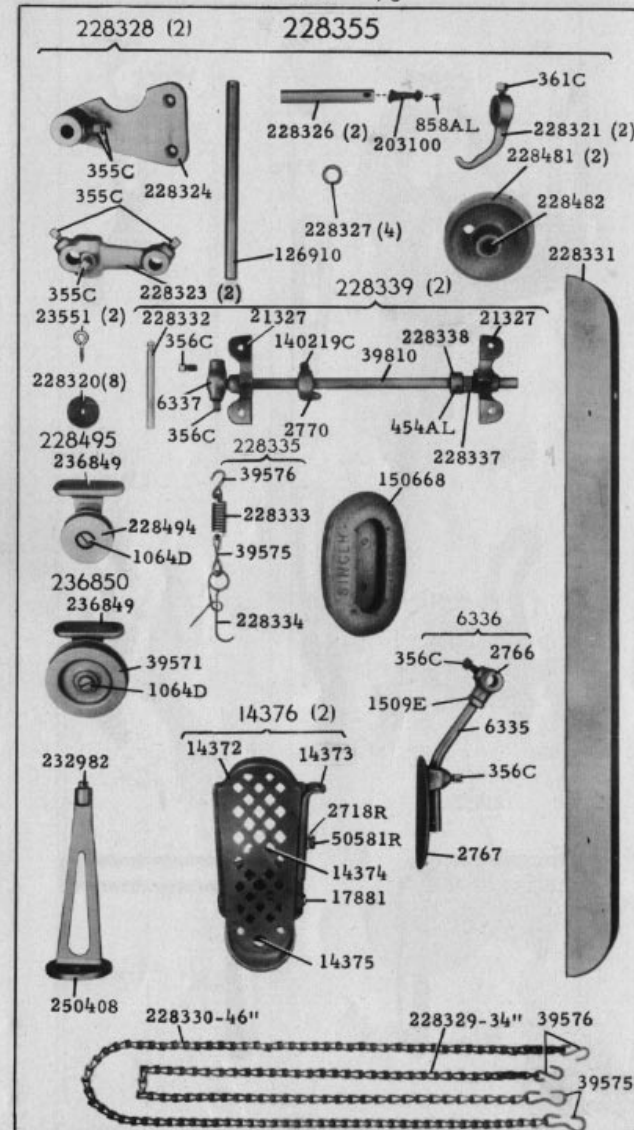
27924

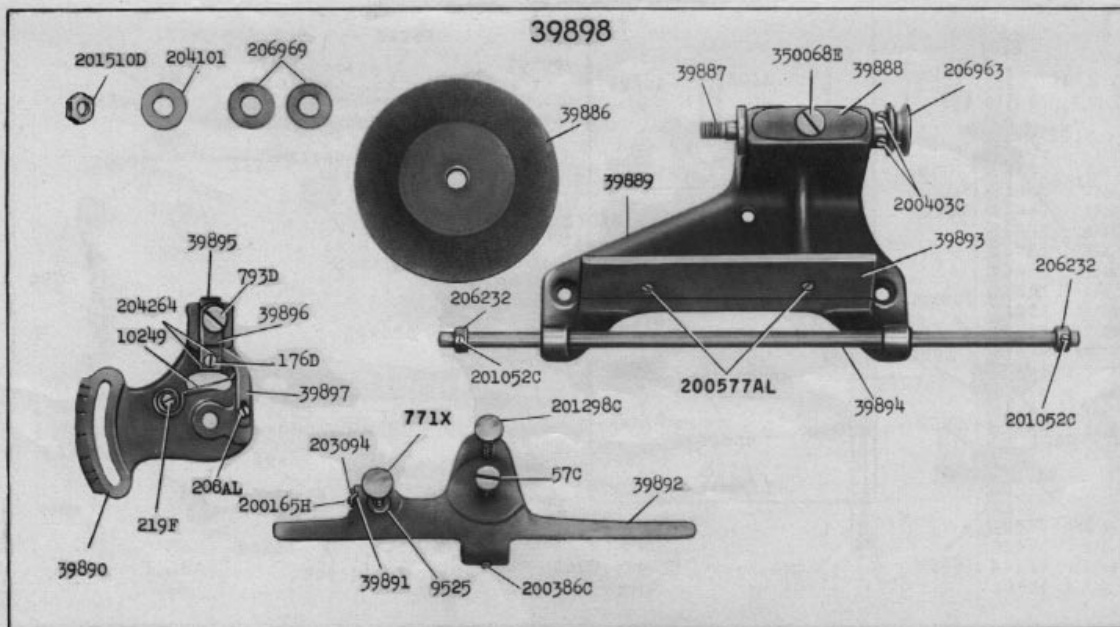


17902 - 1/2

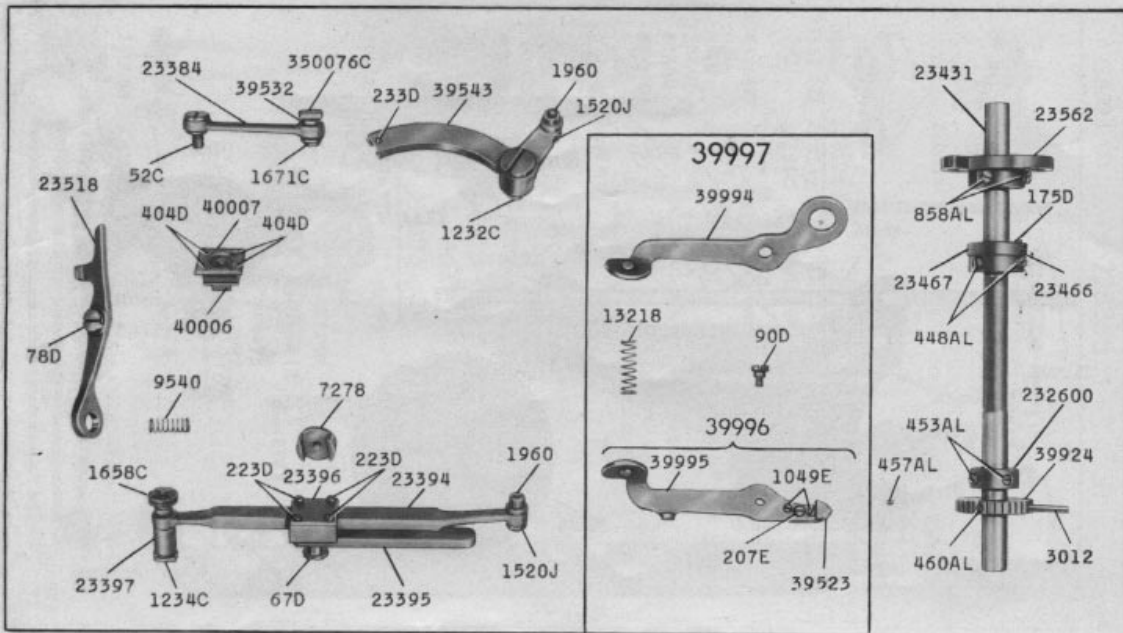


17903 - 1/6

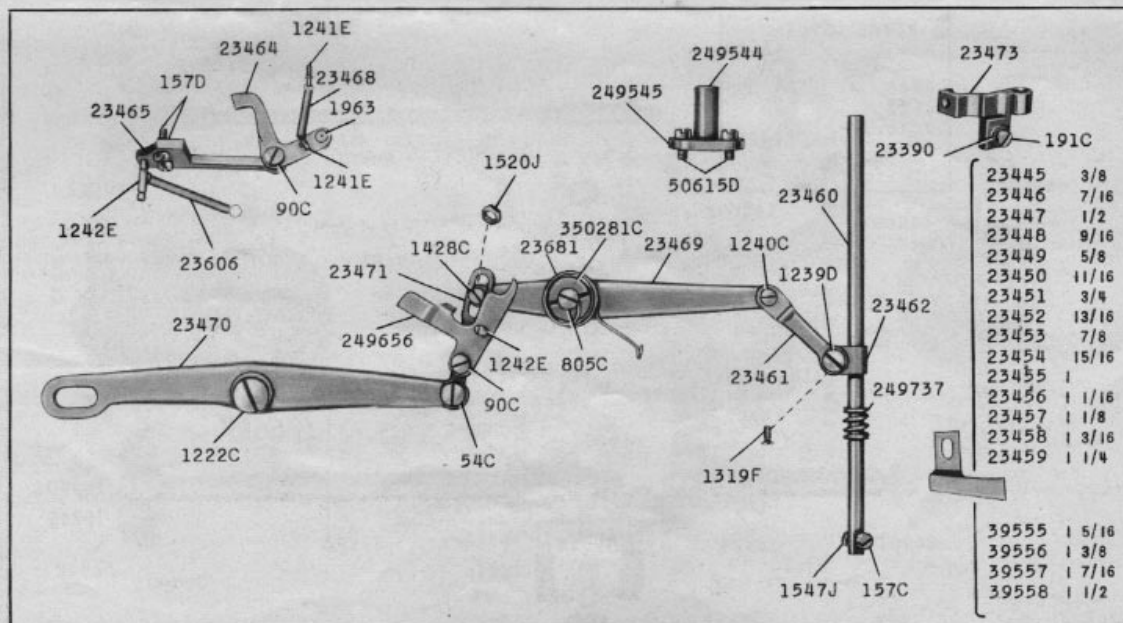




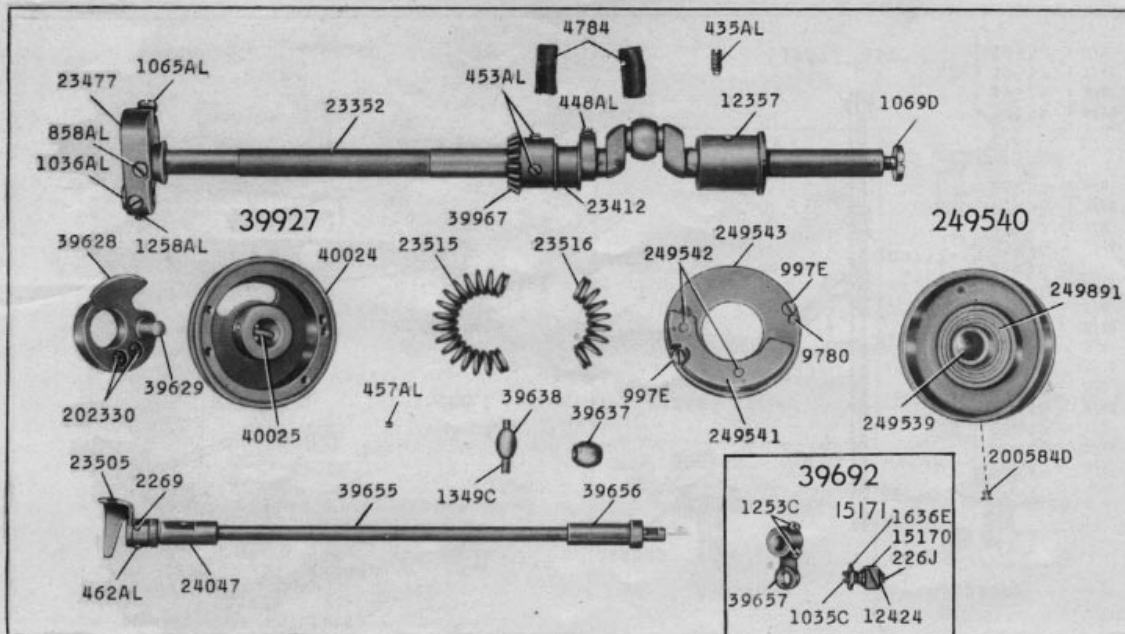
17904 - 1/3



17929 - 1/3



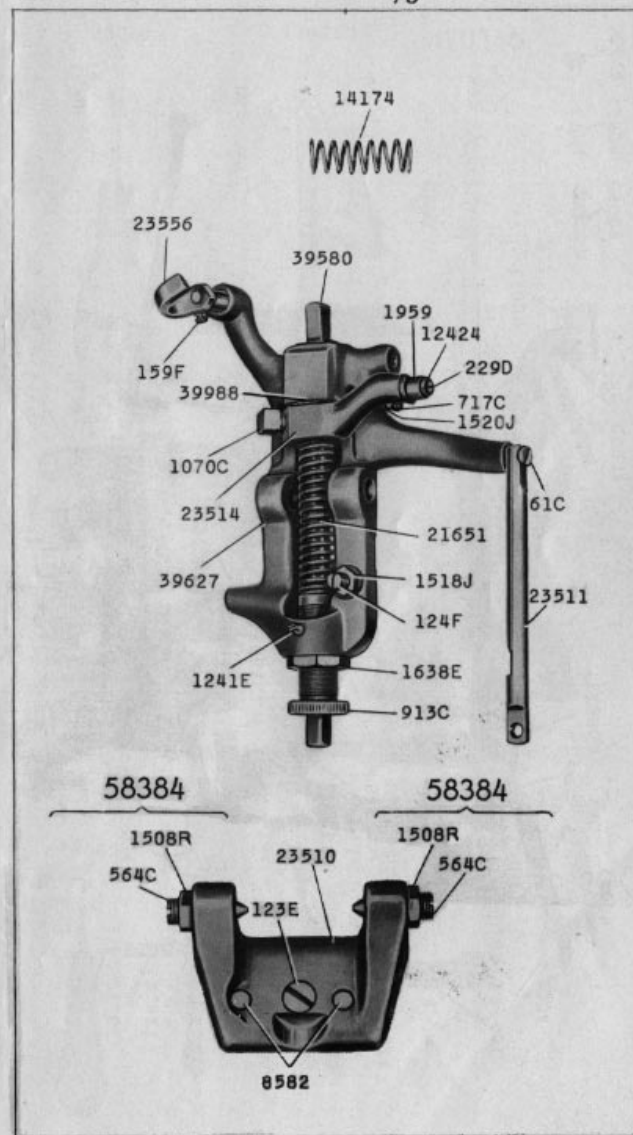
17930 - 1/3



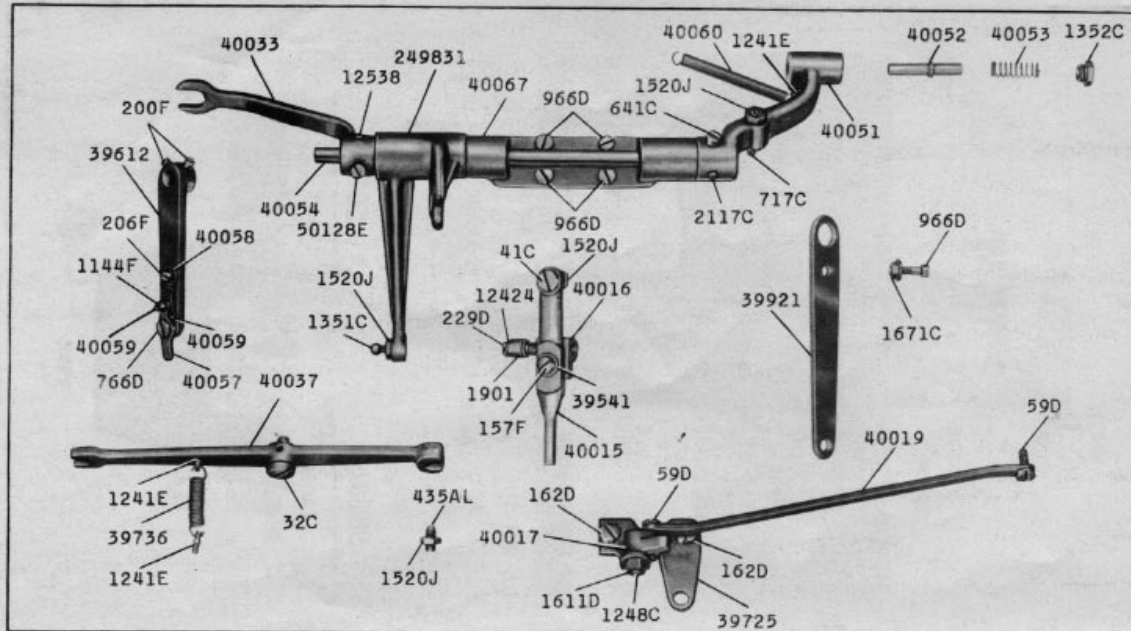
17931 - 1/3



17932 - 1/3









17933 - 1/3

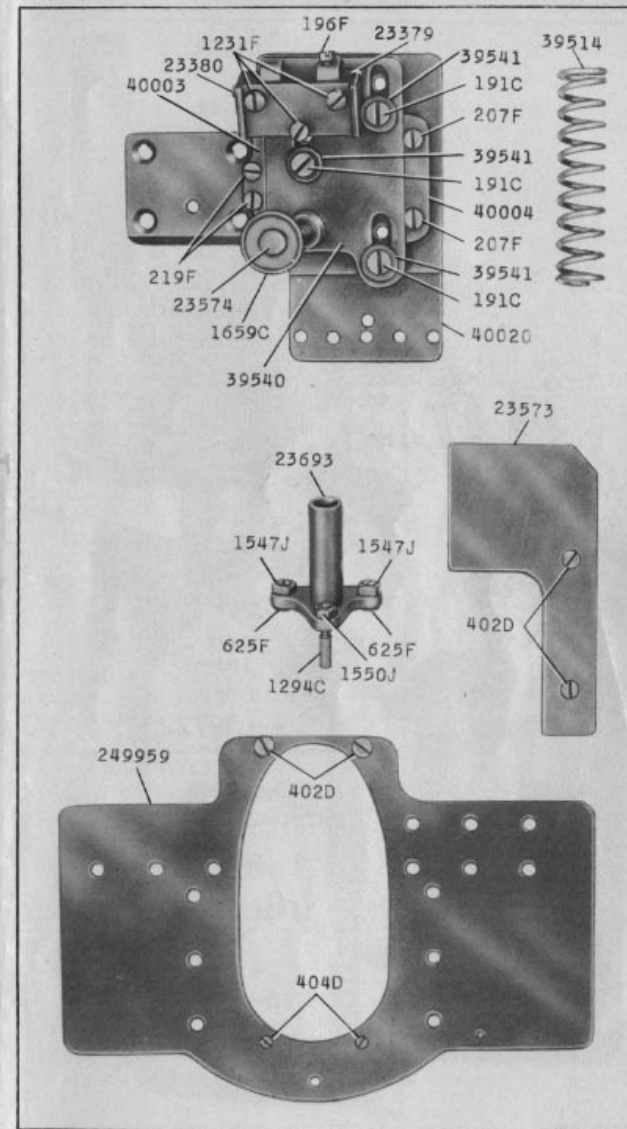
17934 - 1/2



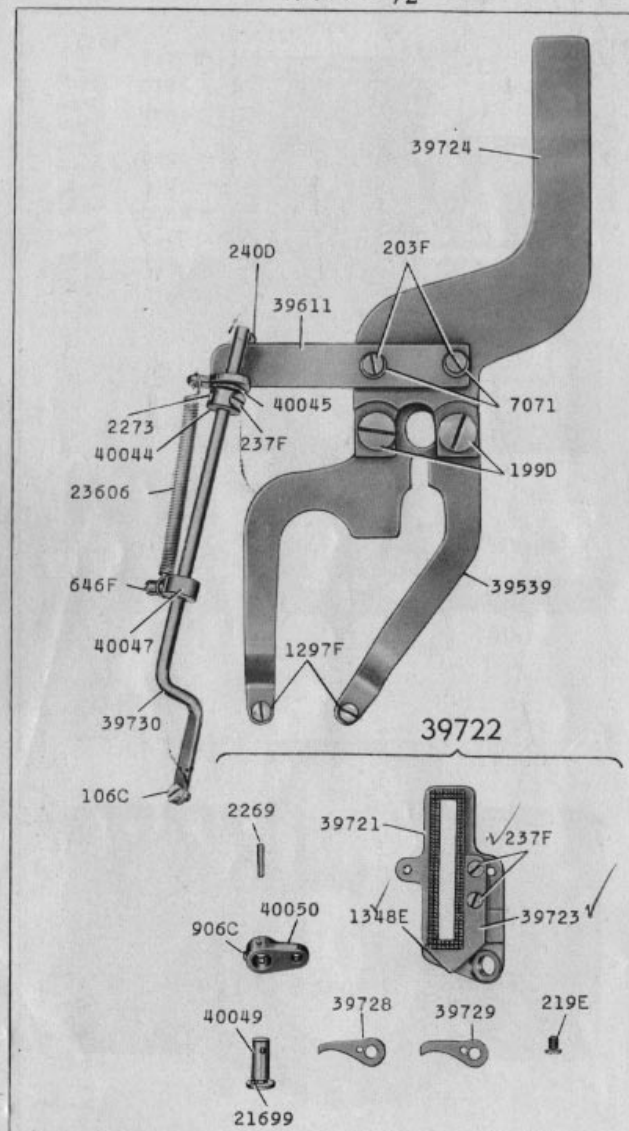
17935 - 1/2



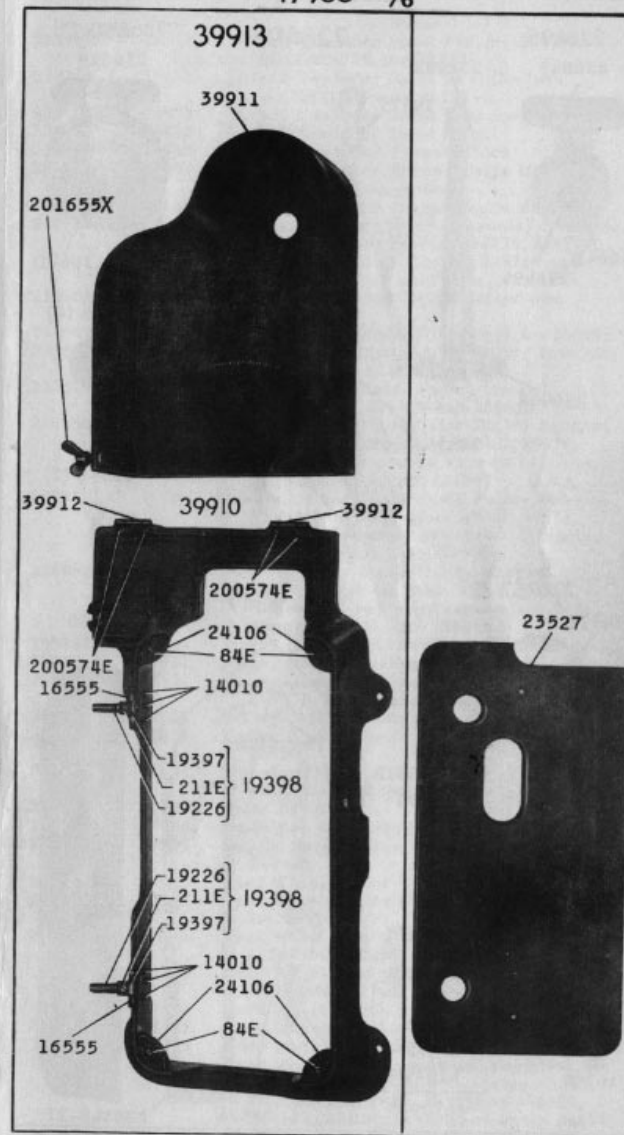
17936 - 1/2



17937 - 1/2



17938 - 1/6



18261 - 1/4

