

Singer 71-31

Form 1583w, Revised

(838)

Printed in U. S. A.

LIST OF PARTS



MACHINE No. 71-31

THE SINGER MANUFACTURING COMPANY

Copyright, U. S. A., 1938
by The Singer Manufacturing Co.
All Rights Reserved for all Countries

INDEX

	Page
Accessories	21
Bobbin Winder	21
Clamp Parts	25
Driving Equipment	25
Guides	24
Iron Base	22
Knife Grinder	28
Knives	24
Machine No.71-31	5
Miscellaneous Parts	29
Numerical List of Parts	31
Obsolete Parts	29
Table Belt Guide	23
Threadx Unwinder	23
Treadle	24

INSTRUCTIONS FOR ORDERING

In ordering from this list, use ONLY the part NUMBER in the FIRST column.

The number stamped on a Sewing Machine Part is in every case the number of the single part only.

Every combination of parts sent out as such has its specific number, which, although not stamped on the parts, must be used when ordering the combination.

Each number always indicates the SAME PART in whatever list it appears, or for whatever machine.

The letters after some of the numbers indicate the style of finish only, as follows:

- A-Hardened, Polished, Nickel Plated and Buffed
- A.A-Buffed and Chromium Plated
- A.B-Hardened, Polished, Buffed and Chromium Plated
- B-Polished, Nickel Plated and Buffed
- C-Hardened Only
- C.R-Hardened and Merlized
- D-Polished Only
- E-Soft, Not Polished
- F-Hardened and Polished
- F.J-Hardened, Polished and Nickel Plated
- G-Bright Rumbled and Nickel Plated
- H-Blued
- J-Nickel Plated Only
- K-Hardened and Nickel Plated
- L-Brass Plated
- M-Oxidized
- N-Japanned, Dull
- P-Japanned, Bright
- P.P-Wrinkle Finish
- R-Merlized
- S-Cadmium Plated
- T-Copper Plated
- T.A-Hardened, Polished, Copper and Nickel Plated and Buffed
- T.B-Copper and Nickel Plated and Polished
- T.J-Copper and Nickel Plated Only
- T.K-Hardened, Copper and Nickel Plated
- T.L-Copper and Brass Plated
- T.M-Copper Plated and Oxidized
- U-Zinc Plated
- V-Silver Plated
- W-Polished and Nickel Plated
- X-Black Oxide, for Iron and Steel
- X.C-Hardened and Black Oxide, for Iron or Steel
- Y-Black Nickel Plated Only
- Z-Chromium Plated
- Z.A-Hardened, Polished, Nickel Plated, Buffed and Chromium Plated
- Z.B-Polished, Nickel Plated, Buffed and Chromium Plated
- Z.C-Hardened and Chromium Plated
- Z.D-Polished and Chromium Plated
- Z.G-Bright Rumbled, Nickel Plated, Bright Rumbled and Chromium Plated
- Z.J-Nickel and Chromium Plated
- Z.T-Copper and Chromium Plated

These letters MUST BE USED when they appear in the list; and AFTER the number as in the list.

In this series:

1 to 1500, 50001 to 51500 and 140001 to 142000

are Screw Numbers

1501 to 1800 and 51501 to 51800 are Nut Numbers

1801 to 2000 and 51901 to 52000 are Roller Numbers

2001 to 50000 and 52001 to 140000 and 142001 to

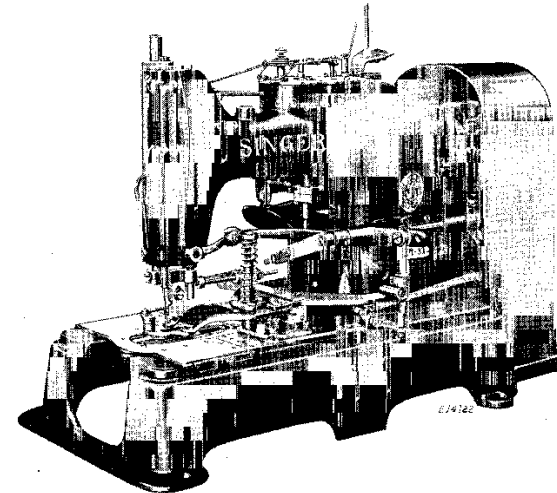
190000 are Sewing Machine Parts, 190001 and upward

are numbers of Electrical Parts.

The figures in the second column refer only to the plates, illustrating the parts, and are NOT TO BE USED in ordering.

Parts marked with an asterisk (*) are furnished only when repairs are made at factory.

LIST OF PARTS COMPLETE FOR



MACHINE No. 71-31

Makes Purl Stitch, Long Barred Ends, Knives from
3/8 to 3/4 in. long, Cuts Both Threads and
the Hole Automatically After Stitching.

No.	Plate	Name
*39602	-----	Arm with 24081
8582	17881	" Dowel Pin (2)
748E	17881	" Screw (back) (2)
868E	17881	" " (front) (2)
23352	17890	" Shaft
*24081	-----	" " Bushing (front)
12357	17890	" " Flanged Bushing (back)
435C	17890	" " " " " Set Screw
4784	17890	" " Oil Pad (2)
1069D	17890	" " Screw
39620	17895	" Side Cover
190D	17895	" " " Screw
39621	17895	" Top Cover
808F	17895	" " " Screw (3)
23562	17882	Barring Cam with two 858C
858C	17882	" " Set Screw
39844	17895	" Indicator
1228C	17895	" " Stud

No.	Plate	Name
1589C	17895	Barring Indicator Stud Thumb Nut
23563	17907	" Lever
23564	17907	" " Catch with 1226C
1276C	17907	" " " Hinge Screw
1226C	17907	" " " Position Stud
23565	17907	" " " Spring
805C	17907	" " " " Screw
213949	17907	" " " " Washer
39616	17907	" " " Stud
39617	17907	" " " Rivet (long)
39618	17907	" " " " (short)
1227C	17907	" " " Hinge Screw
1655E	17907	" " " " Nut
23566	17907	" " " Spring
124F	17907	" " " Stop Screw
1518J	17907	" " " " Nut
23361	17907	" Ratchet Pawl
1248C	17907	" " " Hinge Screw
23362	17907	" " " Spring
93H	17907	" " " " Screw
15072	17907	" " " " Stop Pin
23544	17907	" " " Retaining Pawl (hinge screw end)
23545	17907	Barring Ratchet Retaining Pawl (wheel end)
203C	17907	Barring Ratchet Retaining Pawl Adjusting Screw
23546	17907	Barring Ratchet Retaining Pawl (adjustable) complete, Nos. 203C, 23544 and 23545
999F	17907	Barring Ratchet Retaining Pawl Hinge Screw
23364	17907	Barring Ratchet Retaining Pawl Spring
240D	17907	" " " " " Screw
23664	17907	" " " Wheel
23665	17907	" " " Spring
1286C	17907	" " " " Screw
23666	17907	" " " " Washer
23367	17907	" " " Tripping Point
193F	17907	" " " " " Screw
7071	17907	" " " " " Washer
23370	17895	Barring Tripping Lever
856C	17895	" " " " Hinge Screw
*39603	-----	Bed
39538	17881	" Oil Guard
1235F	17881	" " " Screw (2)
389F	17897	Bobbin Winder Base Plate Screw
135D	17897	" " " Tension Bracket Screw
23567	17886	Clamp Arm

No.	Plate	Name
625F	17885	Clamp Arm Adjusting Screw (2)
1547J	17885	" " " " Nut (2)
39584	17885	" " " Bracket with 196F
40003	17885	" " " Guide (left)
219F	17885	" " " " Screw (2)
40004	17885	" " " " (right)
207F	17885	" " " " Screw (2)
191C	17885	" " " Screw (3)
39541	17885	" " " Washer (3)
23379	17885	" " Hinge Block
23380	17885	" " " Pin
196F	17885	" " " " Set Screw
1231F	17885	" " Screw (3)
40005	17884	" Carrier
40006	17882	" " Block with 40007 and four 404D
40007	17882	Clamp Carrier Block Plate
404D	17882	" " " " Screw
23384	17882	" " Connecting Rod
52C	17882	" " " " Hinge Screw
39591	17884	" " Guide (left)
756D	17884	" " " " Screw (long)
1345D	17884	" " " " (short)
39645	17884	" " " (right)
1230F	17884	" " " " Screw (2)
249753	17885	" " Plate
1231F	17885	" " " Screw (back) (2)
404D	17885	" " " (front) (2)
40010	17882	" " Regulator with 240D, 1960 and 39583
1232C	17882	Clamp Carrier Regulator Hinge Screw
1960	17882	" " " Roller and Screw
1520J	17882	Stud with 1520J
39544	17881	Clamp Carrier Regulator Roller and Screw
350076C	17882	Stud Nut
39544	17881	Clamp Carrier Regulator Slide
350076C	17882	" " " Stud (to regulate length of buttonhole)
1671C	17882	Clamp Carrier Regulator Stud Nut
39532	17882	" " " " Sleeve
39583	17882	" " " " Stop
240D	17882	" " " " Screw
39605	17884	" " Slide with 1345D, 39591 and two 756D
23392	17884	Clamp Carrier Slide Guide (left)
914F	17884	" " " " " Screw (2)
23393	17884	" " " " (right)
914F	17884	" " " " " Screw (2)
23394	17882	" " " Lever with 1960
23395	17882	" " " " Regulator

No.	Plate	Name
23396	17882	Clamp Carrier Slide Lever Regulator Cap
223D	17882	" " " " " "
		Screw (4)
67D	17882	Clamp Carrier Slide Lever Regulator Screw
1960	17882	Clamp Carrier Slide Lever Roller and Screw Stud with 1520J
1520J	17882	Clamp Carrier Slide Lever Roller and Screw Stud Nut
7278	17882	Clamp Carrier Slide Lever Socket Joint
1234C	17882	" " " Regulating Stud
23397	17882	" " " " " Bushing
1658C	17882	" " " " " Thumb Nut
1256D	17884	Clamp Carrier Slide Screw (2)
39606	17886	" Check with 39607, two each 237F and 1348E, for 3/8 to 3/4 in. buttonholes
39693	17886	Clamp Check complete, for 3/8 to 3/4 in. buttonholes, Nos. 219F, 2269, 39606, 39609 and 40048 to 40050
39639	17886	Clamp Check with 39607, two each 237F and 1348E, for 3/8 to 1 in. buttonholes
39694	17886	Clamp Check complete, for 3/8 to 1 in. buttonholes, Nos. 219F, 2269, 39609, 39639 and 40048 to 40050
1297F	17886	Clamp Check Screw (2)
39607	17886	" " Section and Cutting Plate
237F	17886	" " " " " "
		Screw
1348E	17886	Clamp Check Section and Cutting Plate Support Stud
40014	17886	Clamp Lifting Arm
40015	17894	" " " Connection
41C	17894	" " " " Hinge Screw
1520J	17894	" " " " " Nut
1901	17894	" " " " Roller and Screw Stud with 229D and 12424
40016	17894	Clamp Lifting Arm Connection Roller and Screw Stud Bracket
157F	17894	Clamp Lifting Arm Connection Roller and Screw Stud Bracket Screw
39541	17894	Clamp Lifting Arm Connection Roller and Screw Stud Bracket Screw Washer
229D	17894	Clamp Lifting Arm Connection Roller Cap Screw
12424	17894	Clamp Lifting Arm Connection Roller Cap Screw Washer
199D	17886	Clamp Lifting Arm Screw
40017	17894	" " " Stop
40018	17894	" " " Bracket

No.	Plate	Name
162D	17894	Clamp Lifting Arm Stop Bracket Screw (2)
1248C	17894	" " " " Hinge Screw
1611E	17894	" " " " " Nut
40019	17895	" " " " Pitman
59D	17894	" " " " Hinge Screw (2)
40020	17885	" Plate
1235F	17884	" " Screw (4)
23573	17885	" " Support
402D	17885	" " " Screw (2)
23574	17885	" Post
1659C	17885	" Pressure Regulating Thumb Nut
23404	17885	" Spring
23693	17885	" " Bushing
1294C	17885	" " " Position Stud
1550J	17885	" " " " Nut
24028	17891	Crank Connecting Rod with 24085 and two 896E
*24085	-----	Crank Connecting Rod Cap
896E	17891	" " " " Screw
908C	17891	" " " " Hinge Screw
1619E	17891	" " " " " Nut
249631	17881	Face Plate
217D	17881	" " " Screw (lower)
190D	17881	" " " (upper)
23407	17891	Feed Connecting Rod (lower)
375C	17891	" " " " Hinge Screw
1518J	17891	" " " " " Nut
23408	17891	" " " (upper) with 12204, 202277 and two 966E
*12204	-----	Feed Connecting Rod (upper) Cap
966E	17891	" " " " " Screw
202277	17891	" " " " Oil Packing (wick)
23409	17891	Feed Disengaging Lever
1275C	17891	" " " " Hinge Screw
1521E	17891	" " " " " Nut
23557	17891	" " " " Spring
23412	17890	" Eccentric with 448C
448C	17890	" " Set Screw
39994	17882	" Hand Ratchet Lever
23414	17882	" " " " Collar with two 453C
453C	17882	Feed Hand Ratchet Lever Collar Set Screw
39995	17882	" " " " Pawl Body
39996	17882	Feed Hand Ratchet Lever Pawl complete, Nos. 207E, 39523, 39995 and two 1049E
90D	17882	Feed Hand Ratchet Lever Pawl Hinge Screw
39523	17882	" " " " " Point
1049E	17882	" " " " " Position Screw
207E	17882	Feed Hand Ratchet Lever Pawl Point Screw

No.	Plate	Name
13218	17882	Feed Hand Ratchet Lever Pawl Spring
39997	17882	Feed Hand Ratchet Lever complete, Nos. 90D 13218, 39994 and 39996
39924	17882	Feed Hand Ratchet Wheel with 460C
3012	17882	" " " " Pin
460C	17882	" " " " Set Screw
23418	17891	" Rock Shaft
23419	17891	Feed Rock Shaft complete, Nos. 23418 and 23420
23420	17891	Feed Rock Shaft Hinge Pin with 23421
23421	17891	" " " " Plug (leather)
448C	17891	" " " " Set Screw
23422	17891	" " " Spring
39590	17891	" " " Plate
181D	17891	" " " Screw
23698	17883	" Wheel with 23432 and two 220D, for wide bight and wide cutting space, for overall work, etc.
249555	17883	Feed Wheel Clutch Disc
249562	17883	" " " " 249555 with 249549 to 249551, three each 185H, 201897, 255096 and 255097
249556	17883	Feed Wheel Clutch Disc Locking Plate with 350415C
350415C	17883	Feed Wheel Clutch Disc Locking Plate Screw
201897	17883	Feed Wheel Clutch Roller
249549	17883	" " " " Carrier
249550	17883	" " " " Oiling Felt
255096	17883	" " " " Spring
255097	17883	" " " " Guide
249560	-----	Feed Wheel Clutch (positive) complete, for machines equipped with spring clutch, Nos. 52C, 201724A, 249556 to 249559, 249561, 249562, 249820 and Form 2461W
249551	17883	Feed Wheel Driving Lever
249561	17883	" " " " Pitman with 23429 50088C and two 196E
50088C	17883	Feed Wheel Driving Lever Pitman Ball Joint Screw
*23429	-----	Feed Wheel Driving Lever Pitman Cap
196E	17883	" " " " " Screw
249557	17883	" " " " Plate
52C	17883	" " " " " Screw
1236C	17883	" " " " Regulating Stud
7070	17883	" " " " "
		Sleeve
201724A	17883	Feed Wheel Driving Lever Regulating Stud Thumb Nut
185H	17883	Feed Wheel Driving Lever Screw

No.	Plate	Name
249558	17883	Feed Wheel Driving Lever Washer (felt)
1237C	17883	" " Friction Ring Screw
1520J	17883	" " " " Nut
14017	17883	" " " " Washer
23552	17883	" " " " Section (long)
23553	17883	" " " " " (short)
23554	17883	" " " " Spring
23555	17883	Feed Wheel Friction Ring complete, Nos. 23552 to 23554
2117C	17883	Feed Wheel Pin
249559	17883	" " Retaining Clutch
39595	17883	" " " " Cap
898C	17883	" " " " Screw
39504	17883	" " " " Washer
2256	17883	" " " " Spring
233D	17883	" " " " Screw
721D	17883	" " " " Stop Screw
39596	17883	" " " " Stud
23431	17882	" " Shaft
457C	17882	" " " Oil Hole Plug Screw
23433	17883	" " Tripping Lever
1257C	17883	" " " " Hinge Screw
23587	17883	" " " " Point
203C	17883	" " " " " Screw (2)
23435	17883	" " " " Spring
190D	17883	" " " " " Screw
179E	17883	" " " " Stop Screw
23432	17883	" " " " Point
220D	17883	" " " " " Screw
23445	17887	Knife, 3/8 inch
23446	17887	" 7/16 inch
23447	17887	" 1/2 inch
23448	17887	" 9/16 inch
23449	17887	" 5/8 inch
23450	17887	" 11/16 inch
23451	17887	" 3/4 inch
23452	17887	" 13/16 inch
23453	17887	" 7/8 inch
23454	17887	" 15/16 inch
23455	17887	" 1 inch
23460	17887	" Bar
23461	17887	" " Connecting Link
1239D	17887	" " " " Hinge Cap Screw
1240C	17887	" " " " " Screw
23462	17887	" " " Stud with 1319F
1319F	17887	" " " Clamping Screw
249656	17887	" " Disengaging Lever with 1242E
23464	17887	" " " Catch with 1963

No.	Plate	Name
23465	17887	Knife Bar Disengaging Lever Catch Bracket
157D	17887	Knife Bar Disengaging Lever Catch Bracket Screw (2)
90C	17887	Knife Bar Disengaging Lever Catch Hinge Screw
1963	17887	Knife Bar Disengaging Lever Catch Roller and Stud
23468	17887	Knife Bar Disengaging Lever Catch Spring
1241E	17887	" " " " " " Screw Stud (2)
23466	17882	Knife Bar Disengaging Lever Catch Tripping Point
23467	17882	Knife Bar Disengaging Lever Catch Tripping Point Collar with two 448C
448C	17882	Knife Bar Disengaging Lever Catch Tripping Point Collar Set Screw
175D	17882	Knife Bar Disengaging Lever Catch Tripping Point Screw
90C	17887	Knife Bar Disengaging Lever Hinge Screw
23606	17887	" " " " Spring
1242E	17887	" " " " " Screw (2)
23469	17887	" " Driving Lever
350281C	17887	" " " " Hinge Screw
1428C	17887	" " " " Screw Stud
1520J	17887	" " " " " Nut
23681	17887	" " " " Spring
805C	17887	" " " " Screw
23470	17887	" " " " (intermediate)
23471	17887	" " " " Connect-
		ing Link
54C	17887	Knife Bar Driving Lever (intermediate) Connecting Link Hinge Screw
1222C	17887	Knife Bar Driving Lever (intermediate) Hinge Screw
1959	17893	Knife Bar Driving Lever (intermediate) Roller and Screw Stud with 229D and 12424
229D	17893	Knife Bar Driving Lever (intermediate) Roller Cap Screw
12424	17893	Knife Bar Driving Lever (intermediate) Roller Cap Screw Washer
249737	17887	Knife Bar Spring
249544	17887	" " Stop
249545	17887	" " Retainer Plate
50615D	17887	" " " " " Screw (2)
23473	17887	" Holder
1243C	17888	" " Guide Stud
1608C	17888	" " " " Nut
157C	17887	" " Screw

No.	Plate	Name
1547J	17887	Knife Holder Screw Nut
191C	17887	" Screw
23390	17887	" " Washer
39857	17888	Needle Bar with 904F
23476	17888	" " Connecting Link with 794E
794E	17888	" " " " Adjusting Screw
1021E	17888	" " " " Cap Screw
39601	17888	" " " Stud with 1341C
1341C	17888	" " " Set Screw
23477	17890	" " Crank with 858C, 1036C, 1065C and 1258C
1065C	17890	Needle Bar Crank Position Screw
858C	17890	" " Set Screw
23478	17888	" " Frame with 4784
23632	17907	" " Bell Crank with 1956 and 15072
1956	17907	Needle Bar Frame Bell Crank Roller and Screw Stud with 229D, 1655C and 23389
1655C	17907	Needle Bar Frame Bell Crank Roller and Screw Stud Nut
229D	17907	Needle Bar Frame Bell Crank Roller Cap Screw
23389	17907	Needle Bar Frame Bell Crank Roller Cap Screw Washer
23667	17907	Needle Bar Frame Bell Crank Stud
39966	17907	" " Cam and Bevel Gear
1244C	17907	" " " " " " Screw
39643	17907	" " " Connection with 1963 and 39616 to 39618
78C	17907	Needle Bar Frame Connection Hinge Screw
1963	17907	" " " " Roller and Stud
23483	17907	" " " " Spring
23484	17907	" " " " Hook
1226E	17907	" " " " Screw Stud
39579	17907	" " " " Stud (eccentric)
196F	17907	" " " " Set Screw
39967	17890	" " Driving Bevel Pinion with two 453C
453C	17890	Needle Bar Frame Driving Bevel Pinion Set Screw
23610	17888	Needle Bar Frame Pitman (hinge screw end)
23609	17888	Needle Bar Frame Pitman (regulator end)
190C	17888	" " " " Adjusting Screw
7071	17888	" " " " " " Washer
23611	17888	Needle Bar Frame Pitman (adjustable) complete, Nos. 23609, 23610, two each 190C and 7071
1042C	17888	Needle Bar Frame Pitman Hinge Screw

PARTS FOR MACHINE No. 71-31

No.	Plate	Name
1547J	17888	Needle Bar Frame Pitman Hinge Screw Nut
23491	17888	" " " Regulator
39900	17888	" " " " 23491 with 1245C
1038C	17888	" " " " Adjusting Screw
7070	17888	" " " " " "
		Sleeve
1589C	17888	Needle Bar Frame Regulator Adjusting Screw Thumb Nut
1245C	17888	Needle Bar Frame Regulator Hinge Screw
673F	17888	" " " " Screw Center
1517J	17888	" " " " " Nut
39608	17884	" Plate
404D	17884	" " Screw (2)
904F	17888	" Set Screw
39653	17891	Oscillating Rock Shaft
39654	17891	Oscillating Rock Shaft complete, Nos. 4784, 23494 and 39653
23494	17891	Oscillating Rock Shaft Hinge Pin with 23421
23421	17891	Oscillating Rock Shaft Hinge Pin Oil Hole Plug (leather)
448C	17891	Oscillating Rock Shaft Hinge Pin Set Screw
4784	17891	Oscillating Rock Shaft Oil Pad
39655	17890	" Shaft
39656	17890	" " Bushing (back)
24047	17890	" " " (front)
39657	17890	" " Crank
39658	17890	Oscillating Shaft Crank complete, Nos. 1636E, 24050, 39657 and two 1253C
1253C	17890	Oscillating Shaft Crank Set Screw
19448	17890	" " " Slide Block
226J	17890	" " " " " Cap Screw
12424	17890	Oscillating Shaft Crank Slide Block Cap Screw Washer
1035C	17890	Oscillating Shaft Crank Slide Block Screw Stud
1636E	17890	Oscillating Shaft Crank Slide Block Screw Stud Nut
24050	17890	Oscillating Shaft Crank Slide Block complete, Nos. 226J, 1035C, 12424 and 19448
*249538	-----	Pulley (loose) with 200584D
249891	17890	" " Ball Bearing
249539	17890	" " Bushing
200584D	17890	" " Grease Retaining Screw
249540	17890	Pulley (loose) Ball Bearing complete, Nos. 249538, 249539 and 249891 (2)
40024	17890	Pulley (tight)
39927	17890	" 40024 with 40025

PARTS FOR MACHINE No. 71-31

No.	Plate	Name
249541	17890	Pulley (tight) Counterbalance
249542	17890	" " " Rivet
40025	17890	" " Pin
23500	17892	Shuttle Bobbin
15140	17892	" " Case Latch
2973	17892	" " " " Lever
2974	17892	" " " " Fulcrum Pin
15141	17892	" " " Hinge, Nos. 2973, 2974 and 15140
2975	17892	Shuttle Bobbin Case Latch Spring
592E	17892	" " " Stop Screw
39623	17892	" " " Position Finger
2523	17892	" " " " Rivet
249546	17892	" " " " Plate
399D	17892	" " " " Screw
15628	17892	" " " Thread Guide with two 2080
2080	17892	Shuttle Bobbin Case Thread Guide Rivet
39624	17892	Shuttle Bobbin Case complete, Nos. 591F, 592E, 2523, 2975, 15141, 15628, 39623 and 39625
23503	17892	Shuttle Body
591F	17892	" Tension Regulating Screw
39625	17892	" " Spring
39626	17892	" 1-11/16 in. diam., Nos. 23500, 23503 and 39624
23505	17890	Shuttle Driver with 462C
2269	17890	" " Pin
462C	17890	" " Set Screw
249924	17892	" Race
39969	17892	" " Back
2532	17892	" " " Position Pin
2533	17892	" " " Spring
907E	17892	" " " " Screw
7326	17892	" " Cap
662D	17892	" " " Screw
249928	17892	" " Oil Packing (felt)
249926	17892	" " Plate
203E	17892	" " " Screw
249927	17892	" " Position Pin
249929	17892	Shuttle Race complete, Nos. 907E, 2533, 7326, 39969, 249546, 249924, 249926, two each 399D, 662D, 2532, 249927, 249928 and three 203E
145F	17892	Shuttle Race Screw (2)
39627	17893	Starting Lever
717C	17893	" " Adjusting Screw
1520J	17893	" " " Nut
21643	17893	Starting Lever Belt Shifter complete, Nos. 66108 and 66109
*66108	-----	Starting Lever Belt Shifter Fork

No.	Plate	Name
159F	17893	Starting Lever Belt Shifter Screw
*66109	-----	" " " " Shank
23510	17893	" " Bracket
8582	17893	" " Dowel Pin (2)
123E	17893	" " Screw
23511	17893	" " Rod
61C	17893	" " Hinge Screw
564C	17893	" " Screw Center
58384	17893	" " " " 564C with 1508E
		(2)
1508E	17893	Starting Lever Screw Center Nut
14174	17893	" " Spring
124F	17893	" " Stop Screw
1518J	17893	" " Nut
39628	17890	Stop Cam with 39629 and 202330
39580	17893	" " Interlocking Rod
23514	17893	" " " " Guide with
		1070C and 1959
1070C	17893	Stop Cam Interlocking Rod Guide Set
		Screw
39988	17893	Stop Cam Interlocking Rod Guide Washer
		(rawhide)
21651	17893	Stop Cam Interlocking Rod Spring
913C	17893	" " " " " " Regula-
		ting Thumb Screw
1638E	17893	Stop Cam Interlocking Rod Spring Regula-
		ting Thumb Screw Nut
202330	17890	Stop Cam Oil Packing (wick)
39629	17890	" " Pin
23515	17890	" " Spring (long)
23516	17890	" " (short)
249543	17890	" " Cover with 249541 two each
		9780 and 249542
9780	17890	Stop Cam Spring Cover Position Pin
997E	17890	" " " " Screw (2)
39637	17890	" " " " Stop Block
1349C	17890	" " " " Screw
39638	17890	" " " " Block
457C	17890	" " " " Set Screw
23518	17882	" Lever
78D	17882	" " Hinge Screw
9540	17882	" " Spring
2102	17896	Tension (side of arm) Disc (2)
1560C	17896	" " " " Regulating Thumb
		Nut
23519	17896	Tension (side of arm) Releaser with 200F
40033	17894	" " " " " " Arm with
		50128E
12538	17894	Tension (side of arm) Releaser Arm Pin
50128E	17894	" " " " " " Set
		Screw

No.	Plate	Name
200F	17896	Tension (side of arm) Releaser Set Screw
23520	17896	" " " " " " Shaft
40034	17896	" " " " " " Crank
679C	17896	" " " " " " "
		Ball Screw Stud
1520J	17896	Tension (side of arm) Releaser Shaft
		Crank Ball Screw Stud Nut
2269	17896	Tension (side of arm) Releaser Shaft
		Crank Pin
413F	17896	Tension (side of arm) Screw Stud
8238	17896	" " " " Spring
23669	17896	" " " " Thread Guard
460C	17896	" " " " " " Set
		Screw
32012	17895	Tension (top cover) Disc (2)
1560C	17895	" " " " Regulating Thumb Nut
39631	17895	" " " " Releaser
1337C	17895	" " " " Guide Screw Stud
1521E	17895	" " " " " " "
		Nut
39632	17895	Tension (top cover) Releaser Holder with
		201F
999F	17895	Tension (top cover) Releaser Holder
		Hinge Screw
201F	17895	Tension (top cover) Releaser Set Screw
32572	17895	" " " " Releasing Disc
39633	17895	" " " " Lever
39634	17895	" " " " " " Connec-
		tion
974F	17895	Tension (top cover) Releasing Lever Con-
		nection Screw (back)
940F	17895	Tension (top cover) Releasing Lever Con-
		nection Screw (front)
90C	17895	Tension (top cover) Releasing Lever Hinge
		Screw
39635	17895	Tension (top cover) Releasing Pin
1388C	17895	" " " " Screw Stud
2103	17895	" " " " Spring
39636	17895	" " " " Thread Eyelet (double)
217F	17895	" " " " " " Screw
40035	17884	Thread (lower) Cutting Blade
40036	17884	" " " " " " Carrier with
		40038
40037	17894	Thread (lower) Cutting Blade Carrier
		Lever
32C	17894	Thread (lower) Cutting Blade Carrier
		Lever Hinge Screw
39736	17894	Thread (lower) Cutting Blade Carrier
		Lever Spring

No.	Plate	Name
1241E	17894	Thread (lower) Cutting Blade Carrier Lever Spring Screw Stud (2)
435C	17894	Thread (lower) Cutting Blade Carrier Lever Stop Screw
1520J	17894	Thread (lower) Cutting Blade Carrier Lever Stop Screw Nut
40038	17884	Thread (lower) Cutting Blade Carrier Stud
39646	17884	Thread (lower) Cutting Blade Friction Plate
228F	17884	Thread (lower) Cutting Blade Friction Plate Screw (2)
240D	17884	Thread (lower) Cutting Blade Screw (2)
40040	17894	" " " " Lever
1351C	17894	" " " " Ball Screw
1520J	17894	" " " " " Nut
39921	17894	" " " " Extension
966D	17894	" " " " " Screw
1671C	17894	" " " " " Nut
249845	17884	" " Pull-off Finger
106C	17884	" " " " Guide Screw
1350C	17884	" " " " Hinge Screw
40048	17886	" (upper) Clamping Blade
39609	17886	" " Cutting Blade
39610	17886	" " " " Connecting Rod
40043	17886	" " " " " "
		Collar (back) with 209C
209C	17886	Thread (upper) Cutting Blade Connecting Rod Collar (back) Set Screw
40044	17886	Thread (upper) Cutting Blade Connecting Rod Collar (front) with 237F
2273	17886	Thread (upper) Cutting Blade Connecting Rod Collar (front) Pin
237F	17886	Thread (upper) Cutting Blade Connecting Rod Collar (front) Set Screw
40045	17886	Thread (upper) Cutting Blade Connecting Rod Collar (front) Washer (rawhide)
106C	17886	Thread (upper) Cutting Blade Connecting Rod Hinge Screw
23806	17886	Thread (upper) Cutting Blade Connecting Rod Spring
39611	17886	Thread (upper) Cutting Blade Connecting Rod Spring Bracket
203F	17886	Thread (upper) Cutting Blade Connecting Rod Spring Bracket Screw (2)
7071	17886	Thread (upper) Cutting Blade Connecting Rod Spring Bracket Screw Washer (2)
40047	17886	Thread (upper) Cutting Blade Connecting Rod Spring Collar with 646F
646F	17886	Thread (upper) Cutting Blade Connecting Rod Spring Collar Set Screw

No.	Plate	Name
21699	17886	Thread (upper) Cutting Blade Position Pin
219F	17886	Thread (upper) Cutting Blade Screw
40049	17886	" " " " Shaft with 21699
40050	17886	Thread (upper) Cutting Blade Shaft Crank with 906C
2269	17886	Thread (upper) Cutting Blade Shaft Crank Pin
906C	17886	Thread (upper) Cutting Blade Shaft Crank Set Screw
40051	17894	Thread (upper) Cutting Lever with 641C
40052	17894	" " " " Lock Pin
1352C	17894	" " " " " " Screw
		Bushing
40053	17894	Thread (upper) Cutting Lever Lock Pin Spring
2117C	17894	Thread (upper) Cutting Lever Pin
641C	17894	" " " " Set Screw
40054	17894	" " " " Shaft
40067	17894	" " " " Bracket
966D	17894	" " " " " "
		Screw (4)
39612	17894	Thread (upper) Cutting Lever Shaft Crank with two each 200F and 40059
40057	17894	Thread (upper) Cutting Lever Shaft Crank Latch
766D	17894	Thread (upper) Cutting Lever Shaft Crank Latch Hinge Screw
40058	17894	Thread (upper) Cutting Lever Shaft Crank Latch Spring
206F	17894	Thread (upper) Cutting Lever Shaft Crank Latch Spring Screw, for 39612
1144F	17894	Thread (upper) Cutting Lever Shaft Crank Latch Spring Screw, for 40057
40059	17894	Thread (upper) Cutting Lever Shaft Crank Latch Stop Pin
200F	17894	Thread (upper) Cutting Lever Shaft Crank Set Screw
40060	17894	Thread (upper) Cutting Lever Spring
1241E	17894	" " " " " Screw
		Stud (2)
717C	17894	Thread (upper) Cutting Lever Stop Screw
1520J	17894	" " " " " "
		Nut
39711	17896	Thread Guiding Stud (side of arm)
460C	17896	" " " " Set Screw
39712	17895	" Retainer Holder with 462C
1664E	17895	" " " " Nut
12400	17895	" " Sleeve

No.	Plate	Name
39713	17895	Thread Retainer Spring
12402	17895	" " Stud
462C	17895	" " " Set Screw
39714	17895	Thread Retainer complete, Nos. 1664E, 12400, 12402, 39712 and 39713
23523	17888	Thread Take-up Crank
1036C	17890	" " " Position Screw
1258C	17890	" " " Set Screw
23524	17888	" " Lever
12166	17888	" " " Hinge Pin
23543	17888	" " " Link
11204	17888	" " " Hinge Pin
435C	17888	" " " " " Set Screw
23525	17888	Thread Take-up Lever complete, Nos. 12166 23524 and 23543
4784	17888	Thread Take-up Lever Oil Pad
7335	17896	" " Spring
23526	17896	" " " Regulator
446C	17896	" " " " " Set Screw

Genuine Singer Needles should be used
in Singer Machines.
These Needles and their Containers
are marked with the
Company's Trade Mark "SIMANCO." 1

Needles in Containers marked
"For Singer Machines"
are not Singer made needles. 2

ACCESSORIES

No.	Plate	Name
23530	17898	Gauge, for 1/4 to 1 in., for setting length of buttonhole
23445	17887	Knife, 3/8 inch
23447	17887	" 1/2 inch
23451	17887	" 3/4 inch
23500	17892	Shuttle Bobbin (5)
40048	17886	Thread (upper) Clamping Blade
40035	17884	" (lower) Cutting Blade
39609	17886	" (upper) Cutting Blade
71 x 1	-----	Needles, three each, sizes 14 and 16
23527	17899	Drip Pan with two wood screws 1/2 in., No. 5, R.H.B.
41401	17898	Machine Rest Pin (wood), 5-11/16 in. long
120346	17898	Oiler (copper plated) with 120347
120347	17898	" Spout, 8-1/2 in. long
11831	17898	Screw Driver, 5 in. blade (machine, large)
26026	17898	" " (machine, small) with 120088 and 120090
*120088	-----	Screw Driver Blade
*120090	-----	" " Handle
26485	17898	Screw Driver (shuttle tension) with 120092 and 120094
*120092	-----	Screw Driver Blade
*120094	-----	" " Handle
10875	17898	Wrench, for 1518 and 1520
21654	17898	" " 1508 and 1638
23535	17898	" " 1671, for regulating length of buttonhole
249820	17898	Wrench, for 350415

BOBBIN WINDER

(SWINGING AUTOMATIC, RIGHT HAND)

27914	17897	Base with 27916 and two 28084
27915	17897	" Plate
389F	17897	" Screw
15072	17897	Bobbin Position Pin
27916	17897	Brake (leather)
28084	17897	" Rivet
27302	17897	Frame
50356D	17897	" Hinge Screw
1620J	17897	" " " Nut
27917	17897	" Spring
27918	17897	Pulley

No.	Plate	Name
*27849	-----	Spindle
27538	17897	" 27849 with 15072, 27850 and 41828
*27850	-----	" Collar
41828	17897	" " Pin
27919	17897	Stop Latch
35D	17897	" " Hinge Screw
27920	17897	Tension Bracket with 452C
41336	17897	Tension Bracket complete, Nos. 5989, 10145 and 27920
27921	17897	Tension Bracket with Rod complete, Nos. 27922 and 41336
2455	17897	Tension Disc
1562J	17897	" Regulating Thumb Nut
418D	17897	" Screw Stud
10141	17897	" Spring
10145	17897	" Thread Guide
5989	17897	Tension complete, Nos. 418D, 1562J, 10141 and two 2455
27922	17897	Thread Eyelet Rod
452C	17897	" " " Set Screw
27923	17897	Bobbin Winder, Nos. 35D, 1620J, 27302, 27538, 27914, 27917 to 27919 and 50356D
27924	17897	Bobbin Winder (swinging automatic, right hand) complete, Nos. 27915, 27921, 27923 and two 389F

IRON BASE

39910	17899	Bed Frame with two each 16555, 19398, four each 158E, 24106, six 14010 and four wood screws 1-1/4 in., No. 12
24106	17899	Bed Frame Cushion (felt)
158E	17899	" " " Screw
19226	17899	" " Hinge Connection
19398	17899	" " " 19226 with 211E and 19397
19397	17899	Bed Frame Hinge Connection Cap
211E	17899	" " " " " Screw
16555	17899	" " " Plate
14010	17899	" " " Rivet
39911	17899	Splash Guard with 201655J
39912	17899	" " Hinge
200574E	17899	" " " Screw
201655J	17899	" " Locking Screw Wing Nut
39913	17899	Bed Frame and Splash Guard complete, Nos. 39910, 39911, two 39912 and eight 200574E

TABLE BELT GUIDES

No.	Plate	Name
23536	17898	Belt Guide with two 168E
168E	17898	" " Set Screw
14229	17898	Bracket with 448C
23538	17898	Pulley
39708	17898	" Shaft with 858C and 130901
858C	17898	" " Oil Hole Plug Screw
130901	17898	" " Wick
448C	17898	" " Set Screw
39716	17898	Table Belt Guide (single, left) complete, Nos. 14229, 23536, 23538, 39708 and four wood screws 1-1/4 in., No. 12, R.H.B.
39709	17898	Table Belt Guide (single, right) complete, Nos. 14229, 23536, 23538, 39708 and four wood screws 1-1/4 in., No. 12, R.H.B.

THREAD UNWINDER

225257	17900	Spool Rest (for two spools) (flat) with 201018C
150203	17900	Spool Rest Cushion (felt)
225388	17900	" " Rod
200383C	17900	" " " Set Screw
201018C	17900	" " Set Screw
202490	17900	" Stand with 200383C
225391	17900	Thread Guide
201696J	17900	" " Lock Nut
225326	17900	" " Position Cup
225324	17900	" " Rod with 208E and 225322
208E	17900	" " " Screw
225322	17900	" " " Washer
225258	17900	Thread Unwinder (for two spools) complete, Nos. 201696J, 202490, 225257, 225324, 225326, 225388, two each 150203, 225391 and three wood screws 7/8 in., Nos. 12

TREADLE

14372	17899	Treadle
39569	17899	" Chain, 45 in. long, with 39575 and 39576 (2)
39570	17898	Treadle Chain Guide Bracket
39571	17898	" " " Pulley
1064D	17898	" " " " Screw
39575	17899	" " Hook (lower)
39576	17899	" " " (upper)
39572	17898	Treadle Chain Guide complete, Nos. 39570, two each 1064D, 39571 and wood screws 1-1/4 in., No. 12, R.H.B.
23551	17899	Treadle Chain Screw Eye (2)
14373	17899	" Extension
50581R	17899	" " Screw
2718R	17899	" " " Washer
17881	17899	" Shaft
14374	17899	" Spring
14375	17899	" Stand
14376	17899	Treadle complete, Nos. 2718R, 14372 to 14375, 17881, 50581R and two wood screws 1-1/4 in., No. 12, F.H. (2)

GUIDES

23436	17902	Guide (back), for cuffs
249734	17902	" for shirt bands
23549	17902	" " " bosoms
23441	17902	" (corner), for collars
23439	17902	" (left), for collars
23437	17902	" " " cuffs
23440	17902	" (right), for collars
23438	17902	" " " cuffs
1238F	17902	" Screw

KNIVES

23445	17887	Knife, 3/8 inch
23446	17887	" 7/16 inch
23447	17887	" 1/2 inch
23448	17887	" 9/16 inch
23449	17887	" 5/8 inch
23450	17887	" 11/16 inch
23451	17887	" 3/4 inch
23452	17887	" 13/16 inch
23453	17887	" 7/8 inch
23454	17887	" 15/16 inch
23455	17887	" 1 inch

CLAMP PARTS

For Collars and Cuffs, Shirt Neck Bands
and Bosoms and Ladies' Waists

No.	Plate	Name
39647	17901	Clamp Arm
39731	17901	" Check with 1348E, 39733 and two 50138F, for 3/8 to 3/4 in. buttonholes
39732	17901	Clamp Check complete, for 3/8 to 3/4 in. buttonholes, Nos. 219F, 2269, 39731, 39734 39735, 40049 and 40050
39650	17901	Clamp Check Holder
337B	17901	" " " Adjusting Screw
249749	17901	" " " " " Friction Plate
212D	17901	Clamp Check Holder Hinge Cap Screw
237F	17901	" " " " " Stop Screw
39715	17901	" " " " " Washer, for 39650
1296C	17901	Clamp Check Screw
39733	17901	" " " Section and Cutting Plate
50138F	17901	" " " " " " " Screw
1348E	17901	" " " " " " " Sup- port Stud
1296C	17901	Clamp Check Stop Screw
39734	17901	Thread (upper) Clamping Blade
39735	17901	" " " Cutting Blade

DRIVING EQUIPMENT

Parts Required for Machines When Set in Pairs

228320	17903	Bed Frame Cushion (felt)
228321	17903	Belt Idler Belt Guide with 361C
361C	17903	" " " " " Set Screw
228322	17903	" " " Pulley with 228325
228323	17903	" " " Bracket with three 355C
355C	17903	" " " " " Set Screw
126910	17903	" " " " " Shaft
228324	17903	" " " " " Hanger with two 355C and three wood screws 1 in., No. 12
355C	17903	Belt Idler Pulley Bracket Shaft Set Screw
228325	17903	Belt Idler Pulley Bushing
228326	17903	" " " " " Shaft with 958C and 203100

DRIVING EQUIPMENT

No.	Plate	Name
203100	17903	Belt Idler Pulley Shaft Oil Packing (wick)
858C	17903	Belt Idler Pulley Shaft Oil Stop Screw
355C	17903	" " " " Set Screw
228327	17903	" " " Washer (rawhide)
228328	17903	Belt Idler complete, Nos. 126910, 228324, two each 228321 to 228323, 228326, four 228327 and Form A1127
228330	17903	Clamp Lifting Chain, 46 in. long, with 39575 and 39576 (for right hand machine)
228329	17903	Clamp Lifting Chain, 34 in. long, with 39575 and 39576 (for left hand machine)
39571	17903	Clamp Lifting Chain Guide Pulley
236789	17903	" " " " " Bracket
1064D	17903	" " " " " Hinge Screw
236790	17903	Clamp Lifting Chain Guide Pulley Bracket complete, Nos. 1064D, 39571, 236789 and two wood screws 1-1/4 in., No. 12, R.H.B.
39575	17903	Clamp Lifting Chain Hook (large)
39576	17903	" " " " (small)
23551	17903	" " " Screw Eye
228331	17903	Front Plank Extension with two wood screws 2-1/2 in., No. 14
39810	17903	Knee Starting Rock Shaft
228332	17903	" " " " Connecting Rod
6337	17903	" " " " " "
		Bracket with two 356C
356C	17903	Knee Starting Rock Shaft Connecting Rod Bracket Set Screw
356C	17903	Knee Starting Rock Shaft Connecting Rod Set Screw
228333	17903	Knee Starting Rock Shaft Connection Cushion Spring
39575	17903	Knee Starting Rock Shaft Connection Hook (large)
39576	17903	Knee Starting Rock Shaft Connection Hook (small)
228334	17903	Knee Starting Rock Shaft Connection Spring
228335	17903	Knee Starting Rock Shaft Connection complete, Nos. 39575, 39576, 228333 and 228334
21327	17903	Knee Starting Rock Shaft Hanger with two wood screws 1 in., No. 10
6335	17903	Knee Starting Rock Shaft Knee Arm

DRIVING EQUIPMENT

No.	Plate	Name
6336	17903	Knee Starting Rock Shaft Knee Arm 6336 with 2766 and 2767
2766	17903	Knee Starting Rock Shaft Knee Arm Hub with 356C
356C	17903	Knee Starting Rock Shaft Knee Arm Hub Set Screw
1507R	17903	Knee Starting Rock Shaft Knee Arm Lock Nut
2767	17903	Knee Starting Rock Shaft Knee Plate with 356C
228336	17903	Knee Starting Rock Shaft Knee Plate Pad (rubber)
356C	17903	Knee Starting Rock Shaft Knee Plate Set Screw
228337	17903	Knee Starting Rock Shaft Position Spring
228338	17903	" " " " " "
		Adjusting Collar with 454C
454C	17903	Knee Starting Rock Shaft Position Spring Adjusting Collar Set Screw
2770	17903	Knee Starting Rock Shaft Stop Dog with 356C
356C	17903	Knee Starting Rock Shaft Stop Dog Set Screw
228339	17903	Knee Starting Rock Shaft complete, Nos. 1507R, 2770, 6336, 6337, 39810, 228332, 228335 to 228338 and two 21327
250408	17903	Machine Rest (high) with 232982 and two wood screws 1 in., No. 12
232982	17903	Machine Rest Cushion (leather)
14372	17903	Treadle
14373	17903	" Extension
50581R	17903	" " Screw
2718R	17903	" " Washer
17881	17903	" Shaft
14374	17903	" Spring
14375	17903	" Stand
14376	17903	Treadle complete, Nos. 2718R, 14372 to 14375, 17881, 50581R and two wood screws 1-1/4 in., No. 12, F.H.
228355	17903	Driving Equipment, less shaft pulley, for machines set in pairs, complete, Nos. 228329 to 228331, 250408, two each 14376, 23551, 228328, 228339, 236790, eight 228320 and two blue prints

KNIFE GRINDER

No.	Plate	Name
39886	17904	Emery Wheel, 4 in. diameter
39887	17904	" " Driving Shaft
201510D	17904	" " " " Nut
204101	17904	" " " " Washer
39888	17904	" " " " Oil Hole Cover
350068E	17904	" " " " " " "
		Screw
206963	17904	Emery Wheel Driving Shaft Pulley with two 200403C
200403C	17904	Emery Wheel Driving Shaft Pulley Set Screw
206969	17904	Emery Wheel Washer (paper)
39889	17904	Knife Grinder Frame
39890	17904	" Holder (adjustable)
57C	17904	" " Hinge Screw
39891	17904	" " Indicator
203094	17904	" " " Position Pin
200165H	17904	" " " Screw
39892	17904	" " Slide Bracket with 200386C
201298C	17904	" " " Adjusting Screw
39893	17904	" " " " " "
		Slide Plate
200577XC	17904	Knife Holder Slide Bracket Adjusting Screw Slide Plate Screw
10249	17904	Knife Holder Slide Bracket Adjusting Screw Tension Spring
219F	17904	Knife Holder Slide Bracket Adjusting Screw Tension Spring Screw
200386C	17904	Knife Holder Slide Bracket Set Screw
39894	17904	" " " " Shaft
206232	17904	" " " " " Collar
		with 201052C
201052C	17904	Knife Holder Slide Bracket Shaft Collar Set Screw
771D	17904	Knife Holder Thumb Screw
9525	17904	" " " " Washer
39895	17904	" Holding Spring
39896	17904	" " " Bracket
204264	17904	" " " " Position Pin
176D	17904	" " " " Screw
204264	17904	" " " " Position Pin
793D	17904	" " " " Thumb Screw
39897	17904	" Stop (adjustable)
208D	17904	" " Screw

No.	Plate	Name
39898	17904	Knife Grinder complete, Nos. 57C, 176D, 208D, 219F, 771D, 793D, 9525, 10249, 39886 to 39897, 200165H, 201298C, 201510D, 203094, 204101, 206963, 350068E, two each 200577XC, 204264, 206232, 206969 and three wood screws 1-1/4 in., No. 12

MISCELLANEOUS PARTS

Used in conjunction with Thread Unwinder

60913	17900	Spool Weight with 60914
60914	17900	" " Center Pin
225377	17900	" Wire, for small spools
27739	17900	Thread Cone (wood)
225390	17900	" " Holder

OBSOLETE PARTS

23630	17906	Barring Indicator
23529	17905	Bed Frame with two each 16555, 19398, four each 158E, 24106, six 14010 and four wood screws 1-1/4 in., No. 12
23373	17905	Belt Cover
23374	17906	" " Bracket
39532	17906	" " " "
23375	17906	" " Hinge Block with 460C
23376	17906	" " " " Pin
39531	17905	Clamp Carrier
23679	17905	Drip Pan, 7/8 in. deep
39566	17906	Knife Bar Stop
1673C	17906	" " " Lock Nut
23548	17906	" " " Plug (fibre)
39565	17906	Knife Bar Stop complete, Nos. 1673C, 23548 and 39566
23486	17906	Needle Bar Frame Driving Bevel Pinion with two 453C
23417	17905	Oscillating Shaft
24046	17906	" " Bushing (back)
23495	17906	" " Crank
23496	17906	Oscillating Shaft Crank complete, Nos. 231C, 1636E, 23495 and 24050
23537	17905	Table Belt Guide Bracket with 448C
23539	17905	" " " Pulley Shaft with 436C
23540	17905	Table Belt Guide (double) complete, Nos. 23537, 23539, two each 23536, 23538 and four wood screws 1-1/4 in., No. 12, R.H.B.

NUMERICAL LIST OF PARTS

No.	Plate	Name
32C	17894	Thread (lower) Cutting Blade Carrier Lever Hinge Screw
35D	17897	Bobbin Winder Stop Latch Hinge Screw, for 27923
41C	17894	Clamp Lifting Arm Connection Hinge Screw
52C	17882	" Carrier Connecting Rod Hinge Screw
52C	17883	Feed Wheel Driving Lever Plate Screw, for 249560
54C	17887	Knife Bar Driving Lever (intermediate) Connecting Link Hinge Screw
57C	17904	Knife Grinder Knife Holder Hinge Screw, for 39898
59D	17894	Clamp Lifting Arm Stop Pitman Hinge Screw
61C	17893	Starting Lever Rod Hinge Screw
67D	17882	Clamp Carrier Slide Lever Regulator Screw
78C	17907	Needle Bar Frame Connection Hinge Screw
78D	17882	Stop Lever Hinge Screw
90D	17882	Feed Hand Ratchet Lever Pawl Hinge Screw for 39997
90C	17887	Knife Bar Disengaging Lever Catch Hinge Screw
90C	17887	Knife Bar Disengaging Lever Hinge Screw
90C	17895	Tension (top cover) Releasing Lever Hinge Screw
93H	17907	Barring Ratchet Pawl Spring Screw
106C	17884	Thread (lower) Pull-off Finger Guide Screw
106C	17886	Thread (upper) Cutting Blade Connecting Rod Hinge Screw
123E	17893	Starting Lever Bracket Screw
124F	17907	Barring Lever Stop Screw
124F	17893	Starting Lever Stop Screw
135D	17897	Bobbin Winder Tension Bracket Screw
145F	17892	Shuttle Race Screw
157F	17894	Clamp Lifting Arm Connection Roller and Screw Stud Bracket Screw
157D	17887	Knife Bar Disengaging Lever Catch Bracket Screw
157C	17887	Knife Holder Screw
158E	17899	Bed Frame Cushion Screw, for 23529 and 39910
159F	17893	Starting Lever Belt Shifter Screw
162D	17894	Clamp Lifting Arm Stop Bracket Screw
168E	17898	Table Belt Guide Set Screw, for 23536

Genuine Singer Needles should be used
in Singer Machines.
These Needles and their Containers
are marked with the
Company's Trade Mark "SIMANCO." 1

Needles in Containers marked
"For Singer Machines"
are not Singer made needles. 2

No.	Plate	Name
175D	17882	Knife Bar Disengaging Lever Catch Tripping Point Screw
176D	17904	Knife Grinder Knife Holding Spring Bracket Screw, for 39898
179E	17883	Feed Wheel Tripping Lever Stop Screw
181D	17891	" Rock Shaft Spring Screw
185H	17883	" Wheel Driving Lever Screw, for 249562
190D	17895	Arm Side Cover Screw
190D	17881	Face Plate Screw (upper)
190D	17883	Feed Wheel Tripping Lever Spring Screw
190C	17888	Needle Bar Frame Pitman Adjusting Screw, for 23611
191C	17885	Clamp Arm Bracket Screw
191C	17887	Knife Screw
193F	17907	Barring Ratchet Wheel Tripping Point Screw
196F	17885	Clamp Arm Hinge Block Pin Set Screw, for 39584
196E	17883	Feed Wheel Driving Lever Pitman Cap Screw, for 249561
196F	17907	Needle Bar Frame Connection Stud Set Screw
199D	17886	Clamp Lifting Arm Screw
200F	17896	Tension (side of arm) Releaser Set Screw for 23519
200F	17894	Thread (upper) Cutting Lever Shaft Crank Set Screw, for 39612
201F	17895	Tension (top cover) Releaser Set Screw, for 39632
203C	17907	Barring Ratchet Retaining Pawl Adjusting Screw, for 23546
203C	17883	Feed Wheel Tripping Lever Point Screw
203E	17892	Shuttle Race Plate Screw, for 249929
203F	17886	Thread (upper) Cutting Blade Connecting Rod Spring Bracket Screw
206F	17894	Thread (upper) Cutting Lever Shaft Crank Latch Spring Screw
207F	17885	Clamp Arm Bracket Guide (right) Screw
207E	17882	Feed Hand Ratchet Lever Pawl Point Screw for 39996
208D	17904	Knife Grinder Knife Stop Screw, for 39898
208E	17900	Thread Unwinder Thread Guide Rod Screw, for 225324
209C	17886	Thread (upper) Cutting Blade Connecting Rod Collar (back) Set Screw, for 40043
211E	17899	Bed Frame Hinge Connection Cap Screw, for 19398
212D	17901	Clamp Check Holder Hinge Cap Screw
217D	17881	Face Plate Screw (lower)
217F	17895	Tension (top cover) Thread Eyelet Screw
219F	17885	Clamp Arm Bracket Guide (left) Screw

No.	Plate	Name
219F	17904	Knife Grinder Knife Holder Slide Bracket Adjusting Screw Tension Spring Screw, for 39898
219F	17886	Thread (upper) Cutting Blade Screw, for 39693, 39694 and 39732
220D	17883	Feed Wheel Tripping Point Screw, for 23698
223D	17882	Clamp Carrier Slide Lever Regulator Cap Screw
226J	17890	Oscillating Shaft Crank Slide Block Cap Screw, for 24050
228F	17884	Thread (lower) Cutting Blade Friction Plate Screw
229D	17894	Clamp Lifting Arm Connection Roller Cap Screw, for 1901
229D	17893	Knife Bar Driving Lever (intermediate) Roller Cap Screw, for 1959
229D	17907	Needle Bar Frame Bell Crank Roller Cap Screw, for 1956
231C	17906	Oscillating Shaft Crank Set Screw, for 23496
233D	17883	Feed Wheel Retaining Clutch Spring Screw
237F	17901	Clamp Check Holder Stop Screw
237F	17886	" " Section and Cutting Plate Screw, for 39606 and 39639
237F	17886	Thread (upper) Cutting Blade Connecting Rod Collar (front) Set Screw, for 40044
240D	17907	Barring Ratchet Retaining Pawl Spring Screw
240D	17882	Clamp Carrier Regulator Stud Stop Screw, for 40010
240D	17884	Thread (lower) Cutting Blade Screw
337B	17901	Clamp Check Holder Adjusting Screw
355C	17903	Belt Idler Pulley Bracket Set Screw, for 228323
355C	17903	Belt Idler Pulley Bracket Shaft Set Screw, for 228324
355C	17903	Belt Idler Pulley Shaft Set Screw, for 228323
356C	17903	Knee Starting Rock Shaft Connecting Rod Bracket Set Screw, for 6337
356C	17903	Knee Starting Rock Shaft Connecting Rod Set Screw, for 6337
356C	17903	Knee Starting Rock Shaft Knee Arm Hub Set Screw, for 2766
356C	17903	Knee Starting Rock Shaft Knee Plate Set Screw, for 2767
356C	17903	Knee Starting Rock Shaft Stop Dog Set Screw, for 2770

NUMERICAL LIST OF PARTS

No.	Plate	Name
361C	17903	Belt Idler Belt Guide Set Screw, for 228321
375C	17891	Feed Connecting Rod (lower) Hinge Screw
389F	17897	Bobbin Winder Base Plate Screw
389F	17897	" " " Screw, for 27924
399D	17892	Shuttle Bobbin Case Position Plate Screw for 249929
402D	17885	Clamp Plate Support Screw
404D	17882	" Carrier Block Plate Screw, for 40006
404D	17885	" " Plate Screw (front)
404D	17884	Needle Plate Screw
413F	17896	Tension (side of arm) Screw Stud
418D	17897	Bobbin Winder Tension Screw Stud, for 5989
435C	17890	Arm Shaft Flanged Bushing (back) Set Screw
435C	17894	Thread (lower) Cutting Blade Carrier Lever Stop Screw
435C	17888	Thread Take-up Lever Link Hinge Pin Set Screw
436C	17905	Table Belt Guide Pulley Shaft Oil Stop Screw, for 23539
446C	17896	Thread Take-up Spring Regulator Set Screw
448C	17890	Feed Eccentric Set Screw, for 23412
448C	17891	" Rock Shaft Hinge Pin Set Screw
448C	17882	Knife Bar Disengaging Lever Catch Tripping Point Collar Set Screw for 23467
448C	17891	Oscillating Rock Shaft Hinge Pin Set Screw
448C	17898	Table Belt Guide Pulley Shaft Set Screw, for 14229 and 23537
452C	17897	Bobbin Winder Thread Eyelet Rod Set Screw, for 27920
453C	17882	Feed Hand Ratchet Lever Collar Set Screw for 23414
453C	17890	Needle Bar Frame Driving Bevel Pinion Set Screw, for 23486 and 39967
454C	17903	Knee Starting Rock Shaft Position Spring Adjusting Collar Set Screw, for 228338
457C	17882	Feed Wheel Shaft Oil Hole Plug Screw
457C	17890	Stop Cam Spring Stop Screw Set Screw
460C	17906	Belt Cover Hinge Block Pin Set Screw, for 23375
460C	17882	Feed Hand Ratchet Wheel Set Screw, for 39924
460C	17896	Tension (side of arm) Thread Guard Set Screw
460C	17896	Thread Guiding Stud Set Screw
462C	17890	Shuttle Driver Set Screw, for 23505

NUMERICAL LIST OF PARTS

No.	Plate	Name
462C	17895	Thread Retainer Stud Set Screw, for 39712
564C	17893	Starting Lever Screw Center, for 58384
591F	17892	Shuttle Tension Regulating Screw, for 39624
592E	17892	Shuttle Bobbin Case Latch Stop Screw, for 39624
625F	17885	Clamp Arm Adjusting Screw
641C	17894	Thread (upper) Cutting Lever Set Screw, for 40051
646F	17886	Thread (upper) Cutting Blade Connecting Rod Spring Collar Set Screw, for 40047
662D	17892	Shuttle Race Cap Screw, for 249929
673F	17888	Needle Bar Frame Screw Center
679C	17896	Tension (side of arm) Releaser Shaft Crank Ball Screw Stud
717C	17893	Starting Lever Adjusting Screw
717C	17894	Thread (upper) Cutting Lever Stop Screw
721D	17883	Feed Wheel Retaining Clutch Spring Stop Screw
748E	17881	Arm Screw (back)
756D	17884	Clamp Carrier Guide (left) Screw (long), for 39605
766D	17894	Thread (upper) Cutting Lever Shaft Crank Latch Hinge Screw
771D	17904	Knife Grinder Knife Holder Thumb Screw, for 39898
793D	17904	Knife Grinder Knife Holding Spring Thumb Screw, for 39898
794E	17888	Needle Bar Connecting Link Adjusting Screw, for 23476
805C	17907	Barring Lever Catch Spring Screw
805C	17887	Knife Bar Driving Lever Spring Screw
808F	17895	Arm Top Cover Screw
856C	17895	Barring Tripping Lever Hinge Screw
858C	17882	" Cam Set Screw, for 23562
858C	17903	Belt Idler Pulley Shaft Oil Stop Screw, for 228326
858C	17890	Needle Bar Crank Set Screw, for 23477
858C	17898	Table Belt Guide Pulley Shaft Oil Hole Plug Screw, for 39708
865E	17881	Arm Screw (front)
896E	17891	Crank Connecting Rod Cap Screw, for 24028
898C	17883	Feed Wheel Retaining Clutch Cap Screw
904F	17888	Needle Set Screw, for 39857
906C	17886	Thread (upper) Cutting Blade Shaft Crank Set Screw, for 40050
907E	17892	Shuttle Race Back Spring Screw, for 249929
908C	17891	Crank Connecting Rod Hinge Screw
913C	17893	Stop Cam Interlocking Rod Spring Regulating Thumb Screw

NUMERICAL LIST OF PARTS

No.	Plate	Name
914F	17884	Clamp Carrier Slide Guide (left) Screw
914F	17884	" " " " (right) Screw
940F	17895	Tension (top cover) Releasing Lever Connection Screw (front)
966E	17891	Feed Connecting Rod (upper) Cap Screw, for 23408
966D	17894	Thread (lower) Cutting Lever Extension Screw
966D	17894	Thread (upper) Cutting Lever Shaft Bracket Screw
974F	17895	Tension (top cover) Releasing Lever Connection Screw (back)
997E	17890	Stop Cam Spring Cover Screw
999F	17907	Barring Ratchet Retaining Pawl Hinge Screw
999F	17895	Tension (top cover) Releaser Holder Hinge Screw
1021E	17888	Needle Bar Connecting Link Cap Screw
1035C	17890	Oscillating Shaft Crank Slide Block Screw Stud, for 24050
1036C	17890	Thread Take-up Crank Position Screw, for 23477
1038C	17888	Needle Bar Frame Regulator Adjusting Screw
1042C	17888	Needle Bar Frame Pitman Hinge Screw
1049E	17882	Feed Hand Ratchet Lever Pawl Point Position Screw, for 39996
1064D	17903	Clamp Lifting Chain Guide Pulley Hinge Screw, for 236790
1064D	17898	Treadle Chain Guide Pulley Screw, for 39572
1065C	17890	Needle Bar Crank Position Screw, for 23477
1069D	17890	Arm Shaft Screw
1070C	17893	Stop Cam Interlocking Rod Guide Set Screw, for 23514
1144F	17894	Thread (upper) Cutting Lever Shaft Crank Latch Spring Screw
1222C	17887	Knife Bar Driving Lever (intermediate) Hinge Screw
1226C	17907	Barring Lever Catch Position Stud, for 23564
1226E	17907	Needle Bar Frame Connection Spring Screw Stud
1227C	17907	Barring Lever Hinge Screw
1228C	17895	" Indicator Stud
1230F	17884	Clamp Carrier Guide (right) Screw
1231F	17885	" Arm Screw

NUMERICAL LIST OF PARTS

No.	Plate	Name
1231F	17885	Clamp Carrier Plate Screw (back)
1232C	17882	" " Regulator Hinge Screw
1234C	17882	" " Slide Regulating Stud
1235F	17881	Bed Oil Guard Screw
1235F	17884	Clamp Plate Screw
1236C	17883	Feed Wheel Driving Lever Regulating Stud
1237C	17883	" " Friction Ring Screw
1238F	17902	Guide Screw
1239D	17887	Knife Bar Connecting Link Hinge Cap Screw
1240C	17887	" " " " " " Screw
1241E	17887	" " Disengaging Lever Catch Spring Screw Stud
1241E	17894	Thread (lower) Cutting Blade Carrier Lever Spring Screw Stud
1241E	17894	Thread (upper) Cutting Lever Spring Screw Stud
1242E	17887	Knife Bar Disengaging Lever Spring Screw, for 249656
1243C	17888	Knife Holder Guide Stud
1244C	17907	Needle Bar Frame Cam and Bevel Gear Screw
1245C	17888	Needle Bar Frame Regulator Hinge Screw, for 39900
1248C	17907	Barring Ratchet Pawl Hinge Screw
1248C	17894	Clamp Lifting Arm Stop Hinge Screw
1253C	17890	Oscillating Shaft Crank Set Screw, for 39658
1256D	17884	Clamp Carrier Slide Screw
1257C	17883	Feed Wheel Tripping Lever Hinge Screw
1258C	17890	Thread Take-up Crank Set Screw, for 23477
1275C	17891	Feed Disengaging Lever Hinge Screw
1276C	17907	Barring Lever Catch Hinge Screw
1286C	17907	" Ratchet Wheel Spring Screw
1294C	17885	Clamp Spring Bushing Position Stud
1296C	17901	" Check Screw
1296C	17901	" " Stop Screw
1297F	17886	" " Screw
1319F	17887	Knife Bar Connecting Stud Clamping Screw, for 23462
1341C	17888	Needle Bar Connecting Stud Set Screw, for 39601
1345D	17884	Clamp Carrier Guide (left) Screw (short), for 39605
1348E	17886	Clamp Check Section and Cutting Plate Support Stud, for 39606, 39639 and 39731
1349C	17890	Stop Cam Spring Stop Screw
1350C	17884	Thread (lower) Pull-off Finger Hinge Screw
1351C	17894	Thread (lower) Cutting Lever Ball Screw

NUMERICAL LIST OF PARTS

No.	Plate	Name
1352C	17893	Thread (upper) Cutting Lever Lock Pin Screw Bushing
1387C	17895	Tension (top cover) Releaser Guide Screw Stud
1388C	17895	Tension (top cover) Screw Stud
1428C	17887	Knife Bar Driving Lever Screw Stud
1507R	17903	Knee Starting Rock Shaft Knee Arm Lock Nut, for 228389
1508E	17893	Starting Lever Screw Center Nut, for 58384
1517J	17888	Needle Bar Frame Screw Center Nut
1518J	17907	Barring Lever Stop Screw Nut
1518J	17891	Feed Connecting Rod (lower) Hinge Screw Nut
1518J	17893	Starting Lever Stop Screw Nut
1520J	17882	Clamp Carrier Regulator Roller and Screw Stud Nut, for 1960 and 201895
1520J	17882	Clamp Carrier Slide Lever Roller and Screw Stud Nut, for 1960 and 201895
1520J	17894	Clamp Lifting Arm Connection Hinge Screw Nut
1520J	17883	Feed Wheel Friction Ring Screw Nut
1520J	17887	Knife Bar Driving Lever Screw Stud Nut
1520J	17893	Starting Lever Adjusting Screw Nut
1520J	17896	Tension (side of arm) Releaser Shaft Crank Ball Screw Stud Nut
1520J	17894	Thread (lower) Cutting Blade Carrier Lever Stop Screw Nut
1520J	17894	Thread (lower) Cutting Lever Ball Screw Nut
1520J	17894	Thread (upper) Cutting Lever Stop Screw Nut
1521E	17891	Feed Disengaging Lever Hinge Screw Nut
1521E	17895	Tension (top cover) Releaser Guide Screw Stud Nut
1547J	17885	Clamp Arm Adjusting Screw Nut
1547J	17887	Knife Holder Screw Nut
1547J	17888	Needle Bar Frame Pitman Hinge Screw Nut
1550J	17885	Clamp Spring Bushing Position Stud Nut
1560C	17896	Tension (side of arm) Regulating Thumb Nut
1560C	17895	Tension (top cover) Regulating Thumb Nut
1562J	17897	Bobbin Winder Tension Regulating Thumb Nut, for 5989
1589C	17895	Barring Indicator Stud Thumb Nut
1589C	17888	Needle Bar Frame Regulator Adjusting Screw Thumb Nut
1608C	17888	Knife Holder Guide Stud Nut
1611E	17894	Clamp Lifting Arm Stop Hinge Screw Nut
1619E	17891	Crank Connecting Rod Hinge Screw Nut

NUMERICAL LIST OF PARTS

No.	Plate	Name
1620J	17897	Bobbin Winder Frame Hinge Screw Nut, for 27923
1636E	17890	Oscillating Shaft Crank Slide Block Screw Stud Nut, for 23496 and 39658
1638E	17893	Stop Cam Interlocking Rod Spring Regulating Thumb Screw Nut
1655E	17907	Barring Lever Hinge Screw Nut
1655C	17907	Needle Bar Frame Bell Crank Roller and Screw Stud Nut, for 1956
1658C	17882	Clamp Carrier Slide Regulating Stud Thumb Nut
1659C	17885	Clamp Pressure Regulating Thumb Nut
1664E	17895	Thread Retainer Holder Nut, for 39714
1671C	17882	Clamp Carrier Regulator Stud Nut
1671C	17894	Thread (lower) Cutting Lever Extension Screw Nut
1673C	17906	Knife Bar Stop Lock Nut (obsolete), for 39565
1901	17894	Clamp Lifting Arm Connection Roller and Screw Stud with 229D and 12424
1956	17907	Needle Bar Frame Bell Crank Roller and Screw Stud with 229D, 1655C and 23369, for 23632
1959	17893	Knife Bar Driving Lever (intermediate) Roller and Screw Stud with 229D and 12424, for 23514
1960	17882	Clamp Carrier Slide Lever Roller and Screw Stud with 1520J, for 23394
1960	17882	Clamp Carrier Regulator Roller and Screw Stud with 1520J, for 40010
1963	17887	Knife Bar Disengaging Lever Catch Roller and Stud, for 23464
1963	17907	Needle Bar Frame Connection Roller and Stud, for 39643
2080	17892	Shuttle Bobbin Case Thread Guide Rivet, for 15628
2102	17896	Tension (side of arm) Disc
2103	17895	" (top cover) Spring
2117C	17883	Feed Wheel Pin
2117C	17894	Thread (upper) Cutting Lever Pin
2256	17883	Feed Wheel Retaining Clutch Spring
2269	17890	Shuttle Driver Pin
2269	17896	Tension (side of arm) Releaser Shaft Crank Pin
2269	17886	Thread (upper) Cutting Blade Shaft Crank Pin, for 39693, 39694 and 39732
2273	17886	Thread (upper) Cutting Blade Connecting Rod Collar (front) Pin
2455	17897	Bobbin Winder Tension Disc, for 5989
2523	17892	Shuttle Bobbin Case Position Finger Rivet, for 39624

NUMERICAL LIST OF PARTS

No.	Plate	Name
2532	17892	Shuttle Race Back Position Pin, for 249929
2533	17892	Shuttle Race Back Spring, for 249929
2718R	17899	Treadle Extension Screw Washer, for 14376
2766	17903	Knee Starting Rock Shaft Knee Arm Hub with 356C, for 6336
2767	17903	Knee Starting Rock Shaft Knee Plate with 356C, for 6336
2770	17903	Knee Starting Rock Shaft Stop Dog, with 356C, for 228339
2973	17892	Shuttle Bobbin Case Latch Lever, for 15141
2974	17892	Shuttle Bobbin Case Latch Lever Fulcrum Pin, for 15141
2975	17892	Shuttle Bobbin Case Latch Spring, for 39624
3012	17882	Feed Hand Ratchet Wheel Pin
4784	17890	Arm Shaft Oil Pad
4784	17891	Oscillating Rock Shaft Oil Pad, for 39654
4784	17888	Thread Take-up Lever Oil Pad, for 23478
5989	17897	Bobbin Winder Tension complete, Nos. 418D, 1562J, 10141 and two 2455, for 41336
6335	17903	Knee Starting Rock Shaft Knee Arm, for 6336
6336	17903	Knee Starting Rock Shaft Knee Arm 6335 with 2766 and 2767, for 228339
6337	17903	Knee Starting Rock Shaft Connecting Rod Bracket with two 356C, for 228339
7070	17883	Feed Wheel Driving Lever Regulating Stud Sleeve
7070	17888	Needle Bar Frame Regulator Adjusting Screw Sleeve
7071	17907	Barring Ratchet Wheel Tripping Point Screw Washer.
7071	17888	Needle Bar Frame Pitman Adjusting Screw Washer, for 23611
7071	17886	Thread (upper) Cutting Blade Connecting Rod Spring Bracket Screw Washer
7278	17882	Clamp Carrier Slide Lever Socket Joint
7326	17892	Shuttle Race Cap, for 249929
7335	17896	Thread Take-up Spring
8238	17896	Tension (side of arm) Spring
8582	17881	Arm Dowel Pin
8582	17893	Starting Lever Bracket Dowel Pin
9525	17904	Knife Grinder Knife Holder Thumb Screw Washer, for 39898
9540	17882	Stop Lever Spring
9780	17890	" Cam Spring Cover Position Pin, for 249543
10141	17897	Bobbin Winder Tension Spring, for 5989

NUMERICAL LIST OF PARTS

No.	Plate	Name
10145	17897	Bobbin Winder Tension Thread Guide, for 41336
10249	17904	Knife Grinder Knife Holder Slide Bracket Adjusting Screw Tension Spring, for 39898
10875	17898	Wrench, for 1518 and 1520
11204	17888	Thread Take-up Lever Link Hinge Pin
11831	17898	Screw Driver, 5 in. blade (machine, large)
12166	17888	Thread Take-up Lever Hinge Pin, for 23525
*12204	----	Feed Connecting Rod (upper) Cap, for 23408
12357	17890	Arm Shaft Flanged Bushing (back)
12400	17895	Thread Retainer Sleeve, for 39714
12402	17895	" " Stud, for 39714
12424	17894	Clamp Lifting Arm Connection Roller Cap Screw Washer, for 1901
12424	17893	Knife Bar Driving Lever (intermediate) Roller Cap Screw Washer, for 1959
12424	17890	Oscillating Shaft Crank Slide Block Cap Screw Washer, for 24050
12538	17894	Tension (side of arm) Releaser Arm Pin
13218	17882	Feed Hand Ratchet Lever Pawl Spring, for 39997
14010	17899	Bed Frame Hinge Plate Rivet, for 23529 and 39910
14017	17883	Feed Wheel Friction Ring Screw Washer
14174	17893	Starting Lever Spring
14229	17898	Table Belt Guide Bracket with 448C, for 39709 and 39716
		Nos. 14372 to 14375, for 14376
14372	17899	Treadle
14373	17899	" Extension
14374	17899	" Spring
14375	17899	" Stand
14376	17899	Treadle complete, Nos. 2718R, 14372 to 14375, 17881, 50581R and two wood screws 1-1/4 in. No. 12, F.H. for 228355
15072	17907	Barring Ratchet Pawl Spring Stop Pin, for 23632
15072	17897	Bobbin Winder Bobbin Position Pin, for 27538
15140	17892	Shuttle Bobbin Case Latch, for 15141
15141	17892	" " " Hinge, Nos. 2973, 2974 and 15140, for 39624
15628	17892	Shuttle Bobbin Case Thread Guide with two 2080, for 39624
16555	17899	Bed Frame Hinge Plate, for 23529 and 39910
17881	17899	Treadle Shaft, for 14376
19226	17899	Bed Frame Hinge Connection, for 19398

NUMERICAL LIST OF PARTS

No.	Plate	Name
19397	17899	Bed Frame Hinge Connection Cap, for 19398
19398	17899	" " " " 19226 with 211E and 19397, for 23529 and 39910
19448	17890	Oscillating Shaft Crank Slide Block, for 24050
21327	17903	Knee Starting Rock Shaft Hanger with two wood screws 1 in., No. 10, for 228339
21643	17893	Starting Lever Belt Shifter complete, Nos. 66108 and 66109
21651	17893	Stop Cam Interlocking Rod Spring
21654	17898	Wrench, for 1508 and 1638
21699	17886	Thread (upper) Cutting Blade Position Pin, for 40049
23352	17890	Arm Shaft
23361	17907	Barring Ratchet Pawl
23362	17907	" " " " Spring
23364	17907	" " Retaining Pawl Spring
23367	17907	" " Wheel Tripping Point
23370	17895	" Tripping Lever
		Nos. 23373 to 23376 (obsolete)
23373	17906	Belt Cover
23374	17906	" " Bracket
23375	17906	" " Hinge Block with 460C
23376	17906	" " " " Pin
23379	17885	Clamp Arm Hinge Block
23380	17885	" " " " Pin
23384	17882	" Carrier Connecting Rod
23389	17907	Needle Bar Frame Bell Crank Roller Cap Screw Washer, for 1956
23390	17887	Knife Screw Washer
23392	17884	Clamp Carrier Slide Guide (left)
23393	17884	" " " " (right)
23394	17882	" " " " Lever with 1960
23395	17882	" " " " Regulator
23396	17882	" " " " Cap
23397	17882	" " " " Regulating Stud Bush- ing
23404	17885	Clamp Spring
23407	17891	Feed Connecting Rod (lower)
23408	17891	" " " " (upper) with 12204, 202277 and two 966E
23409	17891	Feed Disengaging Lever
23412	17890	" Eccentric with 448C
23414	17882	" Hand Ratchet Lever Collar with two 453C
23417	17905	Oscillating Shaft (obsolete)
23418	17891	Feed Rock Shaft, for 23419
23419	17891	Feed Rock Shaft complete, Nos. 23418 and 23420

NUMERICAL LIST OF PARTS

No.	Plate	Name
23420	17891	Feed Rock Shaft Hinge Pin with 23421, for 23419
23421	17891	Feed Rock Shaft Hinge Pin Plug (leather), for 23420
23421	17891	Oscillating Rock Shaft Hinge Pin Oil Hole Plug (leather), for 23494
23422	17891	Feed Rock Shaft Spring
*23429	-----	" Wheel Driving Lever Pitman Cap, for 249561
23431	17882	Feed Wheel Shaft
23432	17883	" " " Tripping Point, for 23698
23433	17883	" " " " Lever
23435	17883	" " " " Spring
23436	17902	Guide (back), for cuffs
23437	17902	" (left), for cuffs
23438	17902	" (right), for cuffs
23439	17902	" (left), for collars
23440	17902	" (right), for collars
23441	17902	" (corner), for collars
23445	17887	Knife, 3/8 inch
23446	17887	" 7/16 inch
23447	17887	" 1/2 inch
23448	17887	" 9/16 inch
23449	17887	" 5/8 inch
23450	17887	" 11/16 inch
23451	17887	" 3/4 inch
23452	17887	" 13/16 inch
23453	17887	" 7/8 inch
23454	17887	" 15/16 inch
23455	17887	" 1 inch
23460	17887	" Bar
23461	17887	" " Connecting Link
23462	17887	" " " Stud with 1319F
23464	17887	" " Disengaging Lever Catch with 1963
23465	17887	Knife Bar Disengaging Lever Catch Brack- et
23466	17882	Knife Bar Disengaging Lever Catch Trip- ping Point
23467	17882	Knife Bar Disengaging Lever Catch Trip- ping Point Collar with two 448C
23468	17887	Knife Bar Disengaging Lever Catch Spring
23469	17887	" " Driving Lever
23470	17887	" " " " (intermediate)
23471	17887	" " " " " Connect- ing Link
23473	17887	Knife Holder
23476	17888	Needle Bar Connecting Link with 794E
23477	17890	" " Crank with 858C, 1036C, 1065C and 1258C

NUMERICAL LIST OF PARTS

No.	Plate	Name
23478	17888	Needle Bar Frame with 4784
23483	17907	" " " Connection Spring
23484	17907	" " " " " Hook
23486	17906	" " " Driving Bevel Pinion with two 453C (obsolete)
23491	17888	Needle Bar Frame Regulator, for 39900
23494	17891	Oscillating Rock Shaft Hinge Pin with 23421, for 39654
23495	17906	Oscillating Shaft Crank (obsolete), for 23496
23496	17906	Oscillating Shaft Crank complete, Nos. 231C, 1636E, 23495 and 24050 (obsolete)
23500	17892	Shuttle Bobbin, for 39626
23503	17892	" Body, for 39626
23505	17890	" Driver with 462C
23510	17893	Starting Lever Bracket
23511	17893	" " Rod
23514	17893	Stop Cam Interlocking Rod Guide with 1070C and 1959
23515	17890	Stop Cam Spring (long)
23516	17890	" " " (short)
23518	17882	" Lever
23519	17896	Tension (side of arm) Releaser with 200F
23520	17896	" " " " " Shaft
23523	17888	Thread Take-up Crank
23524	17888	" " Lever, for 23525
23525	17888	Thread Take-up Lever complete, Nos. 12166, 23524 and 23543
23526	17896	Thread Take-up Lever Spring Regulator
23527	17899	Drip Pan with two wood screws 1/2 in., No. 5, R.H.B.
23529	17905	Bed Frame with two each 16555, 19398, four each 158E, 24106, six 14010 and four wood screws 1-1/4 in., No. 12 (obsolete)
23530	17898	Gauge, for 1/4 to 1 in., for setting length of buttonhole
23535	17898	Wrench, for 1671, for regulating length of buttonhole Nos. 23536 to 23539, for 23540
23536	17898	Table Belt Guide with two 168E; also for 39709 and 39716
23537	17905	Table Belt Guide Bracket with 448C (ob- solete)
23538	17898	Table Belt Guide Pulley; also for 39709 and 39716
23539	17905	Table Belt Guide Pulley Shaft with 436C (obsolete)
23540	17905	Table Belt Guide (double) complete, Nos. 23537, 23539, two each 23536, 23538 and four wood screws 1-1/4 in., No. 12, R.H.B. (obsolete)

NUMERICAL LIST OF PARTS

No.	Plate	Name
23543	17888	Thread Take-up Lever Link, for 23525
23544	17907	Barring Ratchet Retaining Pawl (hinge screw end), for 23546
23545	17907	Barring Ratchet Retaining Pawl (wheel end), for 23546
23546	17907	Barring Ratchet Retaining Pawl (adjust- able) complete, Nos. 203C, 23544 and 23545
23548	17906	Knife Bar Stop Plug (fibre) (obsolete), for 39565
23549	17902	Guide, for shirt bosoms
23551	17903	Clamp Lifting Chain Screw Eye, for 228355
23551	17899	Treadle Chain Screw Eye Nos. 23552 to 23554, for 23555
23552	17883	Feed Wheel Friction Ring Section (long)
23553	17883	" " " " " (short)
23554	17883	" " " " " Spring
23555	17883	Feed Wheel Friction Ring complete, Nos. 23552 to 23554
23557	17891	Feed Disengaging Lever Spring
23562	17882	Barring Cam with two 858C
23563	17907	" Lever
23564	17907	" " Catch with 1226C
23565	17907	" " " Spring
23566	17907	" " " Spring
23567	17886	Clamp Arm
23573	17885	" Plate Support
23574	17885	" Post
23587	17883	Feed Wheel Tripping Lever Point
23606	17887	Knife Bar Disengaging Lever Spring
23606	17886	Thread (upper) Cutting Blade Connecting Rod Spring
23609	17888	Needle Bar Frame Pitman (regulator end), for 23611
23610	17888	Needle Bar Frame Pitman (hinge screw end), for 23611
23611	17888	Needle Bar Frame Pitman (adjustable) complete, Nos. 23609, 23610 two each 190C and 7071
23630	17906	Barring Indicator (obsolete)
23632	17907	Needle Bar Frame Bell Crank with 1956 and 15072
23664	17907	Barring Ratchet Wheel
23665	17907	" " " Spring
23666	17907	" " " " Washer
23667	17907	Needle Bar Frame Bell Crank Stud
23669	17896	Tension (side of arm) Thread Guard
23679	17905	Drip Pan, 7/8 in. deep
23681	17887	Knife Bar Driving Lever Spring
23693	17885	Clamp Spring Bushing

NUMERICAL LIST OF PARTS

No.	Plate	Name
23698	17883	Feed Wheel with 23432 and two 220D, for wide bight and wide cutting space, for overall work, etc.
24028	17891	Crank Connecting Rod with 24085 and two 896E
24046	17906	Oscillating Shaft Bushing (back) (obsolete)
24047	17890	Oscillating Shaft Bushing (front)
24050	17890	Oscillating Shaft Crank Slide Block complete, Nos. 226J, 1035C, 12424 and 19448, for 23496 and 39658
*24081	-----	Arm Shaft Bushing (front), for 39602
*24085	-----	Crank Connecting Rod Cap, for 24028
24106	17899	Bed Frame Cushion (felt), for 23529 and 39910
26026	17898	Screw Driver (machine, small) with 120088 and 120090
26485	17898	Screw Driver (shuttle tension) with 120092 and 120094
27302	17897	Bobbin Winder Frame, for 27923
27538	17897	" " Spindle 27849 with 15072, 27850 and 41828, for 27923
27739	17900	Thread Unwinder Thread Cone (wood)
*27849	-----	Bobbin Winder Spindle, for 27538
*27850	-----	" " Collar, for 27538
27914	17897	" " Base with 27916 and two 28084 for 27923
27915	17898	Bobbin Winder Base Plate, for 27924
27916	17897	" " Brake (leather), for 27914 Nos. 27917 to 27919, for 27923
27917	17897	Bobbin Winder Frame Spring
27918	17897	" " Pulley
27919	17897	" " Stop Latch
27920	17897	" " Tension Bracket with 452C, for 41336
27921	17897	Bobbin Winder Tension Bracket with Rod complete, Nos. 27922 and 41336, for 27924
27922	17897	Bobbin Winder Thread Eyelet Rod, for 27921
27923	17897	Bobbin Winder, Nos. 35D, 1620J, 27302, 27538, 27914, 27917 to 27919 and 50356D, for 27924
27924	17897	Bobbin Winder (swinging automatic, right hand) complete, Nos. 27915, 27921, 27923 and two 389F
28084	17897	Bobbin Winder Brake Rivet, for 27914
32012	17895	Tension (top cover) Disc
32572	17895	" " " Releasing Disc
39504	17883	Feed Wheel Retaining Clutch Cap Screw Washer

NUMERICAL LIST OF PARTS

No.	Plate	Name
39523	17882	Feed Hand Ratchet Lever Pawl Point, for 39996
39531	17905	Clamp Carrier (obsolete)
39532	17882	" " Regulator Stud Sleeve
39538	17881	Bed Oil Guard
39541	17885	Clamp Arm Bracket Screw Washer
39541	17894	" " Lifting Arm Connection Roller and Screw Stud Bracket Screw Washer
39544	17881	Clamp Carrier Regulator Slide
39565	17906	Knife Bar Stop complete, Nos. 1673C, 23548 and 39566 (obsolete)
39566	17906	Knife Bar Stop (obsolete), for 39565
39569	17899	Treadle Chain, 45 in. long, with 39575 and 39576
39570	17898	Treadle Chain Guide Bracket, for 39572
39571	17903	Clamp Lifting Chain Guide Pulley, for 236790
39571	17898	Treadle Chain Guide Pulley, for 39572
39572	17898	Treadle Chain Guide complete, Nos. 39570, two each 1064D, 39571 and wood screws 1-1/4 in., No. 12, R.H.B., for 39817
39575	17903	Clamp Lifting Chain Hook (large), for 228329 and 228330
39575	17903	Knife Starting Rock Shaft Connection Hook (large), for 228335
39575	17899	Treadle Chain Hook (lower), for 39569, 39815 and 39816
39576	17903	Clamp Lifting Chain Hook (small), for 228329 and 228330
39576	17903	Knee Starting Rock Shaft Connection Hook (small), for 228335
39576	17899	Treadle Chain Hook (upper), for 39569, 39811 and 39813
39579	17907	Needle Bar Frame Connection Stud (eccentric)
39580	17893	Stop Cam Interlocking Rod
39582	17906	Belt Cover Bracket (obsolete)
39583	17882	Clamp Carrier Regulator Stud Stop, for 40010
39584	17885	Clamp Arm Bracket with 196F
39590	17891	Feed Rock Shaft Spring Plate
39591	17884	Clamp Carrier Guide (left), for 39605
39595	17883	Feed Wheel Retaining Clutch Cap
39596	17883	" " " Stud
39601	17888	Needle Bar Connecting Stud with 1341C
*39602	-----	Arm with 24081
*39603	-----	Bed
39605	17884	Clamp Carrier Slide with 1345D, 39591 and two 756D
39606	17886	Clamp Check with 39607, two each 237F and 1348E, for 3/8 to 3/4 in. buttonholes, for 39693

NUMERICAL LIST OF PARTS

No.	Plate	Name
39607	17886	Clamp Check Section and Cutting Plate, for 39606 and 39639
39608	17884	Needle Plate
39609	17886	Thread (upper) Cutting Blade, for 39693 and 39694
39610	17886	Thread (upper) Cutting Blade Connecting Rod
39611	17886	Thread (upper) Cutting Blade Connecting Rod Spring Bracket
39612	17894	Thread (upper) Cutting Lever Shaft Crank with two each 200F and 40059, Nos. 39616 to 39618, for 39643
39616	17907	Barring Lever Catch Stud
39617	17907	" " " " Rivet (long)
39618	17907	" " " " " (short)
39620	17895	Arm Side Cover
39621	17895	" Top Cover
39623	17892	Shuttle Bobbin Case Position Finger, for 39624
39624	17892	Shuttle Bobbin Case complete, Nos. 591F, 592E, 2523, 2975, 15141, 15628, 39623 and 39625, for 39626
39625	17892	Shuttle Tension Spring, for 39624
39626	17892	" 1-11/16 in. diam., Nos. 23500, 23503 and 39624
39627	17893	Starting Lever
39628	17890	Stop Cam with 39629 and 202330
39629	17890	" " Pin, for 39628
39631	17895	Tension (top cover) Releaser
39632	17895	" " " " " Holder with 201F
39633	17895	Tension (top cover) Releasing Lever
39634	17895	" " " " " " Con- nection
39635	17895	Tension (top cover) Releasing Pin
39636	17895	" " " " Thread Eyelet (double)
39637	17890	Stop Cam Spring Stop Block
39638	17890	" " " " " Screw Block
39639	17886	Clamp Check with 39607, two each 237F and 1348E, for 3/8 to 1 in. Buttonholes, for 39694
39643	17907	Needle Bar Frame Connection with 1963 and 39616 to 39618
39645	17884	Clamp Carrier Guide (right)
39646	17884	Thread (lower) Cutting Blade Friction Plate
39647	17901	Clamp Arm
39650	17901	" Check Holder
39653	17891	Oscillating Rock Shaft, for 39654
39654	17891	Oscillating Rock Shaft complete, Nos. 4784, 23494 and 39653
39655	17890	Oscillating Shaft

NUMERICAL LIST OF PARTS

No.	Plate	Name
39656	17890	Oscillating Shaft Bushing (back)
39657	17890	" " " Crank, for 39658
39658	17890	Oscillating Shaft Crank complete, Nos. 1636E, 24050, 39657 and two 12530
39693	17886	Clamp Check complete, for 3/8 to 3/4 in. buttonholes, Nos. 219F, 2269, 39606, 39609 and 40048 to 40050
39694	17886	Clamp Check complete, for 3/8 to 1 in. buttonholes, Nos. 219F, 2269, 39609, 39639 and 40048 to 40050
39708	17898	Table Belt Guide Pulley Shaft with 858C and 130901, for 39709 and 39716
39709	17898	Table Belt Guide (single, right) complete Nos. 14229, 23536, 23538, 39708 and four wood screws 1-1/4 in., No. 12, R.H.B.
39711	17896	Thread Guiding Stud (side of arm)
39712	17895	" Retainer Holder with 462C, for 39714
39713	17895	" " Spring, for 39714
39714	17895	Thread Retainer complete, Nos. 1664E, 12400 12402, 39712 and 39713
39715	17901	Clamp Check Holder Stop Screw Washer
39716	17898	Table Belt Guide (single, left) complete, Nos. 14229, 23536, 23538, 39708 and four wood screws 1-1/4 in., No. 12, R.H.B.
39731	17901	Clamp Check with 1348E, 39733 and two 50138F, for 3/8 to 3/4 in. buttonholes, for 39732
39732	17901	Clamp Check complete, for 3/8 to 3/4 in. buttonholes, Nos. 219F, 2269, 39731, 39734 39735, 40049 and 40050, for collars and cuffs, shirt neck bands and bosoms and ladies waists
39733	17901	Clamp Check Section and Cutting Plate, for 39731
39734	17901	Thread (upper) Clamping Blade, for 39732
39735	17901	" " Cutting Blade, for 39732
39736	17894	" (lower) Cutting Blade Carrier Lever Spring
39810	17903	Knee Starting Rock Shaft, for 228339
39844	17895	Barring Indicator
39857	17888	Needle Bar with 904F Nos. 39886 to 39897, for 39898
39886	17904	Knife Grinder Emery Wheel, 4 in. diameter
39887	17904	" " " " " Driving Shaft
39888	17904	" " " " " " " Oil Hole Cover
39889	17904	Knife Grinder Frame
39890	17904	" " Knife Holder (adjustable)
39891	17904	" " " " Indicator
39892	17904	" " " " Slide Bracket with 200386C

NUMERICAL LIST OF PARTS

No.	Plate	Name
39893	17904	Knife Grinder Knife Holder Slide Bracket Adjusting Screw Slide Plate
39894	17904	Knife Grinder Knife Holder Slide Bracket Shaft
39895	17904	Knife Grinder Knife Holding Spring
39896	17904	" " " " " Bracket
39897	17904	" " " " " Stop (adjustable)
39898	17904	Knife Grinder complete, Nos. 57C, 176D, 208D 219F, 771D, 793D, 952S, 10249, 39886 to 39897, 200165H, 201298C, 201510D, 203094 204101, 206963, 350068E two each 200577XC, 204264, 206232, 206969 and three wood screws 1-1/4 in., No. 12
39900	17888	Needle Bar Frame Regulator 23491 with 1245C
		Nos. 39910 to 39912, for 39913
39910	17899	Bed Frame with two each 16555, 19398, four each 158E, 24106, six 14010 and four wood screws 1-1/4 in., No. 12
39911	17899	Splash Guard with 201655J
39912	17899	" " Hinge
39913	17899	Bed Frame and Splash Guard complete, Nos. 39910, 39911, two 39912 and eight 200574E
39921	17894	Thread (lower) Cutting Lever Extension
39924	17882	Feed Hand Ratchet Wheel with 460C
39927	17890	Pulley 40024 with 40025
39966	17907	Needle Bar Frame Cam and Bevel Gear
39967	17890	" " " Driving Bevel Pinion with two 453C
39969	17892	Shuttle Race Back, for 249929
39988	17893	Stop Cam Interlocking Rod Guide Washer (rawhide)
39994	17882	Feed Hand Ratchet Lever, for 39997
39995	17882	" " " " Pawl Body, for 39996
39996	17882	Feed Hand Ratchet Lever Pawl complete, Nos. 207E, 39523, 39995 and two 1049E, for 39997
39997	17882	Feed Hand Ratchet Lever complete, Nos. 90D 13218, 39994 and 39996
40003	17885	Clamp Arm Bracket Guide (left)
40004	17885	" " " " (right)
40005	17884	" Carrier
40006	17882	" " Block with 40007 and four 404D
40007	17882	Clamp Carrier Block Plate, for 40006
40010	17882	" " Regulator with 240D, 1960 and 39583
40014	17886	Clamp Lifting Arm

NUMERICAL LIST OF PARTS

No.	Plate	Name
40015	17894	Clamp Lifting Arm Connection
40016	17894	" " " " " Roller and Screw Stud Bracket
40017	17894	Clamp Lifting Arm Stop
40018	17894	" " " " Bracket
40019	17894	" " " " Pitman
40020	17885	" Plate
40024	17890	Pulley (tight), for 39927
40025	17890	" " Pin, for 39927
40033	17894	Tension (side of arm) Releaser Arm with 50128E
40034	17896	Tension (side of arm) Releaser Shaft Crank
40035	17884	Thread (lower) Cutting Blade
40036	17884	" " " " " Carrier with 40038
40037	17894	Thread (lower) Cutting Blade Carrier Lever
40038	17884	Thread (lower) Cutting Blade Carrier Stud, for 40036
40040	17894	Thread (lower) Cutting Lever
40043	17886	" (upper) Cutting Blade Connecting Rod Collar (back) with 209C
40044	17886	Thread (upper) Cutting Blade Connecting Rod Collar (front) with 237F
40045	17886	Thread (upper) Cutting Blade Connecting Rod Collar (front) Washer (rawhide)
40047	17886	Thread (upper) Cutting Blade Connecting Rod Spring Collar with 646F
		Nos. 40048 to 40050, for 39693, and 39694
40048	17886	Thread (upper) Clamping Blade
40049	17886	" " Cutting Blade Shaft with 21699; also for 39732
40050	17886	Thread (upper) Cutting Blade Shaft Crank with 906C; also for 39732
40051	17894	Thread (upper) Cutting Lever with 641C
40052	17893	" " " " " Lock Pin
40053	17893	" " " " " " "
		Spring
40054	17894	Thread (upper) Cutting Lever Shaft
40057	17894	" " " " " Crank
		Latch
40058	17894	Thread (upper) Cutting Lever Shaft Crank Latch Spring
40059	17894	Thread (upper) Cutting Lever Shaft Crank Latch Stop Pin, for 39612
40060	17894	Thread (upper) Cutting Lever Spring
40067	17894	" " " " " Shaft Brack- et
41336	17897	Bobbin Winder Tension Bracket complete, Nos. 5989, 10145 and 27920, for 27921

NUMERICAL LIST OF PARTS

No.	Plate	Name
41401	17898	Machine Rest Pin (wood), 5-11/16 in. long
41828	17897	Bobbin Winder Spindle Collar Pin, for 27538
50088C	17883	Feed Wheel Driving Lever Pitman Ball Joint Screw, for 249561
50128E	17894	Tension (side of Arm) Release Arm Set Screw, for 40033
50138F	17901	Clamp Check Section and Cutting Plate Screw, for 39731
50356D	17897	Bobbin Winder Frame Hinge Screw, for 27923
50581R	17899	Treadle Extension Screw, for 14376
50615D	17887	Knife Bar Stop Retainer Plate Screw
58384	17893	Starting Lever Screw Center 564C with 1508E
60913	17900	Thread Unwinder Spool Weight with 60914
60914	17900	" " " " Center Pin, for 60913
*66108	-----	Starting Lever Belt Shifter Fork, for 21643
*66109	-----	Starting Lever Belt Shifter Shank, for 21643
*120088	-----	Screw Driver Blade, for 26026
*120090	-----	" " Handle, for 26026
*120092	-----	" " Blade, for 26485
*120094	-----	" " Handle, for 26485
120346	17898	Oiler (copper plated) with 120347
120347	17898	" Spout, 8-1/2 in. long, for 120346
126910	17903	Belt Idler Pulley Bracket Shaft, for 228328
130901	17898	Table Belt Guide Pulley Shaft Oil Wick, for 39708
150203	17900	Thread Unwinder Spool Rest Cushion (felt), for 225258
200165H	17904	Knife Grinder Knife Holder Indicator Screw, for 39898
200383C	17900	Thread Unwinder Spool Rest Rod Set Screw for 202490
200386C	17904	Knife Grinder Knife Holder Slide Bracket Set Screw, for 39892
200403C	17904	Knife Grinder Emery Wheel Driving Shaft Pulley Set Screw, for 206963
200574E	17899	Splash Guard Hinge Screw, for 39913
200577XC	17904	Knife Grinder Knife Holder Slide Bracket Adjusting Screw Slide Plate Screw, for 39898
200584D	17890	Pulley (loose) Grease Retaining Screw, for 249538
201018C	17900	Thread Unwinder Spool Rest Set Screw, for 225257

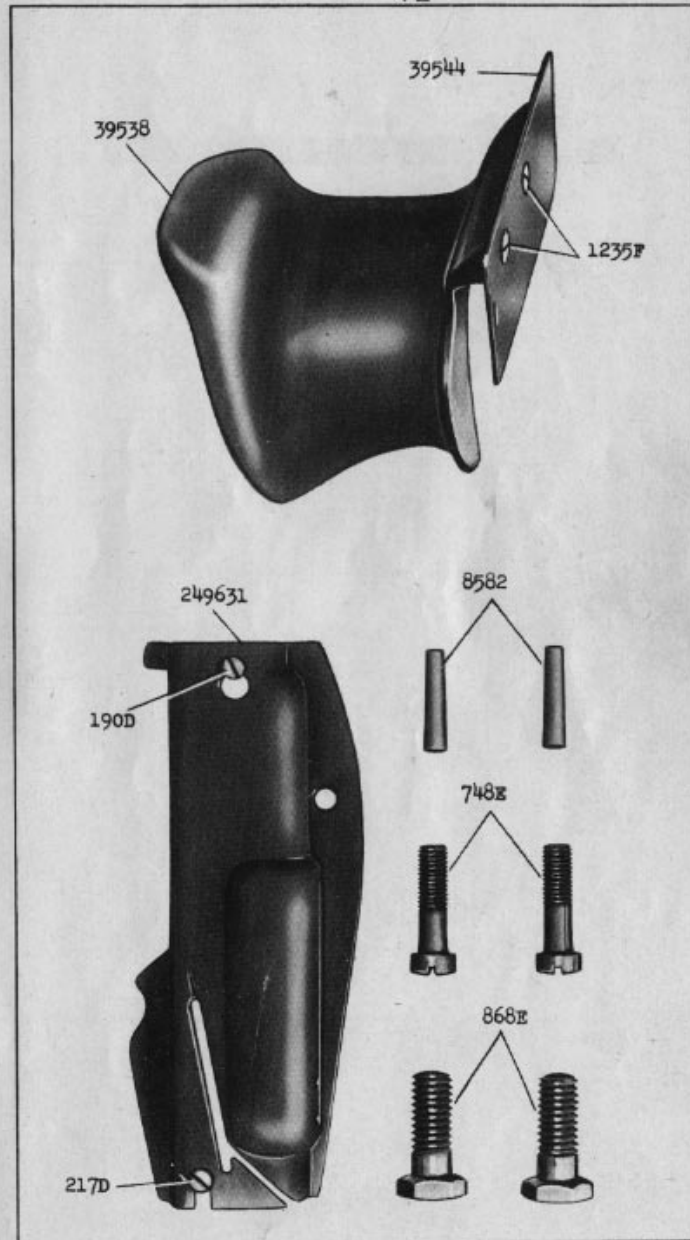
NUMERICAL LIST OF PARTS

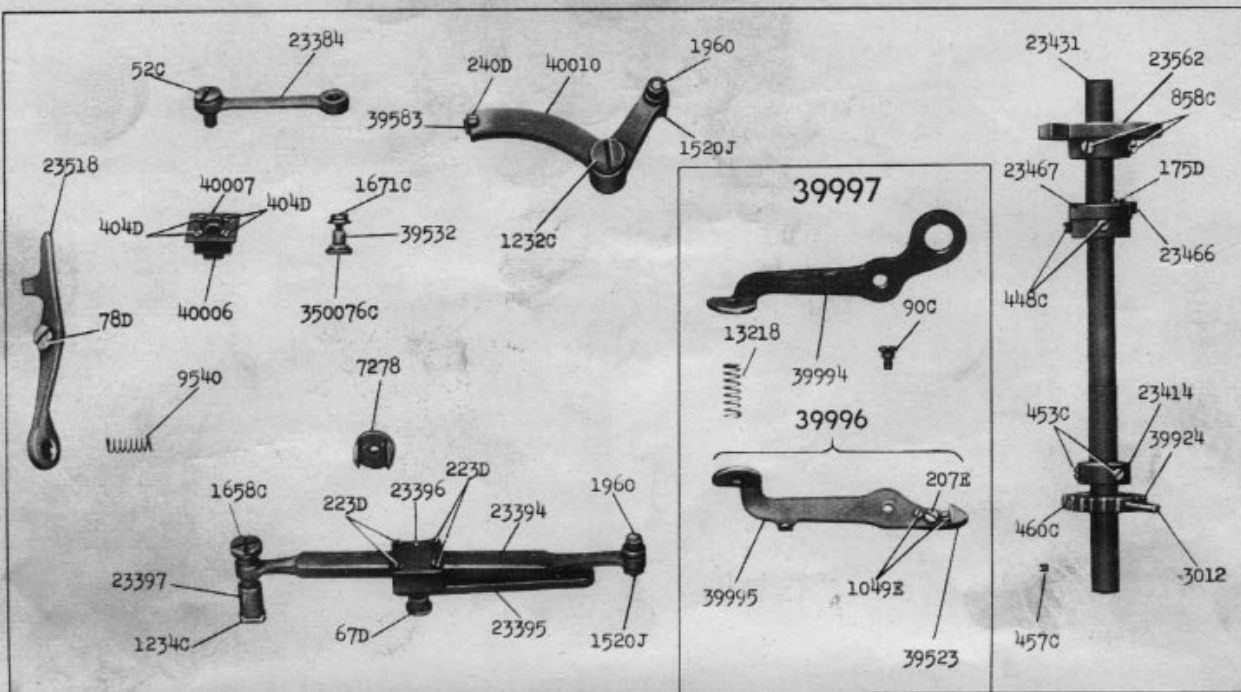
No.	Plate	Name
201052C	17904	Knife Grinder Knife Holder Slide Bracket Shaft Collar Set Screw, for 206232
201298C	17904	Knife Grinder Knife Holder Slide Bracket Adjusting Screw, for 39898
201510D	17904	Knife Grinder Emery Wheel Driving Shaft Nut, for 39898
201655J	17899	Splash Guard Locking Screw Wing Nut, for 39911
201696J	17900	Thread Unwinder Thread Guide Lock Nut, for 225258
201724A	17883	Feed Wheel Driving Lever Regulating Stud Thumb Nut, for 249560
201897	17883	Feed Wheel Clutch Roller, for 249562
202277	17891	" Connecting Rod (upper) Oil Packing (wick), for 23408
202330	17890	Stop Cam Oil Packing (wick), for 39628
202490	17900	Thread Unwinder Spool Stand with 200383C for 225258
203094	17904	Knife Grinder Knife Holder Indicator Position Pin, for 39898
203100	17903	Belt Idler Pulley Shaft Oil Packing (wick), for 228326
204101	17904	Knife Grinder Emery Wheel Driving Shaft Nut Washer, for 39898
204264	17904	Knife Grinder Knife Holding Spring Bracket Position Pin, for 39898
204264	17904	Knife Grinder Knife Holding Spring Position Pin, for 39898
206232	17904	Knife Grinder Knife Holder Slide Bracket Shaft Collar with 201052C, for 39898
206963	17904	Knife Grinder Emery Wheel Driving Shaft Pulley with two 200403C, for 39898
206969	17904	Knife Grinder Emery Wheel Washer (paper) for 39898
213949	17907	Barring Lever Catch Spring Screw Washer
225257	17900	Thread Unwinder Spool Rest (for two spools) (flat) with 201018C, for 225258
225258	17900	Thread Unwinder (for two spools) complete, Nos. 201696J, 202490, 225257, 225324, 225326, 225388, two each 150203, 225391 and three wood screws 7/8 in., No. 12
225322	17900	Thread Unwinder Thread Guide Rod Washer, for 225324
225324	17900	Thread Unwinder Thread Guide Rod with 208E and 225322, for 225258
225326	17900	Thread Unwinder Thread Guide Position Cup, for 225258
225377	17900	Thread Unwinder Spool Wire, for small Spools

NUMERICAL LIST OF PARTS

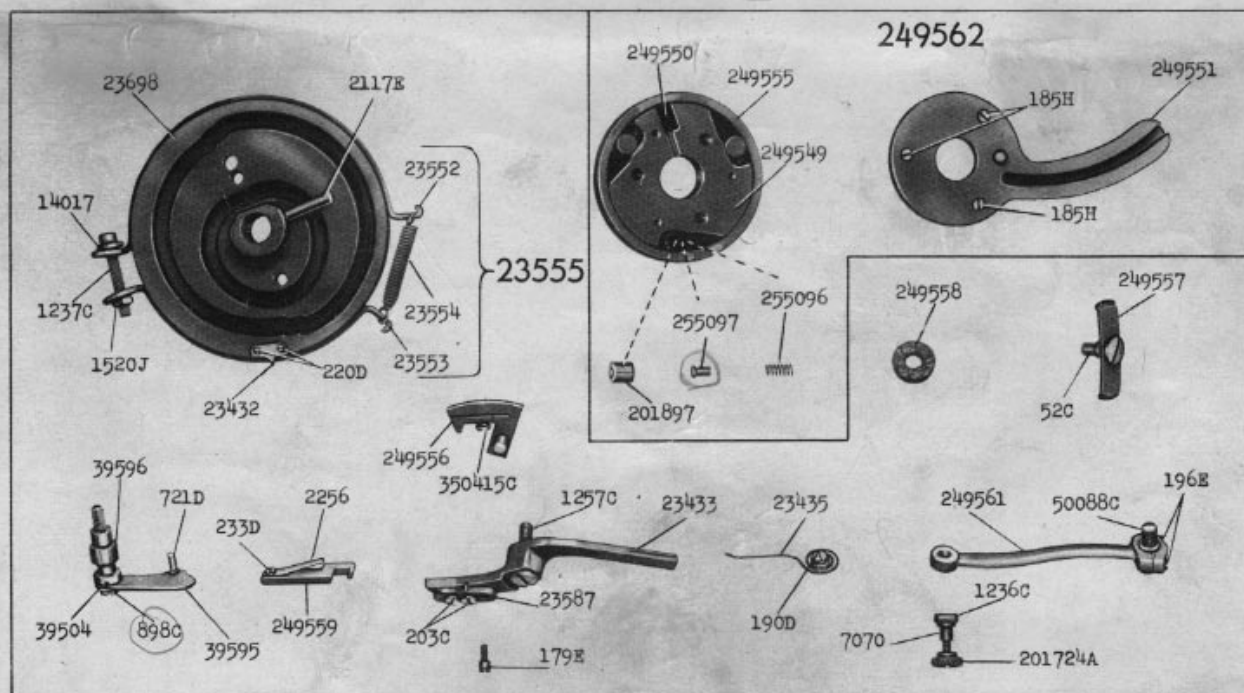
No.	Plate	Name
249749	17901	Clamp Check Holder Adjusting Screw Friction Plate
249753	17885	Clamp Carrier Plate
249820	17898	Wrench, for 249560 and 350415
249845	17884	Thread (lower) Pull-off Finger
249891	17890	Pulley (loose) Ball Bearing, for 249540
249924	17892	Shuttle Race, for 249929
		Nos. 249926 to 249928, for 249929
249926	17892	Shuttle Race Plate
249927	17892	" " Position Pin
249928	17892	" " Oil Packing (felt)
249929	17892	Shuttle Race complete, Nos. 907E, 2533, 7326 39969, 249546, 249924, 249926, two each 399D, 662D, 2532, 249927, 249928 and three 203E
250408	17903	Machine Rest (high) with 232982 and two wood screws 1 in. No. 12, for 228355
255096	17883	Feed Wheel Clutch Roller Spring, for 249562
255097	17883	Feed Wheel Clutch Roller Spring Guide, for 249562
350068E	17904	Knife Grinder Emery Wheel Driving Shaft Oil Hole Cover Screw, for 39898
350076C	17882	Clamp Carrier Regulator Stud (to regulate length of buttonhole)
350281C	17887	Knife Bar Driving Lever Hinge Screw
350415C	17883	Feed Wheel Clutch Disc Locking Plate Screw, for 249556

1788I - 1/2



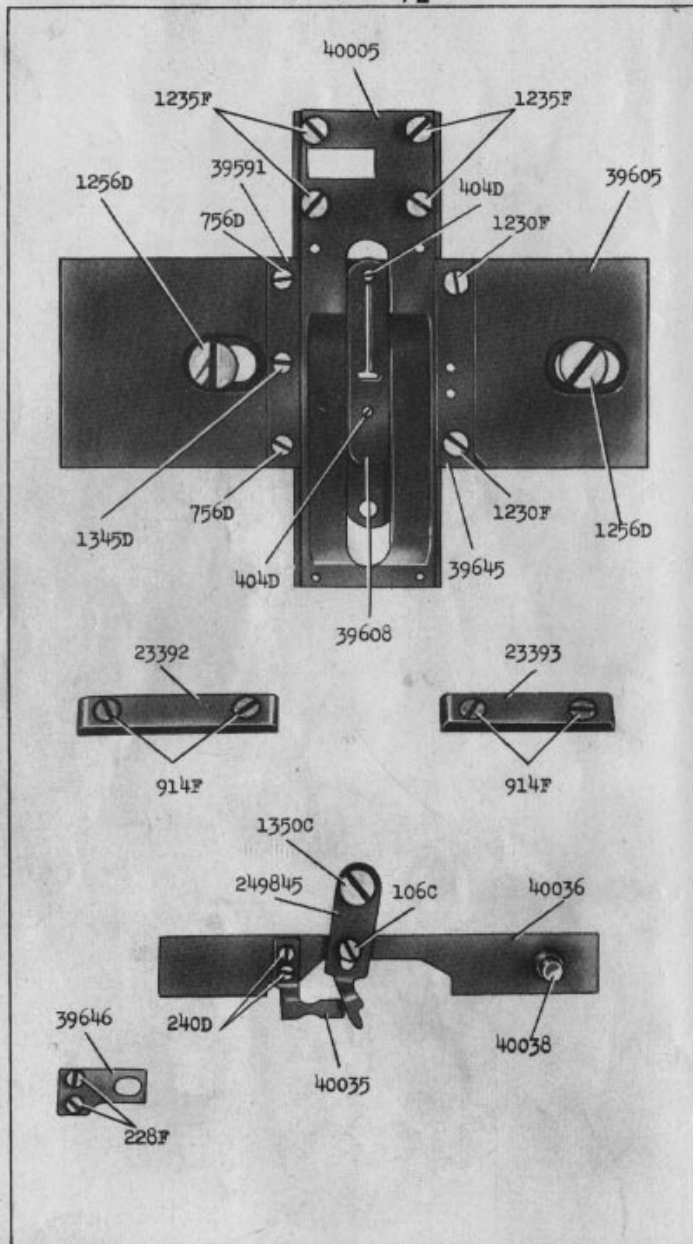


17882 - 1/3

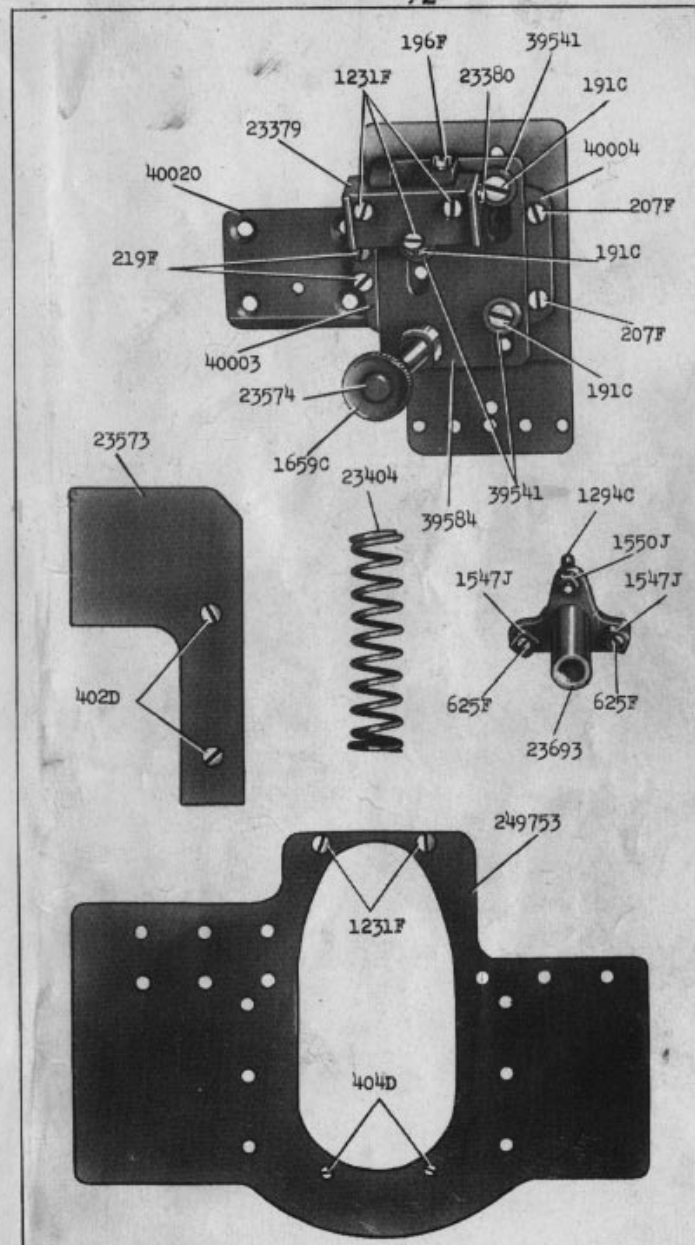


17883 - 1/3

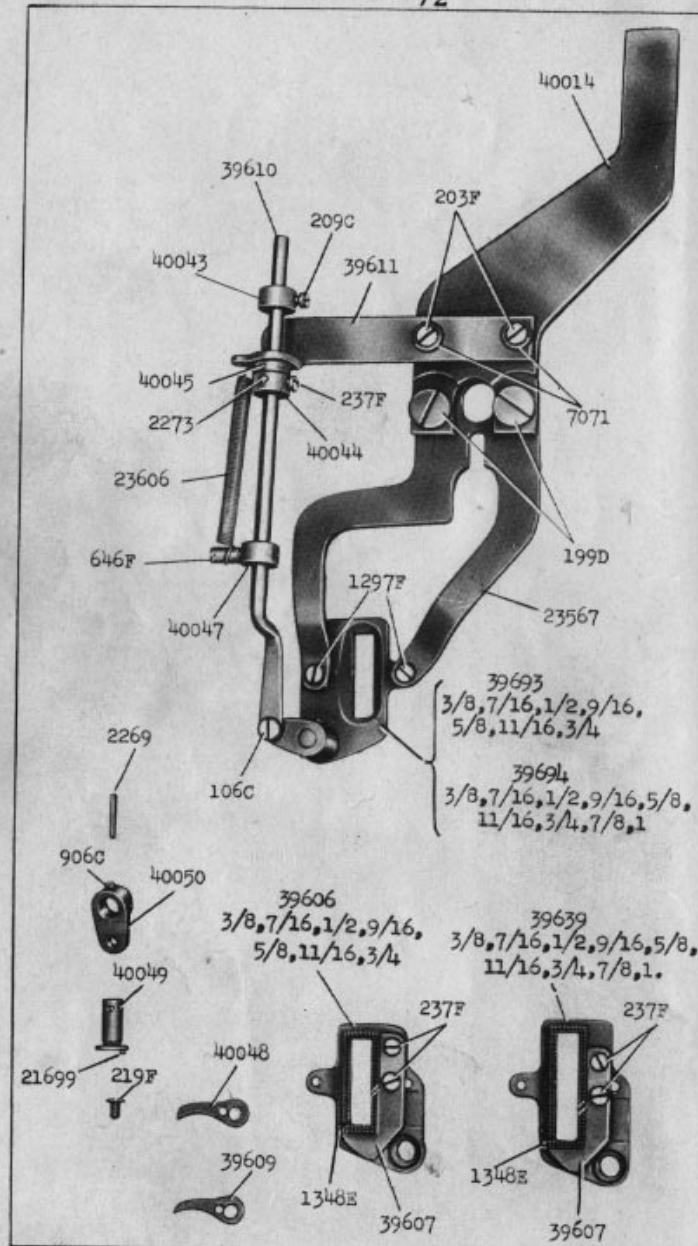
17884 - 1/2

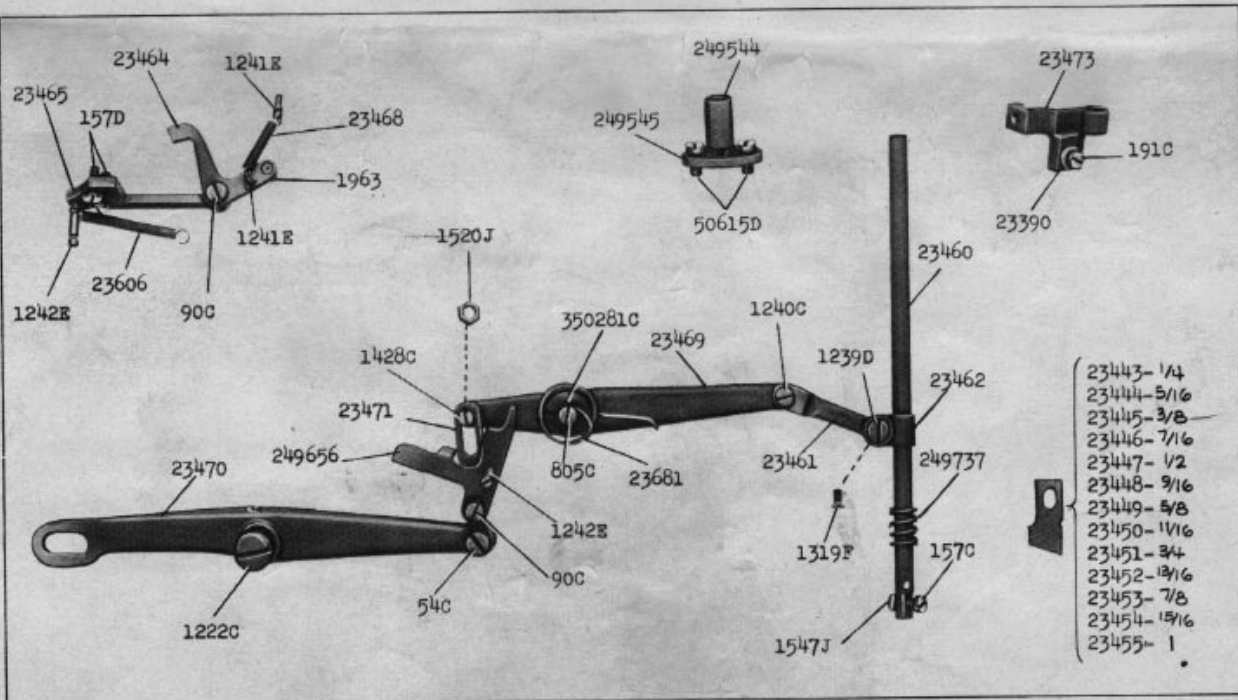


17885 - 1/2



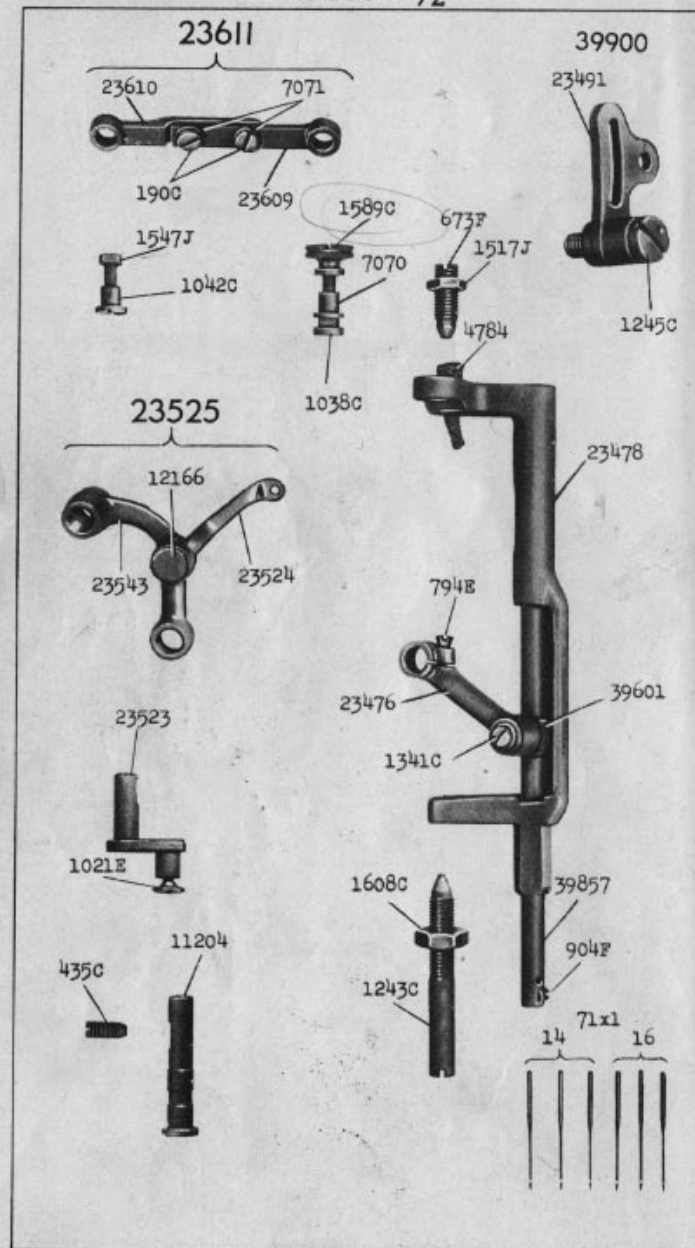
17886 - 1/2

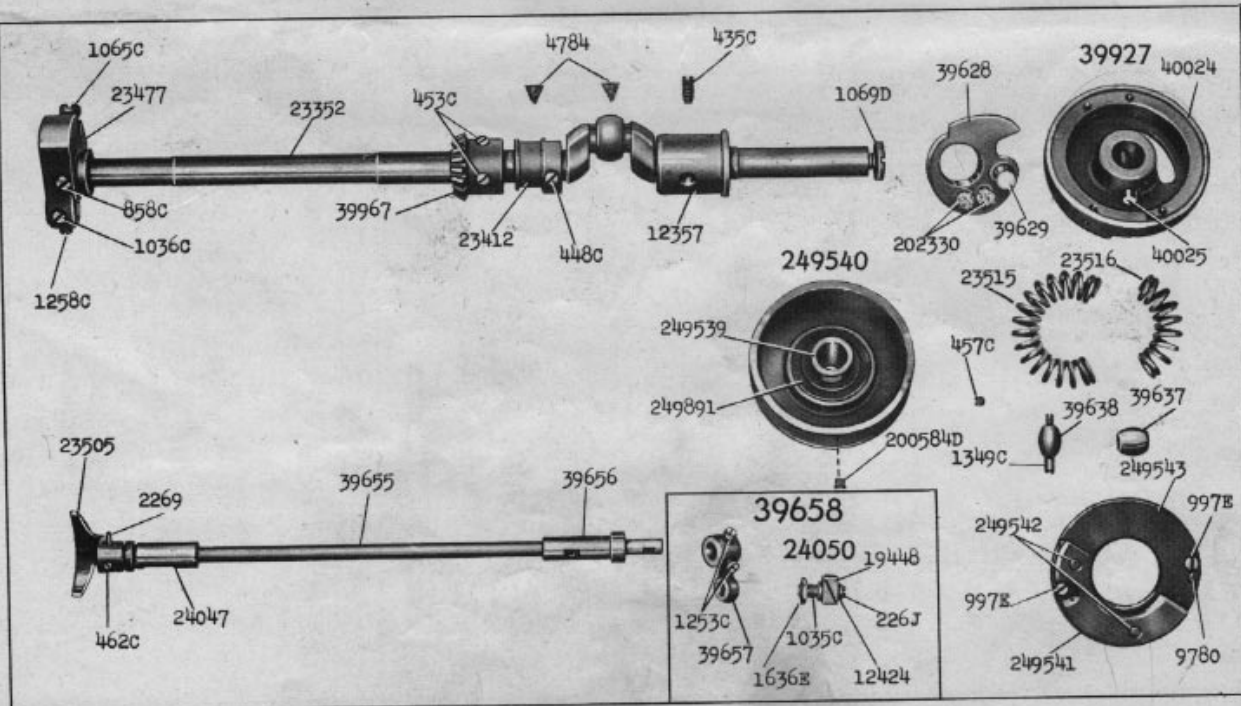




17887 - 1/3

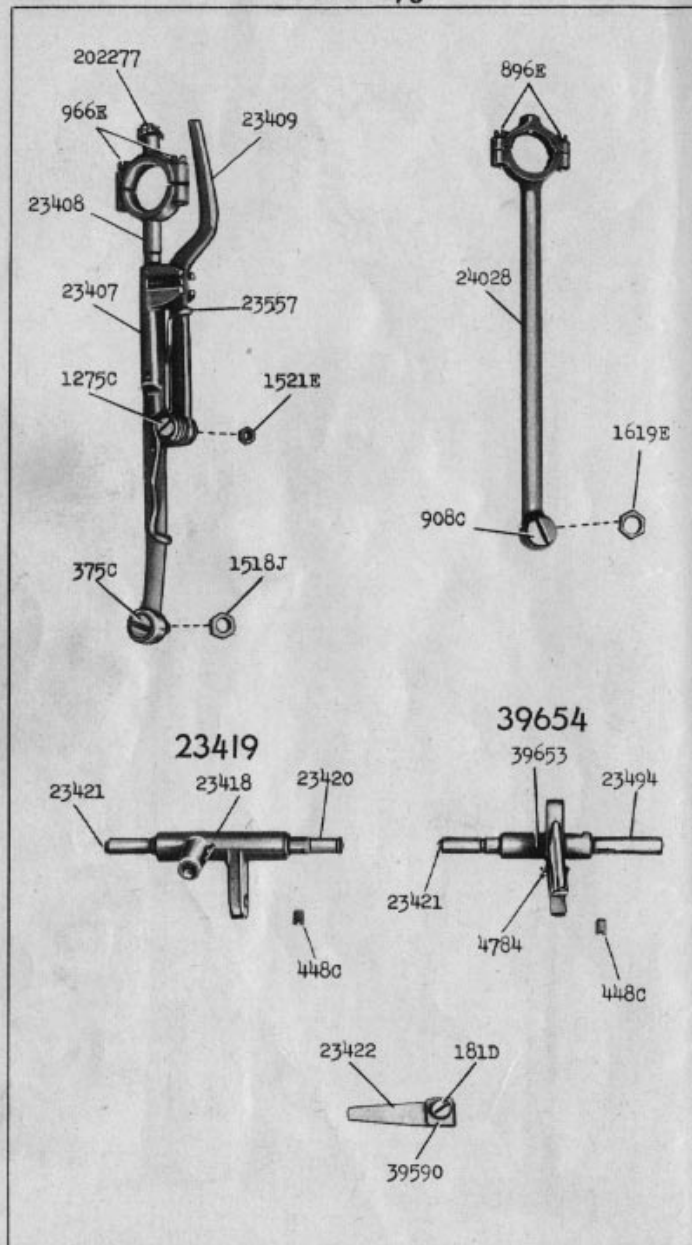
17888 - 1/2



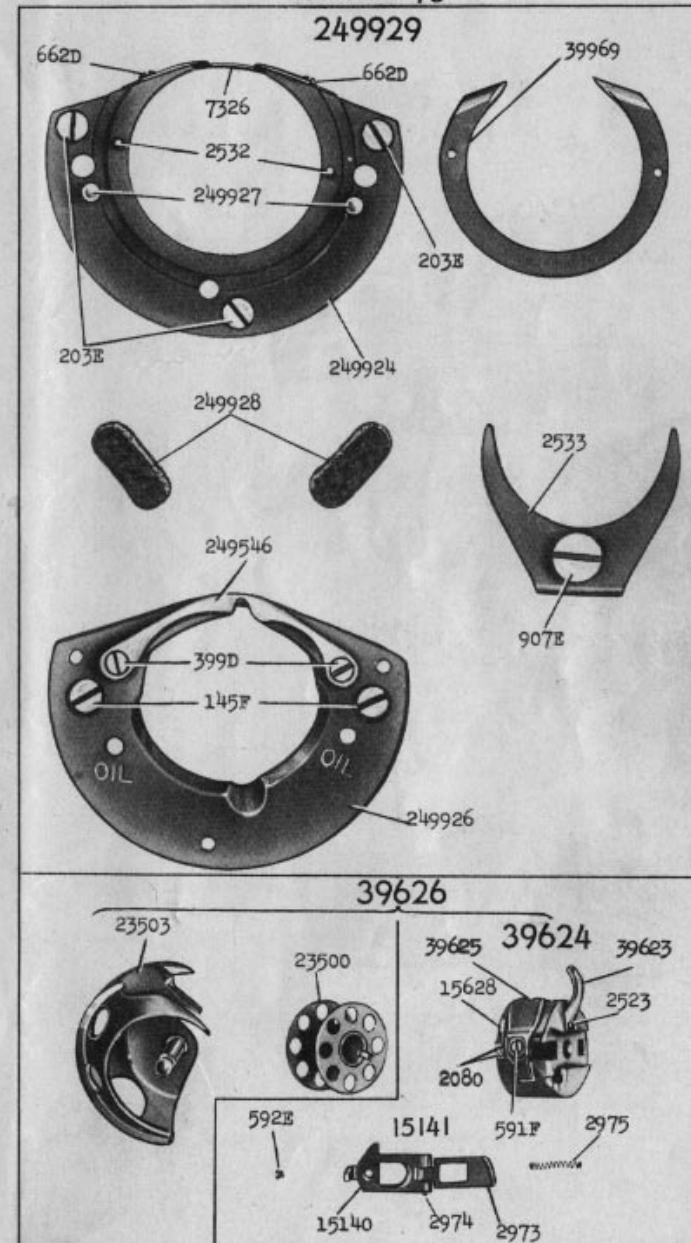


17890 - 1/3

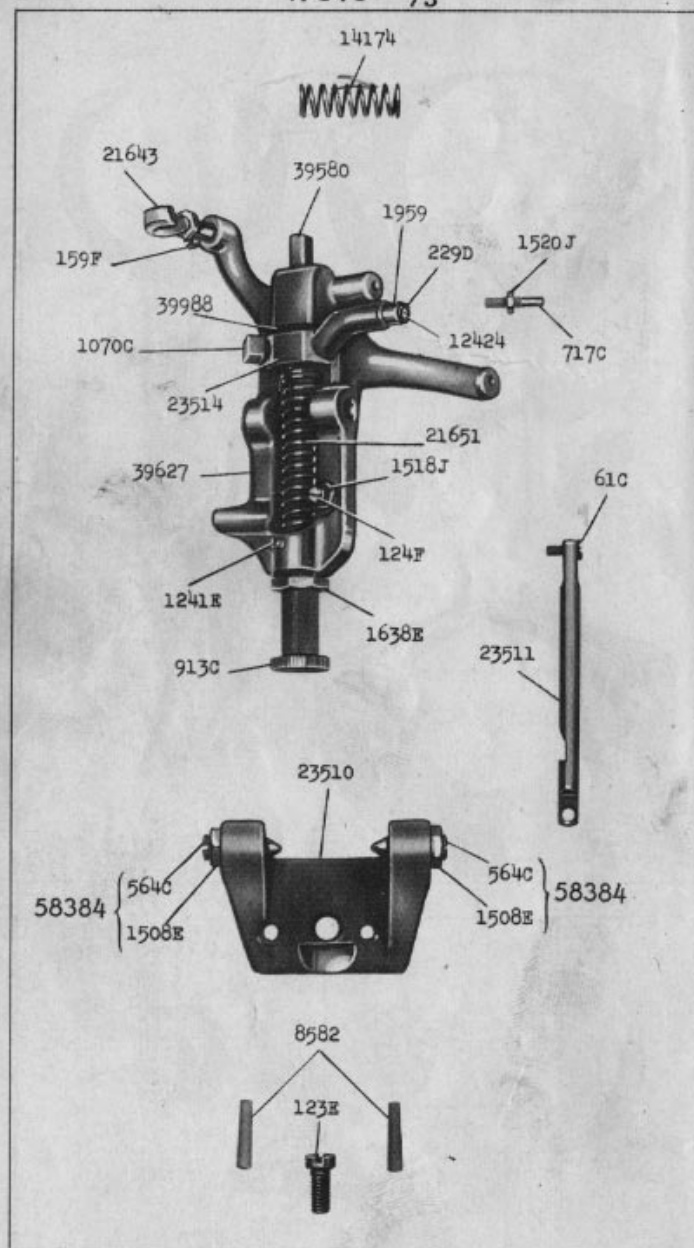
17891 - 1/3

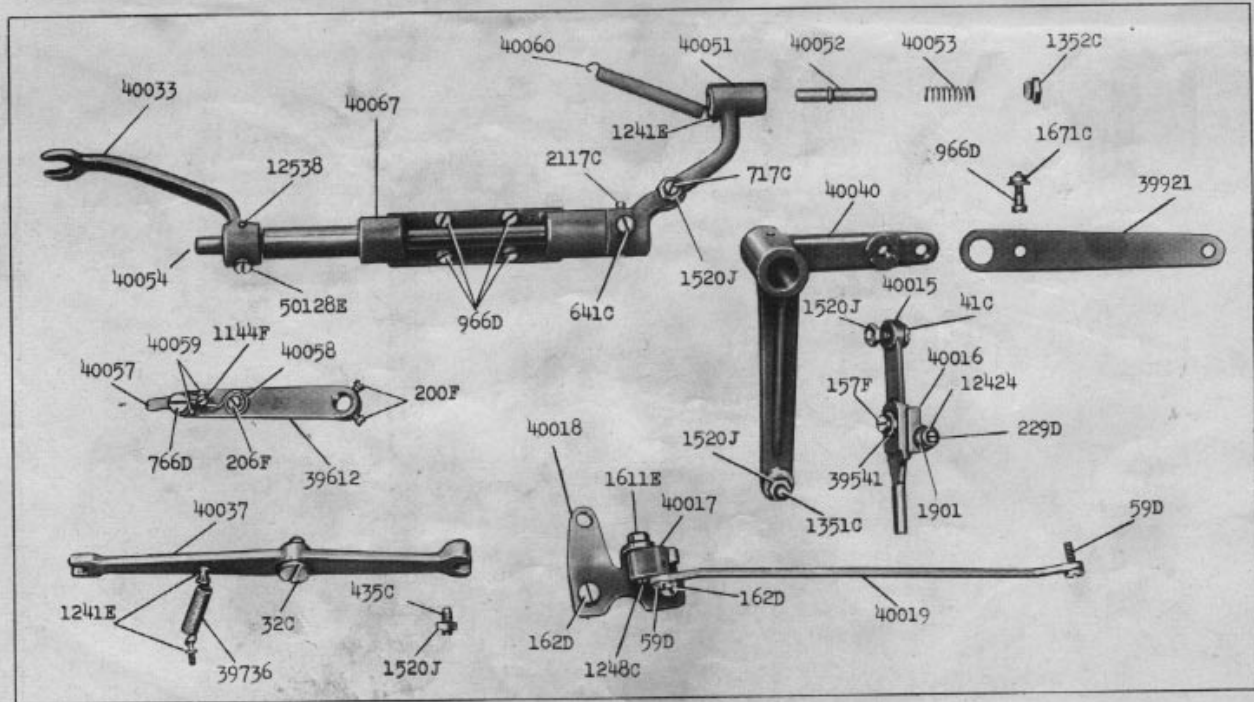


17892 - 2/3

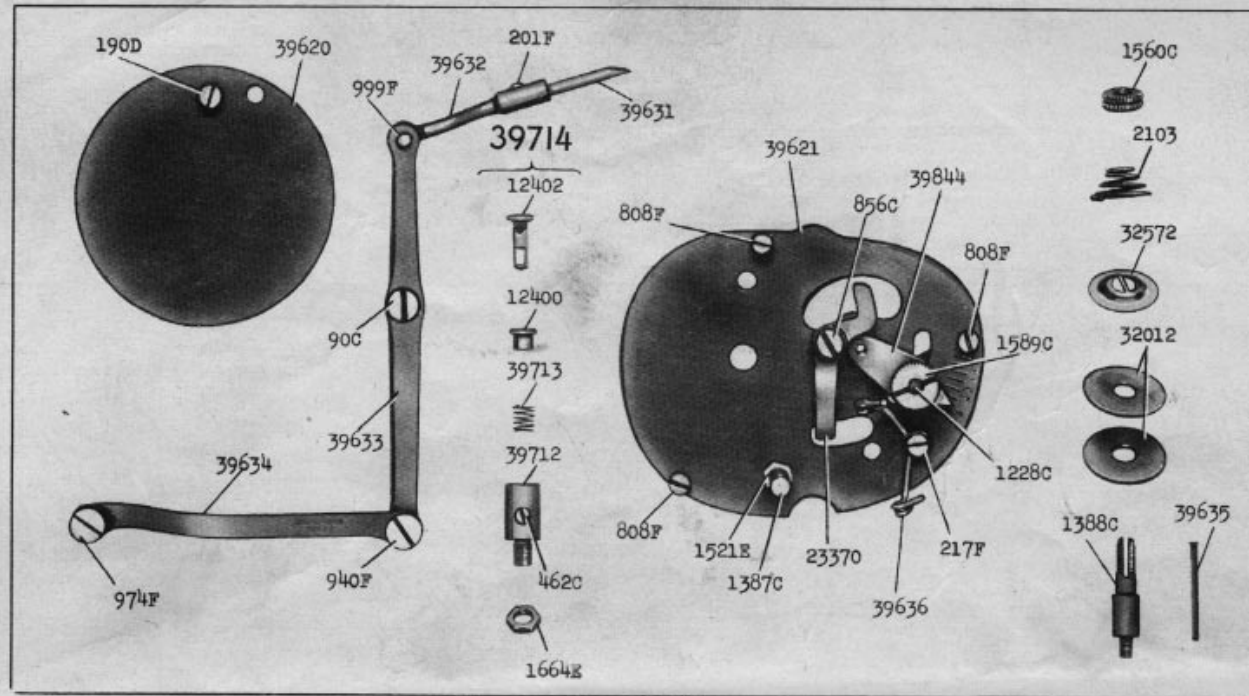


17893 - 1/3



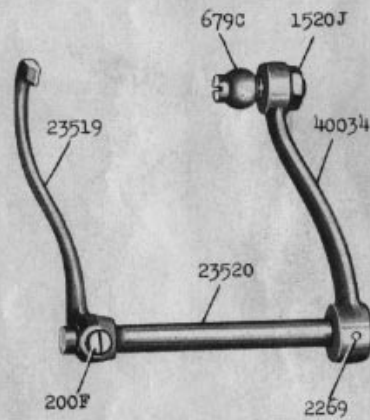
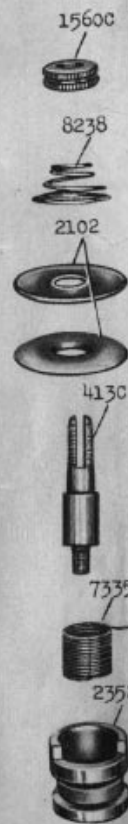
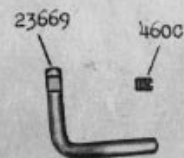


17894 - 1/3



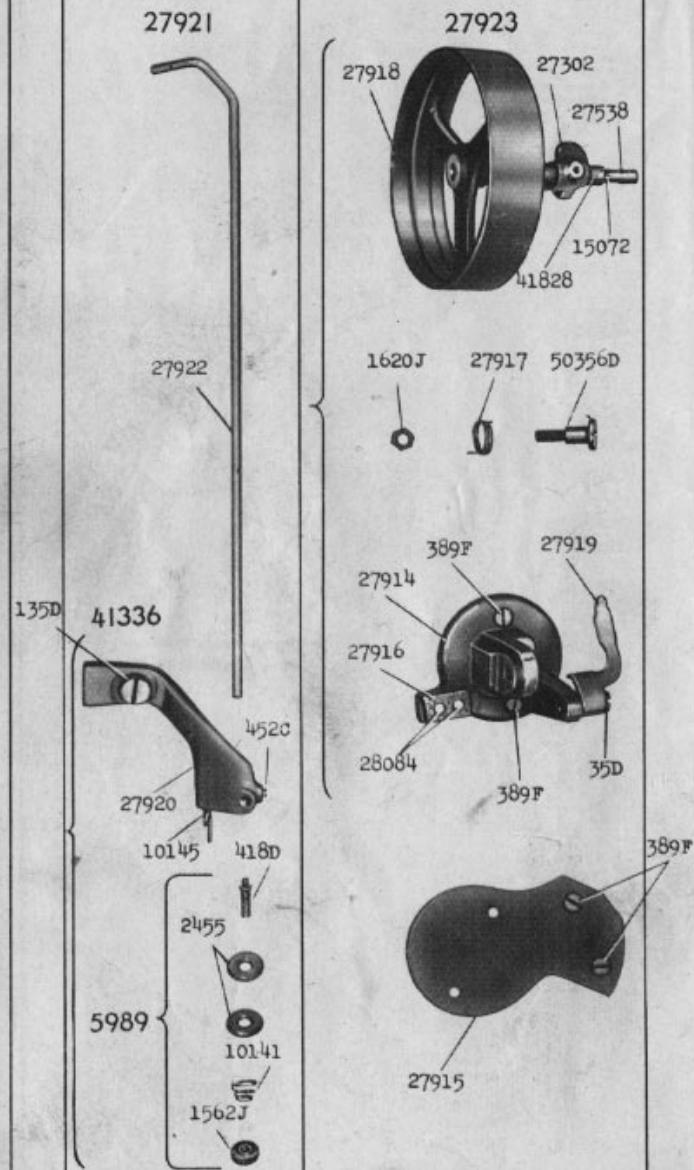
17895 - 1/2

17896 - 2/3




17897 - 1/3

27924




17898 - 1/4

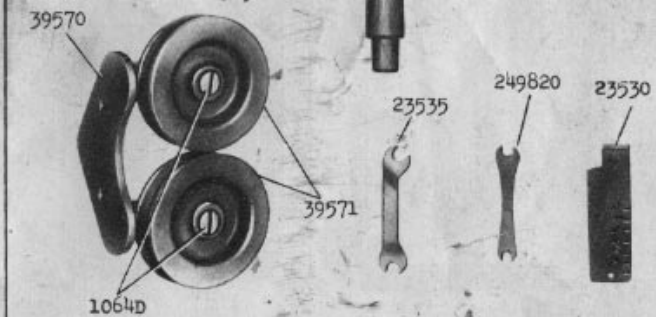
39709



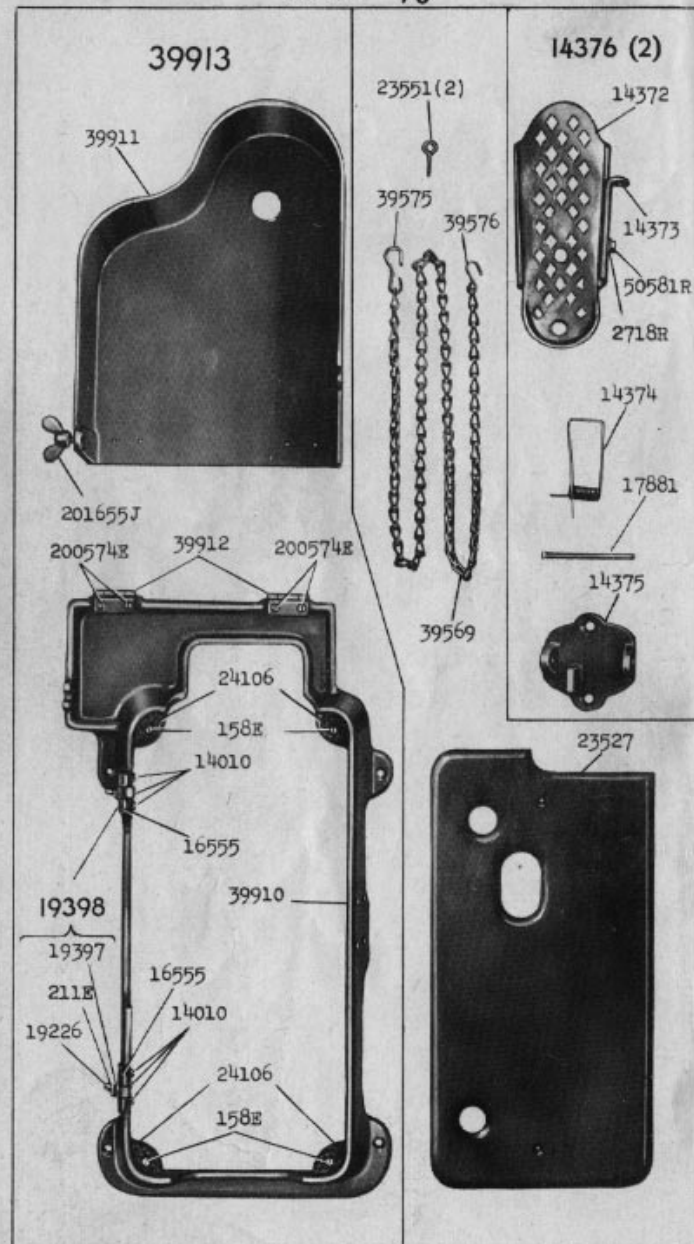
39716



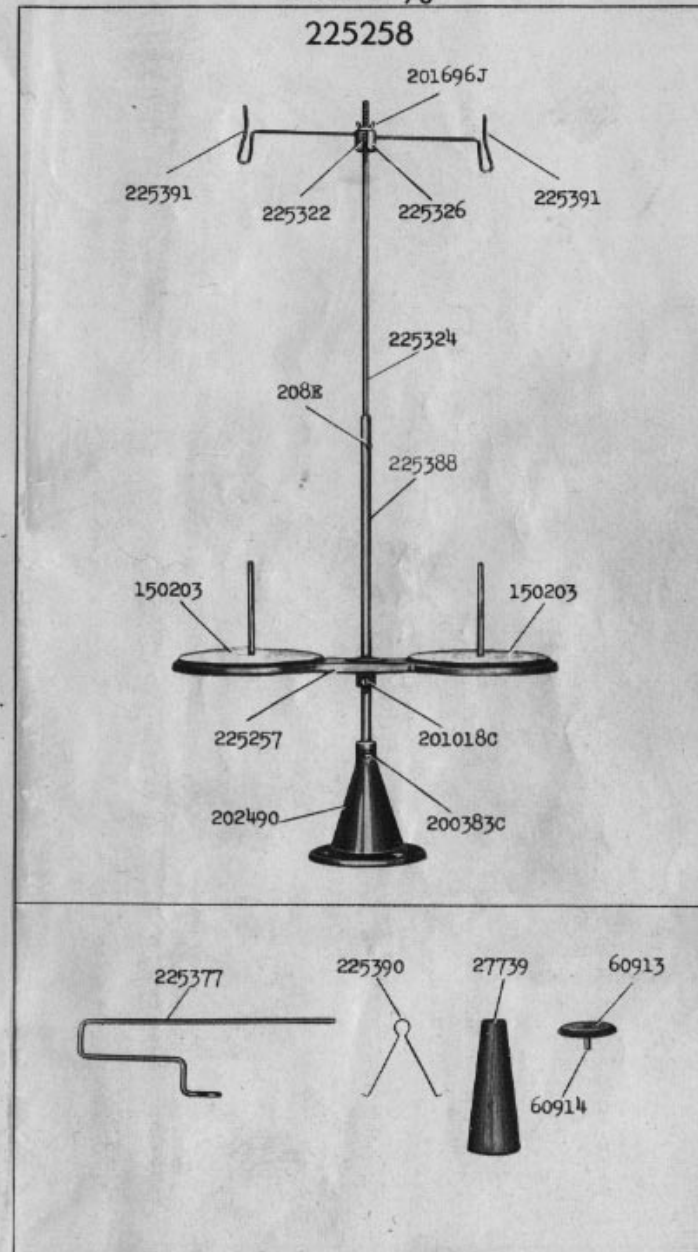
39572 (2)

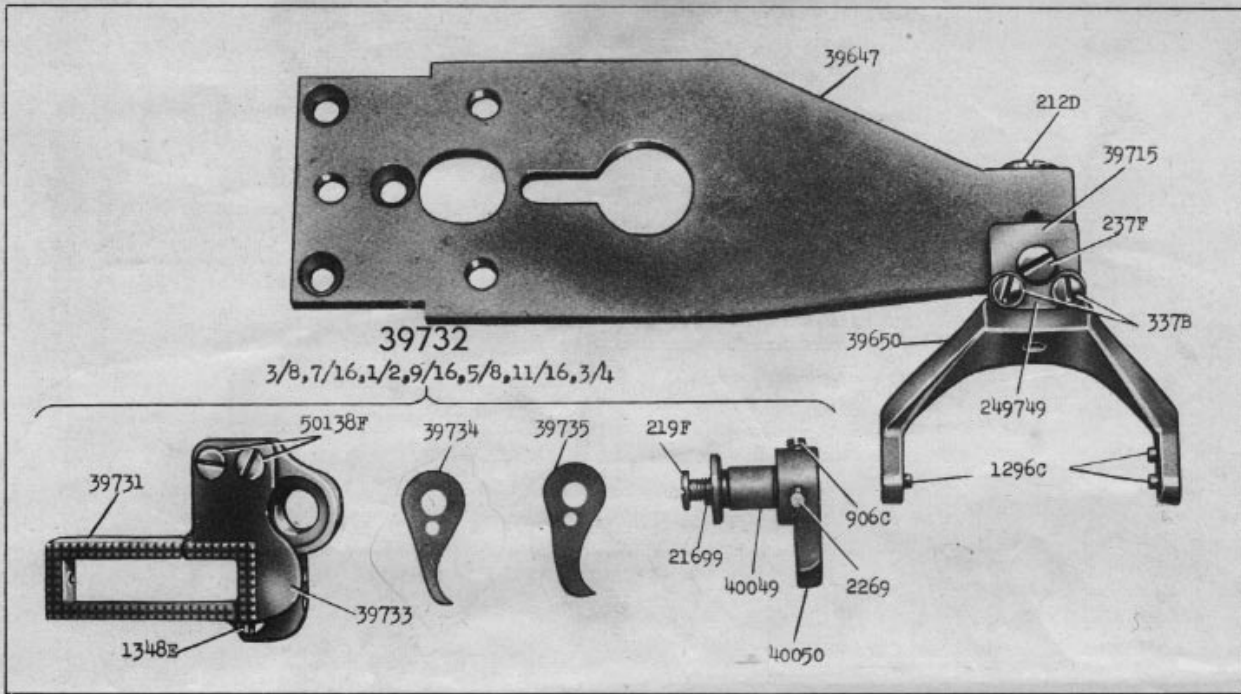


17899 - 1/6



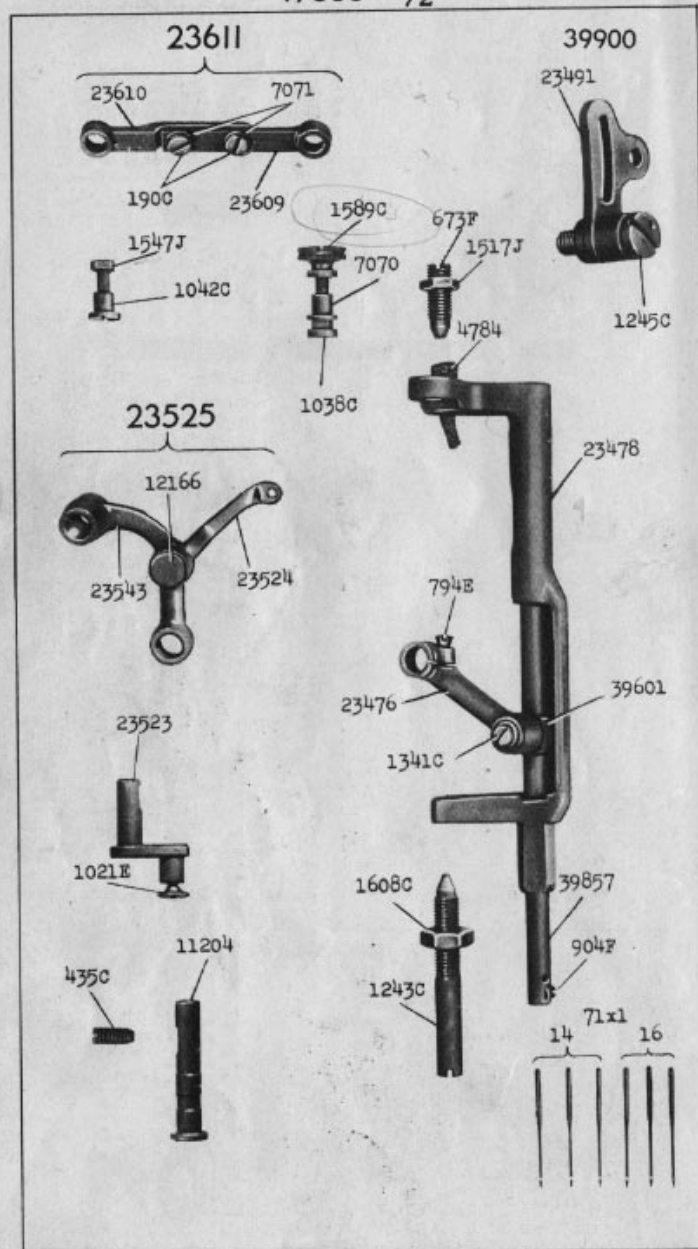
17900 - 1/6






17901


17888 - 1/2



17903 - 1/6

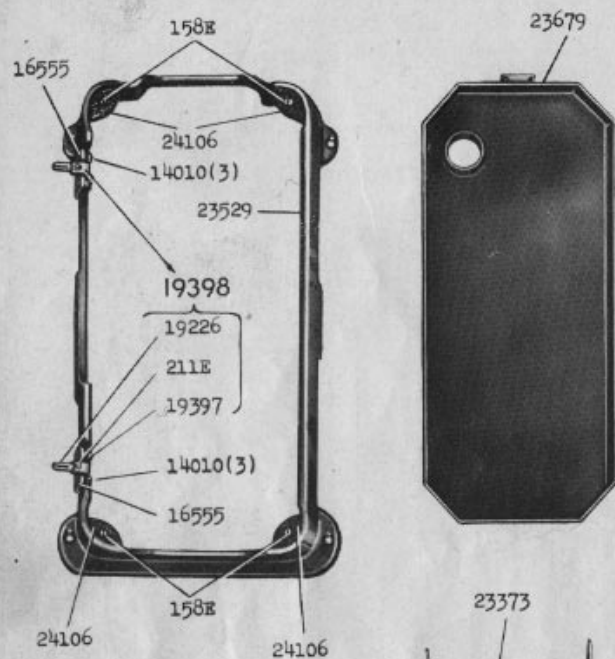
228355
228328 (2)



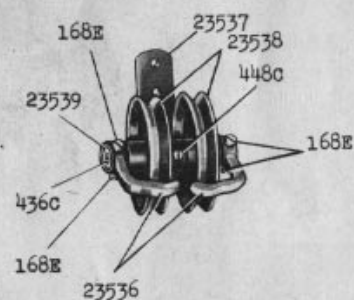


17904 - 1/3

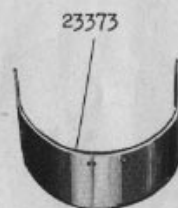
17905 - 1/6




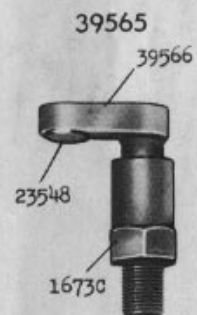
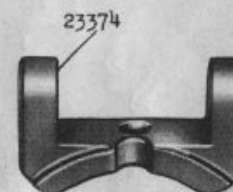
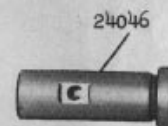

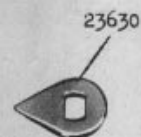

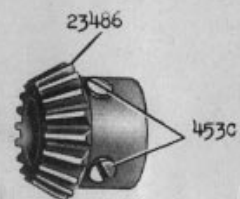
23540



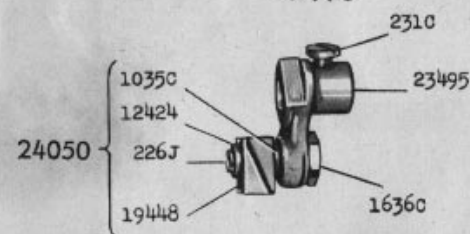
23417



17906 - 2/3



23496



This diagram illustrates the exploded view of a mechanical assembly, likely a valve train or a similar engine component. The parts are labeled with alphanumeric codes:

- Top Left:** 1286C (small pin), 23666 (washer), 23665 (spring).
- Top Center:** 39966 (large gear), 12440 (central pin).
- Top Right:** 23546 (bracket), 2030 (pin), 23544 (pin), 999F (pin), 23364 (pin), 240D (pin), 23545 (pin).
- Middle Left:** 23367 (gear), 193F (pin), 7071 (pin), 23664 (pin), 23667 (pin).
- Middle Center:** 213949 (pin), 8050 (pin), 23565 (pin), 1276C (pin), 1226C (pin), 23564 (pin), 23566 (spring), 1655E (pin), 1227C (pin), 1247 (pin), 1518J (pin), 23563 (pin).
- Middle Right:** 1655C (pin), 1956 (pin), 78C (pin), 229D (pin), 23389 (pin).
- Bottom Left:** 15072 (pin), 1248C (pin), 23361 (pin), 23362 (pin), 93H (pin), 23632 (pin), 23483 (pin), 23484 (pin), 39579 (pin), 196F (pin).
- Bottom Right:** 39643 (pin), 1963 (pin), 39616 (pin), 39617 (pin), 39618 (pin), 1226E (pin).