

Singer 71-107

FORM 2265w  
May, 1935  
PRINTED IN U. S. A.

# LIST OF PARTS



MACHINE No. 71-107

---

THE SINGER MANUFACTURING COMPANY

Copyright, U. S. A.,  
1916, 1925, 1929, 1932, 1933 and 1935,  
by The Singer Manufacturing Co.  
All Rights Reserved for all Countries

## INDEX

---

	PAGE
ACCESSORIES .....	29
BOBBIN WINDER .....	29
IRON BASE .....	30
KNIFE GRINDER .....	33
MACHINE No. 71-107 .....	7
MISCELLANEOUS PARTS .....	34
NUMERICAL LIST OF PARTS .....	35
TABLE BELT GUIDES .....	31
THREAD UNWINDER .....	31
TREADLE .....	32

## Instructions for Ordering

In ordering from this list, use **ONLY** the **PART** number in the **FIRST** column.

The number stamped on a Sewing Machine Part is the number of the Single Part only, except when the part includes Set Screws, Clamping Screws, Studs and Rollers Spun on, Small Wires riveted, or Parts soldered together, etc., which it is necessary to furnish in combination.

Every combination of parts sent out has its specific number which, although not stamped on Parts (except in above cases) must be used when ordering the combination.

Each number always indicates the **SAME PART** in whatever list it appears, or for whatever Machine.

The letters after some of the numbers indicate the style of finish only, as follows:

- A. Hardened, Polished and Plated.
- B. Polished and Plated.
- C. Hardened only.
- D. Polished only.
- E. Soft, not polished.
- F. Hardened and Polished.
- H. Blued.
- J. Nickel Plated only.
- R. Merlized.
- Y. Black Nickel Plated only.

These letters **MUST BE USED** when they appear in the list and **AFTER** the number, as in the list.

1 to 1500, 50001 to 51500, 200001 to 201500 and 350001 to 351500 are Screw Numbers.

1501 to 1800, 51501 to 51800, 201501 to 201800 and 351501 to 351800 are Nut Numbers.

1801 to 2000, 51801 to 52000, 201801 to 202000 and 351801 to 352000 are Roller Numbers.

2001 to 50000, 52001 to 200000 and 202001 to 350000 are Numbers of Machine Parts.

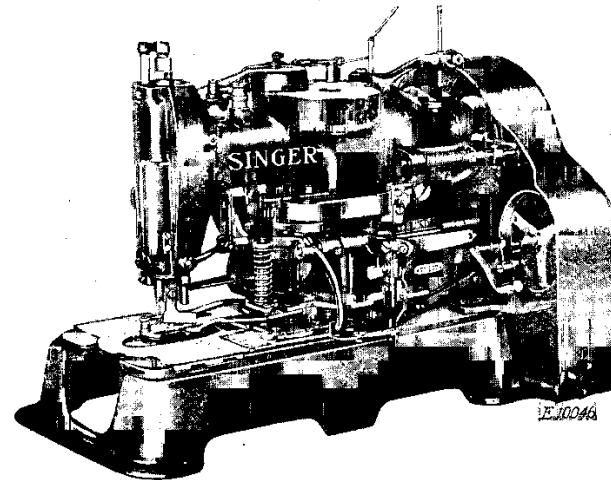
The figures in the second column refer only to the plate in which the illustration of the part is shown and are **NOT TO BE USED** in ordering.

Two or more numbers over a cut indicate that the difference between such parts is not visible in an illustration.

Parts marked with an asterisk (\*) are furnished only when repairs are made at the factory.

## LIST OF PARTS COMPLETE

FOR



## MACHINE No. 71-107

Makes Purl Stitch Buttonholes with square barred ends. Positive Feed. Knives from  $\frac{3}{4}$  to  $1\frac{1}{2}$  in. long. Cuts both threads and the hole after stitching

No.	Plate	Name
*249601	—	Arm with 24081
8582	14985	" Dowel Pin (2)
748E	4025	" Screw (back) (2)
868E	4025	" " (front) (2)
249602	15025	" Shaft
*24081	—	" " Bushing (front)
202260	—	" " Oil Packing (wick) (2)
200502B	14985	Arm Shaft Bushing Oil Packing Thumb Screw (2)
249622	15025	Arm Shaft Flanged Bushing (back)
435C	14985	" " " " " " Set Screw

## Parts for Machine No. 71-107

No.	Plate	Name
1069D	4025	Arm Shaft Screw
39620	15025	" Side Cover
190D	14985	" " " Screw
249604	15025	" Top Cover (left)
249605	15025	" " " (right)
190D	14985	" " " " Screw
249606	15024	Barring Lever
1478C	14982	" " Hinge Screw
249607	14982	" " Spring
1330C	14982	" " " Screw Stud
249954	15023	" Plate (2)
350229E	14982	" " Screw (2)
249610	14982	" Point
191C	14982	" " Screw
249611	14982	" Shaft with 452c
201713C	14982	" " Adjusting Lock Nut (2)
249612	14982	" " Guard
208D	4083	" " " Screw (2)
249613	14982	" Slide
249740	14982	" " Operating Plate (adjustable)
223D	4008	Barring Slide Operating Plate (adjustable) Screw
350253C	14982	Barring Slide Operating Plate Adjusting Screw
1607E	14982	Barring Slide Operating Plate Adjusting Screw Nut
249614	14982	Barring Slide Operating Plate (stationary)
228D	14982	Barring Slide Operating Plate (stationary) Screw (2)
249615	14982	Barring Slide Operating Rod
249616	14982	" " " " Stud
249619	14982	" " Stop
704E	14982	" " " Attaching Screw
898C	—	" " " Screw (adjustable)
452C	4025	Barring Slide Stop Screw (adjustable) Set Screw
*249620	—	Bed
249894	15032	" Oil Guard with 249883.
249883	14985	" " " Oil Tube (brass)
1235F	15023	" " " Screw (2)
249853	14985	Belt Shifter with 350287c
249854	14985	" " Operating Collar with 350329c
350329C	—	Belt Shifter Operating Collar Set Screw

## Parts for Machine No. 71-107

No.	Plate	Name
249855	14985	Belt Shifter Operating Rod
350237C	14985	" " " " " Set Screw
350237C	14985	Belt Shifter Set Screw
249856	15024	" " Shaft
249857	15024	" " " Bracket
350238C	14985	" " " " Hinge Screw
249858	15024	" " " " Extension with 51047E
51047E	14985	Belt Shifter Shaft Bracket Extension Pinch Screw
158E	4024	Belt Shifter Shaft Bracket Extension Screw
23554	15001	Belt Shifter Shaft Bracket Spring
350338E	15001	" " " " " Screw Stud (lower)
350339E	15001	Belt Shifter Shaft Bracket Spring Screw Stud (upper)
249860	14985	Belt Shifter Shaft Bracket Stop
191C	14982	" " " " " Screw
249861	14985	Belt Shifter Shaft Guide Collar with 237F
2269	14978	Belt Shifter Shaft Guide Collar Position Pin
237F	15023	Belt Shifter Shaft Guide Collar Set Screw
249862	14985	Belt Shifter Shaft Spring
39882	—	" " Stop Washer (rawhide)
249863	14985	" " Trip Point
756E	14985	" " " " Screw
249864	14985	" " " Stud
161D	14985	Bobbin Winder Base Screw (2)
39539Y	15025	Clamp Arm
625F	15023	" " Adjusting Screw (2)
1547J	15023	" " " " Nut (2)
249965	15033	" " Bracket with 196F
40003Y	14987	" " " Guide (left)
219F	4008	" " " " " Screw (2)
40004Y	14987	Clamp Arm Bracket Guide (right)
217F	4025	" " " " " Screw (2)
191C	14982	Clamp Arm Bracket Screw (3)
39541	14987	" " " " Washer (3)
249956	15033	" " Hinge Block
23380	15034	" " " " Pin
196F	15034	" " " " " Set Screw

## Parts for Machine No. 71-107

No.	Plate	Name
402D	15034	Clamp Arm Screw (3)
249957	15033	" Carrier
40006	14987	" " Block with 40007 and four 404D
40007	14987	Clamp Carrier Block Plate
404D	15034	" " " " Screw
23384	15034	" " Connecting Rod
52C	15034	" " " " Hinge Screw
249958	15027	Clamp Carrier Guard
244D	15023	" " " " Screw
39591	14987	" " Guide (left)
756D	14985	" " " " Screw (long) (2)
1345D	14987	Clamp Carrier Guide (left) Screw (short)
39645	15034	Clamp Carrier Guide (right)
1230F	15034	" " " " Screw (2)
249959	15025	" " Plate
1231F	15034	" " " " Screw (back) (2)
404D	15034	" " " " (front) (2)
249960	15025	" " Regulator with 240D, 1960 and 39583
1232C	15034	Clamp Carrier Regulator Hinge Screw
1960	15034	Clamp Carrier Regulator Roller and Screw Stud with 1520J
1520J	14987	Clamp Carrier Regulator Roller and Screw Stud Nut
249895	—	Clamp Carrier Regulator Slide
350076C	14987	" " " " Stud (to regulate length of buttonhole)
1671C	15023	Clamp Carrier Regulator Stud Nut
39532	15023	" " " " Sleeve
39583	14987	" " " " Stop
240D	14987	" " " " " " Screw
39720	15032	Clamp Carrier Slide with 1345D, 39591 and two 756D
23392	4008	Clamp Carrier Slide Guide (left)
23393	4008	" " " " (right)
914F	4008	" " " " Screw (4)
249625	15024	" " " " Lever with 1960
23395	14987	" " " " Regulator
23396	4008	" " " " " " Cap
223D	4008	Clamp Carrier Slide Lever Regulator Cap Screw (4)

## Parts for Machine No. 71-107

No.	Plate	Name
67D	4008	Clamp Carrier Slide Lever Regulator Screw
1960	15034	Clamp Carrier Slide Lever Roller and Screw Stud with 1520J
1520J	14987	Clamp Carrier Slide Lever Roller and Screw Stud Nut
7278	4008	Clamp Carrier Slide Lever Socket Joint
1234C	4008	Clamp Carrier Slide Regulating Stud
23397	4008	Clamp Carrier Slide Regulating Stud Bushing
1658C	4008	Clamp Carrier Slide Regulating Stud Bushing Thumb Nut
1256D	4008	Clamp Carrier Slide Screw (2)
249986	15034	" Check with 249987, two each 237F and 1348E, for $\frac{3}{4}$ to $1\frac{1}{2}$ in. buttonholes
1297C	15034	Clamp Check Screw (2)
249987	15034	" " Section and Cutting Plate
237F	15023	Clamp Check Section and Cutting Plate Screw (2)
1348E	15034	Clamp Check Section and Cutting Plate Support Stud
249988	—	Clamp Check complete, for $\frac{3}{4}$ to $1\frac{1}{2}$ in. buttonholes, Nos. 219F, 232105, 249827, 249828, 249976, 249977 and 249986
39724Y	15032	Clamp Lifting Arm
249759	15034	" " " " Connection (lower section)
249865	15034	Clamp Lifting Arm Connection (upper section)
249866	—	Clamp Lifting Arm Connection complete, Nos. 704C, 23390, 249759 and 249865
41C	15034	Clamp Lifting Arm Connection Hinge Screw
1520J	14987	Clamp Lifting Arm Connection Hinge Screw Nut
249867	15034	Clamp Lifting Arm Connection Lock
940F	14998	Clamp Lifting Arm Connection Lock Hinge Screw
232065	15034	Clamp Lifting Arm Connection Lock Spring
201295E	15034	Clamp Lifting Arm Connection Lock Spring Screw Stud

## Parts for Machine No. 71-107

No.	Plate	Name
249963	15033	Clamp Lifting Arm Connection Lock Stop Plate
194c	15035	Clamp Lifting Arm Connection Lock Stop Plate Support Stud
249760	15033	Clamp Lifting Arm Connection Lock Trip Lever with 690D
690D	15035	Clamp Lifting Arm Connection Lock Trip Lever Pinch Screw
1901	15035	Clamp Lifting Arm Connection Roller and Screw Stud with 229D and 12424
40016x	15035	Clamp Lifting Arm Connection Roller and Screw Stud Bracket
157F	15028	Clamp Lifting Arm Connection Roller and Screw Stud Bracket Screw
39541	14987	Clamp Lifting Arm Connection Roller and Screw Stud Bracket Screw Washer
229D	15026	Clamp Lifting Arm Connection Roller Cap Screw
12424	15028	Clamp Lifting Arm Connection Roller Cap Screw Washer
704c	14982	Clamp Lifting Arm Connection Screw
23390	15028	Clamp Lifting Arm Connection Screw Washer
199D	15035	Clamp Lifting Arm Screw (2)
40020Y	15025	" Plate
1235F	15023	" " Screw (4)
249964	15027	" " Support
402D	15034	" " " Screw (2)
23574	15024	" Post
1659c	15023	" Pressure Regulating Thumb Nut
39514	15023	Clamp Spring
23693Y	15023	" " Bushing
1294c	15023	" " " Position Stud
1550J	15023	" " " " " Nut
24028	15024	Crank Connecting Rod with 24085 and two 896E
*24085	—	Crank Connecting Rod Cap
896E	4025	" " " " Screw
908c	4025	" " " Hinge Screw
1619E	4025	" " " " " Nut
249631	15025	Face Plate
217F	4025	" " Screw (lower)
190D	14985	" " " (upper)

## Parts for Machine No. 71-107

No.	Plate	Name
249846	15024	Feed Driving Gear with two 448c
249965	15027	" " " (intermediate) with two 457E
249966	15027	Feed Driving Gear (intermediate) (large), for stud
249967	15027	Feed Driving Gear (intermediate) (small), for stud
249968	15027	Feed Driving Gear (intermediate), for swing bracket
249969	15027	Feed Driving Gear (intermediate) Bracket
249904	15027	Feed Driving Gear (intermediate) Bracket Position Lever
1178D	14987	Feed Driving Gear (intermediate) Bracket Position Lever Clamping Screw
249970	15027	Feed Driving Gear (intermediate) Pinion Shaft
249745	15023	Feed Driving Gear (intermediate) Pinion Shaft Collar with two 458c
458c	14987	Feed Driving Gear (intermediate) Pinion Shaft Collar Set Screw
249849	15023	Feed Driving Gear (intermediate) Pinion Shaft Eccentric Bushing
249844	14987	Feed Driving Gear (intermediate) Pinion Shaft Eccentric Bushing Position Plate
161D	14985	Feed Driving Gear (intermediate) Pinion Shaft Eccentric Bushing Position Plate Screw
232719	14987	Feed Driving Gear (intermediate) Position Pin
457E	14987	Feed Driving Gear (intermediate) Set Screw
249971	15023	Feed Driving Gear (intermediate) Stud
249972	15027	Feed Driving Gear (intermediate) Swing Bracket
350310D	15023	Feed Driving Gear (intermediate) Swing Bracket Screw
232131	14987	Feed Driving Gear (intermediate) Swing Bracket Screw Washer
40025	14987	Feed Driving Gear Position Pin
448c	14987	" " " Set Screw
249905	15027	" Hand Ratchet Lever
249906	15027	" " " " Extension Handle
160H	15037	Feed Hand Ratchet Lever Extension Handle Screw

## Parts for Machine No. 71-107

No.	Plate	Name
249907	15037	Feed Hand Ratchet Lever Pawl with 232382
90D	14987	Feed Hand Ratchet Lever Pawl Hinge Screw
250058	15037	Feed Hand Ratchet Lever Pawl Spring
232382	15037	Feed Hand Ratchet Lever Pawl Spring Pin
1449H	15037	Feed Hand Ratchet Lever Pawl Spring Screw
249914	—	Feed Hand Ratchet Lever complete, Nos. 90D, 160H, 1449H, 249905 to 249907 and 250058
249913	—	Feed Hand Ratchet Device complete, Nos. 95C, 158E 646F, 50416C, 201721C, 249904, 249909 to 249912, 249914, 249922, 249923, 250444, 350329C, 350337C and two 99C
39924	15023	Feed Hand Ratchet Wheel with 460C
3012	15023	" " " " Pin
460C	15023	" " " " Set Screw
249973	15025	" Wheel with 249641 and two 220D (240 stitches, 6 bar)
201668E	15023	Feed Wheel Clamping Nut
249639	15025	" " Shaft
457C	14987	" " " Oil Hole Plug Screw
249640	15027	Feed Wheel Tripping Lever
350237C	15026	" " " " Hinge Screw
1620E	15026	Feed Wheel Tripping Lever Hinge Screw Nut
249868	15026	Feed Wheel Tripping Lever Point
203C	15026	" " " " " Screw (2)
646F	15001	Feed Wheel Tripping Lever Screw Stud
250444	15037	Feed Wheel Tripping Lever Screw Stud Washer
23435	15026	Feed Wheel Tripping Lever Spring
190D	14985	" " " " " Screw
184E	15026	Feed Wheel Tripping Lever Stop Screw
249641	15026	Feed Wheel Tripping Point
220D	15026	" " " " " Screw
249642	15027	Intermittent Feed Wheel with two 350249E

## Parts for Machine No. 71-107

No.	Plate	Name
249887	15027	Intermittent Feed Wheel Driving Bevel Gear with two 1143E
249644	15029	Intermittent Feed Wheel Driving Bevel Gear Bracket
1396E	15026	Intermittent Feed Wheel Driving Bevel Gear Bracket Screw (2)
350230C	15026	Intermittent Feed Wheel Driving Bevel Gear Cap Screw
249645	15029	Intermittent Feed Wheel Driving Bevel Pinion with two 453C
40025	14987	Intermittent Feed Wheel Driving Bevel Pinion Position Pin
453C	15026	Intermittent Feed Wheel Driving Bevel Pinion Set Screw
201891	15026	Intermittent Feed Wheel Driving Roller
201996	—	Intermittent Feed Wheel Driving Roller 201891 with 229D, 23389 and 249888 (2)
229D	15026	Intermittent Feed Wheel Driving Roller Cap Screw
23389	15026	Intermittent Feed Wheel Driving Roller Cap Screw Washer
249888	15026	Intermittent Feed Wheel Driving Roller Stud
1143E	15026	Intermittent Feed Wheel Driving Roller Stud Set Screw
12546	15026	Intermittent Feed Wheel Position Pin
350249E	15026	Intermittent Feed Wheel Position Screw
249646	15029	Intermittent Feed Wheel Shaft
249738	15026	" " " " Collar
23451	—	Knife, $\frac{3}{8}$ inch
23452	—	" $\frac{11}{16}$ inch
23453	—	" $\frac{3}{4}$ inch
23454	—	" $\frac{15}{16}$ inch
23455	—	" 1 inch
23456	15026	" $1\frac{1}{16}$ inch
23457	—	" $1\frac{1}{8}$ inch
23458	—	" $1\frac{3}{8}$ inch
23459	—	" $1\frac{1}{2}$ inch
39555	—	" $1\frac{5}{8}$ inch
39556	—	" $1\frac{3}{4}$ inch
39557	—	" $1\frac{7}{8}$ inch
39558	—	" $1\frac{1}{2}$ inch
23460	15029	" Bar
23461	15026	" " Connecting Link



## Parts for Machine No. 71-107

No.	Plate	Name
1239D	15026	Knife Bar Connecting Link Hinge Cap Screw
1240C	15026	Knife Bar Connecting Link Hinge Screw
23462	15026	Knife Bar Connecting Stud with 1319F
1319F	15026	Knife Bar Connecting Stud Clamping Screw
249656	15029	Knife Bar Disengaging Lever with 1242E
249657	15029	Knife Bar Disengaging Lever Catch with 1963
249658	15029	Knife Bar Disengaging Lever Catch Bracket with 1242E and 238089
238089	15026	Knife Bar Disengaging Lever Catch Bracket Position Pin
50416C	15026	Knife Bar Disengaging Lever Catch Hinge Screw
1547J	15023	Knife Bar Disengaging Lever Catch Hinge Screw Nut
1963	15026	Knife Bar Disengaging Lever Catch Roller and Stud
249659	15026	Knife Bar Disengaging Lever Catch Spring
1241E	15026	Knife Bar Disengaging Lever Catch Spring Screw Stud
23466	15026	Knife Bar Disengaging Lever Catch Tripping Point
249869	15029	Knife Bar Disengaging Lever Catch Tripping Point Collar with 175E, 756E, 23466, 249863 and two 448C
448C	14987	Knife Bar Disengaging Lever Catch Tripping Point Collar Set Screw
175E	15026	Knife Bar Disengaging Lever Catch Tripping Point Screw
90C	14987	Knife Bar Disengaging Lever Hinge Screw
1242E	15026	Knife Bar Disengaging Lever Screw Stud
249660	15026	Knife Bar Disengaging Lever Spring
1242E	15026	" " " " " Screw
249661	15025	Knife Bar Driving Lever
350281C	15028	" " " " " Hinge Screw
1428C	15026	Knife Bar Driving Lever Screw Stud
1520J	14987	" " " " " Nut

## Parts for Machine No. 71-107

No.	Plate	Name
23681	15028	Knife Bar Driving Lever Spring
805C	15028	" " " " " Screw
249662	15025	Knife Bar Driving Lever (intermediate)
144D	15028	Knife Bar Driving Lever (intermediate) Cap Screw
23471	15029	Knife Bar Driving Lever (intermediate) Connecting Link
54C	15028	Knife Bar Driving Lever (intermediate) Connecting Link Hinge Screw
350243C	15028	Knife Bar Driving Lever (intermediate) Hinge Screw Stud
201510E	11658	Knife Bar Driving Lever (intermediate) Hinge Screw Stud Nut
205634	15028	Knife Bar Driving Lever (intermediate) Hinge Screw Stud Washer
1959	15028	Knife Bar Driving Lever (intermediate) Roller and Screw Stud with 229D and 12424
229D	15026	Knife Bar Driving Lever (intermediate) Roller Cap Screw
12424	15028	Knife Bar Driving Lever (intermediate) Roller Cap Screw Washer
249737	15028	Knife Bar Spring
249544	15028	" " " Stop
249545	15028	" " " Retainer Plate
50615D	15028	" " " " " Screw
(2)		
39534	15029	Knife Holder
1243C	15028	" " Guide Stud
1608C	15028	" " " " Nut
157C	15028	" " Screw
1547J	15023	" " " Nut
191C	14982	" Screw
23390	15028	" " Washer
39857	15029	Needle Bar with 904F
23476	14993	" " Connecting Link with 794E
794E	14993	Needle Bar Connecting Link Adjusting Screw
1021E	14993	Needle Bar Connecting Link Cap Screw
39601	14993	Needle Bar Connecting Stud with 1341C
1341C	14993	Needle Bar Connecting Stud Set Screw

## Parts for Machine No. 71-107

No.	Plate	Name
23477	15029	Needle Bar Crank with 858c, 1036c, 1065c and 1258c
1065c	4025	Needle Bar Crank Position Screw
858c	4025	" " " Set Screw
23478	15029	" " " Frame with 4784
249666	15029	" " " Connection
350254F	14993	" " " " Cap Screw
350251c	15028	" " " " Hinge Screw
249667	14993	Needle Bar Frame Driving Gear
249671	14993	" " " " " "
		(intermediate) (large) with 235356
249672	14993	Needle Bar Frame Driving Gear (intermediate) (small)
249669	15029	Needle Bar Frame Driving Gear (intermediate) Bracket with 1149c
250397	14993	Needle Bar Frame Driving Gear (intermediate) Bracket Position Pin
129E	14993	Needle Bar Frame Driving Gear (intermediate) Bracket Screw (2)
201715c	14993	Needle Bar Frame Driving Gear (intermediate) Clamping Nut
235356	14993	Needle Bar Frame Driving Gear (intermediate) Pin
249670	14993	Needle Bar Frame Driving Gear (intermediate) Stud
1149c	14993	Needle Bar Frame Driving Gear (intermediate) Stud Set Screw
200068H	14993	Needle Bar Frame Driving Gear Screw (2)
23610	—	Needle Bar Frame Pitman (hinge screw end)
23609	—	Needle Bar Frame Pitman (regulator end)
190D	14985	Needle Bar Frame Pitman Adjusting Screw
7071	4008	Needle Bar Frame Pitman Adjusting Screw Washer
23611	14993	Needle Bar Frame Pitman (adjustable) complete, Nos. 23609, 23610, two each 190D and 7071
1042c	14993	Needle Bar Frame Pitman Hinge Screw
1547J	15023	Needle Bar Frame Pitman Hinge Screw Nut
249673	14993	Needle Bar Frame Regulator
1038c	14993	" " " " Adjusting Screw

## Parts for Machine No. 71-107

No.	Plate	Name
1698c	14993	Needle Bar Frame Regulator Adjusting Screw Nut
7070	15035	Needle Bar Frame Regulator Adjusting Screw Sleeve
39504	15028	Needle Bar Frame Regulator Adjusting Screw Washer
249668	15028	Needle Bar Frame Regulator Hinge Stud
446c	4025	Needle Bar Frame Regulator Hinge Stud Set Screw
673F	15030	Needle Bar Frame Screw Center
1517J	15030	" " " " " Nut
249985	15033	" Plate
404D	15034	" " Screw (2)
904F	15030	" Set Screw
249674	15031	" Vibrating Gear with two 350249E
12546	15026	Needle Vibrating Gear Position Pin
350249E	15026	" " " " Screw
39653	15031	Oscillating Rock Shaft
23494	15031	" " " " Hinge Pin with 23421
23421	—	Oscillating Rock Shaft Hinge Pin Oil Hole Plug (leather)
448c	14987	Oscillating Rock Shaft Hinge Pin Set Screw
39654	—	Oscillating Rock Shaft complete, Nos. 4784, 23494 and 39653
4784	—	Oscillating Rock Shaft Oil Pad
39655	15031	" Shaft
39656	4023	" " Bushing (back)
24047	15031	" " " (front)
249809	15030	" " " " Oil Tube (brass)
39657	15030	Oscillating Shaft Crank
1253c	4023	" " " " Set Screw
39658	4023	Oscillating Shaft Crank complete, Nos. 1636E, 24050, 39657 and two 1253c
19448	15030	Oscillating Shaft Crank Slide Block
226D	15030	" " " " " "
		Cap Screw
12424	15028	Oscillating Shaft Crank Slide Block Cap Screw Washer
1035c	15030	Oscillating Shaft Crank Slide Block Screw Stud
1636E	15030	Oscillating Shaft Crank Slide Block Screw Stud Nut

## Parts for Machine No. 71-107

No.	Plate	Name
24050	—	Oscillating Shaft Crank Slide Block complete, Nos. 226D, 1035C, 12424 and 19448
*249890	—	Pulley (loose) with 200534D
249891	15031	" " Ball Bearing
249892	15031	" " Bushing
200534D	15030	" " Grease Retaining Screw
249893	15031	Pulley (loose, ball bearing) complete, Nos. 249890 to 249892
249702	15031	Pulley (tight) with 454C
40025	14987	" " Pin (2)
454C	15030	" " Set Screw
249763	15033	Sewing Safety Lock
59D	15035	" " " Hinge Screw
249731	15033	" " " Pitman (front section)
249732	15033	Sewing Safety Lock Pitman (rear section)
203E	15026	Sewing Safety Lock Pitman Screw
249764	—	Sewing Safety Lock Pitman complete, Nos. 249731, 249732 and two 203E
350235D	15035	Sewing Safety Lock Pitman Hinge Screw (back)
766D	15035	Sewing Safety Lock Pitman Hinge Screw (front)
23500	14995	Shuttle Bobbin
249919	15030	" " Case Hinge, Nos. 2974, 15140 and 249920
15140	14995	Shuttle Bobbin Case Latch
249920	15030	" " " " Lever
2974	14995	" " " " " "
		Fulcrum Pin
2975	14995	Shuttle Bobbin Case Latch Spring
592E	14995	" " " " Stop Screw
23501	15030	Shuttle Bobbin Case Position Finger
2523	14995	" " " " " "
		Rivet
249546	14978	Shuttle Bobbin Case Position Plate
391J	14995	" " " " " "
		Screw
249921	15030	Shuttle Bobbin Case complete, Nos. 591F, 592E, 2523, 2975, 23501, 23680 and 249919
23503	14978	Shuttle Body
249918	—	" 1 $\frac{1}{4}$ in. diam., Nos. 23500, 23503 and 249921

## Parts for Machine No. 71-107

No.	Plate	Name
23505	14995	Shuttle Driver with 462C
2269	14978	" " Pin
462C	14978	" " Set Screw
39969	14978	" Race Back
2532	14978	" " " Position Pin
2533	14995	" " " Spring
907E	15030	" " " " Screw
39979	—	" " Body
39980	14995	" " " 39979 with 7326, 249546, two each 391J and 662D
39982	14978	Shuttle Race complete, Nos. 907E, 2533, 39969, 39980 and two 2532
7326	14978	Shuttle Race Cap
662D	14995	" " " Screw
145F	14995	" " Screw
591F	14978	" Tension Regulating Screw
23680	15030	" " Spring
249703	15032	Starting Lever
717C	15030	" " Adjusting Screw
1520J	14987	" " " " Nut
249704	15031	" " Bracket
8582	14985	" " " Dowel Pin (2)
123E	15030	" " " Screw
23511	14992	" " Rod
61C	15030	" " " Hinge Screw
564C	15030	" " " Screw Center
58384	—	" " " " " 564C with 1508E (2)
1508E	15030	Starting Lever Screw Center Nut
23624	15030	" " Spring
39675	15030	" " " Collar with two 191C
191C	14982	Starting Lever Spring Collar Set Screw
202005	15030	Starting Lever Spring Washer
124F	15030	" " Stop Screw
1518J	4025	" " " " Nut
249675	—	Stitch Regulating Gear, 18 teeth
249677	—	" " " 20 teeth
249679	15030	" " " 24 teeth
Note: No. 249679 is furnished with machine unless another Stitch Regulating Gear is specified on order.		
249951	—	Stitch Regulating Gear, 27 teeth
249682	—	" " " 30 teeth
249725	—	" " " 36 teeth
249727	—	" " " 40 teeth
249744	—	" " " 45 teeth

## Parts for Machine No. 71-107

No.	Plate	Name
249952	—	Stitch Regulating Gear, 54 teeth
249953	—	" " " 60 teeth
249923	15027	" " " Disengaging Lever
350337c	15037	Stitch Regulating Gear Disengaging Lever Hinge Screw
249909	15037	Stitch Regulating Gear Disengaging Slide
249910	15037	Stitch Regulating Gear Disengaging Slide Bracket
158E	4024	Stitch Regulating Gear Disengaging Slide Bracket Screw
249911	15037	Stitch Regulating Gear Disengaging Slide Bracket Support Washer
95c	15037	Stitch Regulating Gear Disengaging Slide Operating Screw
99c	15037	Stitch Regulating Gear Disengaging Slide Screw
249975	15031	Stitch Regulating Gear Guard
201721c	15037	" " " Guide and Lock Nut
249739	14996	Stitch Regulating Gear Pin
249912	15037	" " " Spring
249705	14996	Stop Cam with two 202330
249706	14992	" " " Gear
249707	14992	" " " Guard
164D	14996	" " " " Screw (2)
249708	14992	" " " Stud
200522c	14996	" " " Gear Stud Set Screw
249741	14992	" " " Interlocking Rod
249709	15033	" " " " Guide with 1070c and 1959
1070c	14996	Stop Cam Interlocking Rod Guide Set Screw
39988	—	Stop Cam Interlocking Rod Guide Washer (rawhide)
21651	14996	Stop Cam Interlocking Rod Spring
913c	14996	" " " " "
1638E	14996	Regulating Thumb Screw Stop Cam Interlocking Rod Spring Regulating Thumb Screw Nut
202330	—	Stop Cam Oil Packing (wick)
249742	14996	" " " Spring
249711	14992	" " " Cover
200108D	14996	" " " " Screw (3)
871c	14996	" " " Stop Screw
249713	14996	" " " " Block with 457c

## Parts for Machine No. 71-107

No.	Plate	Name
457c	14987	Stop Cam Spring Stop Screw Block Set Screw
249922	15027	Stop Lever
50416c	15026	" " Hinge Screw
2102	14997	Tension (side of arm) Disc (2)
1560c	14997	" " " " Regulating Thumb Nut
23519	14997	Tension (side of arm) Releaser with 200F
40033x	14998	Tension (side of arm) Releaser Arm with 50128E
12538	14997	Tension (side of arm) Releaser Arm Pin
50128E	14997	Tension (side of arm) Releaser Arm Set Screw
40051	15033	Tension (side of arm) Releaser Lever with 641c
40052	14997	Tension (side of arm) Releaser Lever Lock Pin
1352c	14997	Tension (side of arm) Releaser Lever Lock Pin Screw Bushing
40053	14997	Tension (side of arm) Releaser Lever Lock Pin Spring
2117	14997	Tension (side of arm) Releaser Lever Pin
641c	14997	Tension (side of arm) Releaser Lever Set Screw
249880	15032	Tension (side of arm) Releaser Lever Shaft
40067	15032	Tension (side of arm) Releaser Lever Shaft Bracket
966D	4025	Tension (side of arm) Releaser Lever Shaft Bracket Screw (3)
249843	14997	Tension (side of arm) Releaser Lever Spring
1241E	15026	Tension (side of arm) Releaser Lever Spring Screw Stud (2)
717c	15030	Tension (side of arm) Releaser Lever Stop Screw
1520J	14987	Tension (side of arm) Releaser Lever Stop Screw Nut
1469c	14997	Tension (side of arm) Releaser Lever Stop Screw Stud
200F	15030	Tension (side of arm) Releaser Set Screw
23520	14997	Tension (side of arm) Releaser Shaft
40034r	14997	Tension (side of arm) Releaser Shaft Crank

## Parts for Machine No. 71-107

No.	Plate	Name
679c	14997	Tension (side of arm) Releaser Shaft Crank Ball Screw Stud
1520j	14987	Tension (side of arm) Releaser Shaft Crank Ball Screw Stud Nut
2269	14978	Tension (side of arm) Releaser Shaft Crank Pin
1043c	14997	Tension (side of arm) Screw Stud
350060c	14997	" " " " " "
		Set Screw
8238	14997	Tension (side of arm) Spring
32012	14998	" (top cover) Disc (2)
1560c	14997	" " " Regulating Thumb Nut
249685	14998	Tension (top cover) Releaser
1387c	14998	" " " " Guide Screw Stud
1521e	14998	Tension (top cover) Releaser Guide Screw Stud Nut
249686	14998	Tension (top cover) Releaser Hol- der with 201f
999f	14998	Tension (top cover) Releaser Hol- der Hinge Screw
249687	14998	Tension (top cover) Releaser Rod
40043	14998	" " " " "
		Collar with 209c (2)
209c	14998	Tension (top cover) Releaser Rod Collar Set Screw
249800	14998	Tension (top cover) Releaser Rod Spring
201f	14998	Tension (top cover) Releaser Set Screw
32572	14998	Tension (top cover) Releasing Disc
39633	14998	" " " " " Lever
249688	14998	" " " " " "
		Connection
974f	14998	Tension (top cover) Releasing Lev- er Connection Screw (back)
940f	14998	Tension (top cover) Releasing Lev- er Connection Screw (front)
90f	14987	Tension (top cover) Releasing Lev- er Hinge Screw
39635	14998	Tension (top cover) Releasing Pin
1388c	14998	" " " " " " Nut
1664e	15035	" " " " " " "
2103	14997	" " " " " Spring
39636	14998	" " " " " Thread Eyelet (double)
217f	4025	Tension (top cover) Thread Eyelet Screw

## Parts for Machine No. 71-107

No.	Plate	Name
40035	14997	Thread (lower) Cutting Blade
40036	15033	" " " " " Car- rier with 40038
40037	15033	Thread (lower) Cutting Blade Car- rier Lever
32c	4025	Thread (lower) Cutting Blade Car- rier Lever Hinge Screw
249534	15035	Thread (lower) Cutting Blade Car- rier Lever Spring
1241e	15026	Thread (lower) Cutting Blade Car- rier Lever Spring Screw Stud (2)
435c	14985	Thread (lower) Cutting Blade Car- rier Lever Stop Screw
1520j	14987	Thread (lower) Cutting Blade Car- rier Lever Stop Screw Nut
40038	14997	Thread (lower) Cutting Blade Car- rier Stud
39646	14997	Thread (lower) Cutting Blade Fric- tion Plate
228f	14982	Thread (lower) Cutting Blade Fric- tion Plate Screw (2)
249831	15032	Thread (lower) Cutting Lever
1351c	14997	" " " " " Ball Screw
1520j	14987	Thread (lower) Cutting Lever Ball Screw Nut
249871	15032	Thread (lower) Cutting Lever Ex- tension
350246c	14997	Thread (lower) Cutting Lever Ex- tension Hinge Screw
1521e	14998	Thread (lower) Cutting Lever Ex- tension Hinge Screw Nut
249916	15001	Thread (lower) Cutting Lever Ex- tension Spring
996e	15001	Thread (lower) Cutting Lever Ex- tension Spring Screw Stud
249845	15001	Thread (lower) Pull-off Finger
106c	15001	" " " " " Guide Screw
1350c	15001	Thread (lower) Pull-off Finger Hinge Screw
249976	15035	Thread (upper) Clamping Blade
249977	15035	" " " " " Cutting Blade
249826	15001	" " " " " Con- necting Rod
40044	15001	Thread (upper) Cutting Blade Con- necting Rod Collar with 237f
2273	15035	Thread (upper) Cutting Blade Con- necting Rod Collar Pin

## Parts for Machine No. 71-107

No.	Plate	Name
237F	15023	Thread (upper) Cutting Blade Connecting Rod Collar Set Screw
40045	—	Thread (upper) Cutting Blade Connecting Rod Collar Washer (rawhide)
249691	15036	Thread (upper) Cutting Blade Connecting Rod Latch
249876	15036	Thread (upper) Cutting Blade Connecting Rod Latch Lifting Lever
350287c	14985	Thread (upper) Cutting Blade Connecting Rod Latch Lifting Lever Screw
39541	14987	Thread (upper) Cutting Blade Connecting Rod Latch Lifting Lever Screw Washer
249917	15001	Thread (upper) Cutting Blade Connecting Rod Latch Spring
249878	15001	Thread (upper) Cutting Blade Connecting Rod Latch Stud
1521E	14998	Thread (upper) Cutting Blade Connecting Rod Latch Stud Nut
350265c	15001	Thread (upper) Cutting Blade Connecting Rod Hinge Screw
23606	15001	Thread (upper) Cutting Blade Connecting Rod Spring
249978	15036	Thread (upper) Cutting Blade Connecting Rod Spring Bracket
203E	15026	Thread (upper) Cutting Blade Connecting Rod Spring Bracket Screw (2)
7071	4008	Thread (upper) Cutting Blade Connecting Rod Spring Bracket Screw Washer (2)
40047	15001	Thread (upper) Cutting Blade Connecting Rod Spring Collar with 646F
646F	15001	Thread (upper) Cutting Blade Connecting Rod Spring Collar Set Screw
219F	4008	Thread (upper) Cutting Blade Screw
249827	15001	Thread (upper) Cutting Blade Shaft
249828	15001	“ “ “ “ “
		Crank with 906c
232105	15001	Thread (upper) Cutting Blade Shaft Crank Pin
906c	15001	Thread (upper) Cutting Blade Shaft Crank Set Screw

## Parts for Machine No. 71-107

No.	Plate	Name
249979	15035	Thread (upper) Cutting Lock (lower section)
249980	15035	Thread (upper) Cutting Lock (upper section)
90c	14987	Thread (upper) Cutting Lock Hinge Screw
203E	15026	Thread (upper) Cutting Lock Screw
249981	—	Thread (upper) Cutting Lock complete, Nos. 249979, 249980 and two 203E
249779	15035	Thread (upper) End Cutting Block with 175E (adjustable)
175E	15026	Thread (upper) End Cutting Block Set Screw
249982	15036	Thread (upper) End Cutting Lever
249983	15036	“ “ “ “ “
		Bracket
690E	15035	Thread (upper) End Cutting Lever Bracket Screw
50416c	15026	Thread (upper) End Cutting Lever Hinge Screw
249882	15036	Thread (upper) End Cutting Lever Link
201431c	15035	Thread (upper) End Cutting Lever Link Hinge Screw (2)
249782	15001	Thread (upper) End Cutting Lever Operating Cam (adjustable) with 249784
249783	15001	Thread (upper) End Cutting Lever Operating Cam Position Collar with 450c and 453c
450c	15001	Thread (upper) End Cutting Lever Operating Cam Position Collar Position Screw
453c	15026	Thread (upper) End Cutting Lever Operating Cam Position Collar Set Screw
249784	15001	Thread (upper) End Cutting Lever Operating Cam Position Pin
249785	15035	Thread (upper) End Cutting Lever Operating Cam Spring
249786	15036	Thread (upper) End Cutting Lever Operating Lever
50416c	15026	Thread (upper) End Cutting Lever Operating Lever Hinge Screw
249787	15035	Thread (upper) End Cutting Lever Spring
219E	4008	Thread (upper) End Cutting Lever Spring Screw

## Parts for Machine No. 71-107

No.	Plate	Name
7071	4008	Thread (upper) End Cutting Lever Spring Screw Washer
249692	15035	Thread (upper) Guide
227D	15035	" " " Screw (2)
23669	15035	" Guide (side of arm) (lower)
460C	15023	" " " " " " "
		Set Screw
39711	15035	Thread Guiding Stud (side of arm)
460C	15023	" " " " " " "
		Set Screw
39712	15035	Thread Retainer Holder with 462C
1664E	15035	" " " Nut
12400	15035	" " Sleeve
39713	15035	" " Spring
12402	15035	" " Stud
462C	14978	" " " Set Screw
39714	—	Thread Retainer complete, Nos. 1664E, 12400, 12402, 39712 and 39713
23523	4023	Thread Take-up Crank
1036C	4023	" " " Position Screw
1258C	4023	" " " Set Screw
23524	4023	" " Lever
12166	4023	" " " Hinge Pin
23543	4023	" " " Link
249915	15001	" " " " Hinge Pin
		with 222598
222598	—	Thread Take-up Lever Link Hinge Pin Oil Packing (wick)
435C	14985	Thread Take-up Lever Link Hinge Pin Set Screw
4784	—	Thread Take-up Lever Oil Pad
23525	—	Thread Take-up Lever complete, Nos. 12166, 23524 and 23543
39652	15035	Thread Take-up Spring
39950	15035	" " " Regulator
		with 350060C
446C	4025	Thread Take-up Spring Regulator Set Screw

## ACCESSORIES

No.	Plate	Name
249984	15036	Gauge, for setting length of button- hole, with 200137H and 249789
249789	15036	Gauge Chain and Ring
200137H	15037	" " " " Screw
23455	—	Knife, 1 inch
23457	—	" 1½ inch
23459	—	" 1½ inch
23500	14995	Shuttle Bobbin (5)
249675	—	Stitch Regulating Gear, 18 teeth
249677	—	" " " 20 teeth
249951	—	" " " 27 teeth
40035	14997	Thread (lower) Cutting Blade
249976	15035	" (upper) Clamping Blade
249977	15035	" " Cutting Blade
71 x 1	—	Needles, three each, sizes 14 and 16
23527	—	Drip Pan with two wood screws ½ in., No. 5, R.H.B.
41401	15007	Machine Rest Pin
120346	4104	Oiler (copper plated) with 120347
120347	4104	" Spout, 9 in. long
11831	15007	Screw Driver (machine) (5 in. blade) large
120088	—	Screw Driver Blade
120090	—	" " Handle
26026	15007	" " (machine) (small), Nos. 120088 and 120090
*250521	—	Screw Driver Blade
*225483	—	" " Handle
250522	15007	Screw Driver (for needle set screw) complete, Nos. 225483 and 250521
249746	15007	Screw Driver, for Needle Bar Con- necting Stud Set Screw
255513	—	Tweezers
8909	15007	Wrench
10875	15007	"
21654	15007	"
23535	15007	"
249820	15007	"

## BOBBIN WINDER

249714	15008	Base with 27916 and two 28084
15072	4024	Bobbin Position Pin
27916	4024	Brake (leather)
28084	4024	" Rivet

## Accessories

No.	Plate	Name
249715	15008	Frame
50356D	15037	" Hinge Screw
1620J	15026	" " " Nut
249716	15037	" Spring
27918	15008	Pulley
27538	15008	Spindle with 15072, 27850 and 41828
*27850	—	" Collar
41828	15028	" " Pin
249717	15008	Stop Latch
35D	4025	" " Hinge Screw
249696	15008	Tension Bracket with 452c
249697	—	Tension Bracket complete, Nos. 1620J, 5989, 10145, 27922, 249693 and 249696
2455	4024	Tension Disc
1562J	4024	" Regulating Thumb Nut
418D	4024	" Screw Stud
10141	4024	" Spring
10145	4024	" Thread Guide
5989	—	Tension complete, Nos. 418D, 1562J, 10141 and two 2455
27922	15008	Thread Eyelet Rod
452c	4025	" " " Set Screw
249693	15028	" Leader
1620J	15026	" " Lock Nut
249718	15008	Bobbin Winder complete, Nos. 35D, 1620J, 27538, 27918, 50356D and 249714 to 249717

## IRON BASE

249721	—	Bed Frame with two each 16555, 19398, four each 158E, 24106, six 14010 and four wood screws 1 1/2 in., No. 12
24106	4024	Bed Frame Cushion (felt)
158E	4024	" " " Screw
19226	4024	" " Hinge Connection
19398	—	" " " " 19226 with 211E and 19397
19397	4024	Bed Frame Hinge Connection Cap
211E	4024	" " " " " "
		Screw
16555	4024	Bed Frame Hinge Plate
14010	4024	" " " " Rivet

## Accessories

No.	Plate	Name
249722	—	Splash Guard with 201655J
39912	4083	" " Hinge
200574E	11658	" " " Screw
201655J	11658	" " Locking Screw Wing Nut
249723	—	Bed Frame and Splash Guard complete, Nos. 249721, 249722, two 39912 and eight 200574E

## TABLE BELT GUIDES

23536	4047	Guide with two 168E
168E	4025	" Set Screw
14229	4047	" Bracket with 448c
23538	4047	" Pulley
39708	4047	" " Shaft with 858c
858c	4025	" " " Oil Hole Plug Screw
448c	14987	" " " Set Screw
39716	4047	Table Belt Guide (single, left) complete, Nos. 14229, 23536, 23538, 39708 and four wood screws 1 1/2 in., No. 12, R.H.B.
39709	4047	Table Belt Guide (single, right) complete, Nos. 14229, 23536, 23538, 39708 and four wood screws 1 1/2 in., No. 12, R.H.B.

## THREAD UNWINDER

225257	14363	Spool Rest (for two spools) (flat) with 201018c
150203	—	Spool Rest Cushion (felt)
225388	14363	" " Rod
200383c	15037	" " " Set Screw
201018c	15037	" " " Set Screw
202490	14363	" Stand with 200383c
225391	14363	Thread Guide
201696J	15037	" " Lock Nut
225324	14363	" " Rod with 208E and 225322
208E	4083	Thread Guide Rod Screw
225322	15037	" " " Washer
225326	15037	" " " Position Cup
225258	14363	Thread Unwinder complete (for two spools), Nos. 201696J, 202490, 225257, 225324, 225326, 225388, two each 150203, 225391 and three wood screws 3/4 in., No. 12



## Accessories

## TREADLE

No.	Plate	Name
14368	15032	Treadle
39569	15032	Chain, 45 in. long, with 39575 and 39576 (2)
39570	4047	Chain Guide Bracket
39571	4047	" " Pulley
1064D	4025	" " " Screw
39575	4024	" Hook (lower)
39576	4024	" " (upper)
39572	4047	Treadle Chain Guide complete, Nos. 39570, two each 1064D, 39571 and wood screws 1½ in., No. 12, R.H.B. (2)
23551	4024	Treadle Chain Screw Eye (2)
17881	15037	" Shaft
14369	15032	" Stand
14370	15032	Treadle complete, Nos. 14368, 14369, 17881 and two wood screws 1½ in., No. 12 (2)

## KNIFE GRINDER

No.	Plate	Name
39886	—	Emery Wheel, 4 in. diameter
39887	4083	" " Driving Shaft
201510D	11658	" " " " Nut
204101	11658	" " " " " Washer
39888	4083	Emery Wheel Driving Shaft Oil Hole Cover
350068E	15037	Emery Wheel Driving Shaft Oil Hole Cover Screw
206963	11658	Emery Wheel Driving Shaft Pulley with two 200403c
200403c	11658	Emery Wheel Driving Shaft Pulley Set Screw
206969	—	Emery Wheel Washer (paper)
39889	15032	Knife Grinder Frame
39890	4086	" Holder (adjustable)
57C	4083	" " Hinge Screw
39891	4083	" " Indicator
203094	11658	" " " Position Pin
200165H	11658	" " " Screw
39892	4086	" " Slide Bracket with 200386c
201298c	11658	Knife Holder Slide Bracket Adjusting Screw
39893	4086	Knife Holder Slide Bracket Adjusting Screw Slide Plate
200577H	11658	Knife Holder Slide Bracket Adjusting Screw Slide Plate Screw
10249	4083	Knife Holder Slide Bracket Adjusting Screw Tension Spring
219F	4008	Knife Holder Slide Bracket Adjusting Screw Tension Spring Screw
200386c	11658	Knife Holder Slide Bracket Set Screw
39894	4086	Knife Holder Slide Bracket Shaft
206232	11658	" " " " " Collar with 201052c
201052c	11658	Knife Holder Slide Bracket Shaft Collar Set Screw
771D	4083	Knife Holder Thumb Screw
9525	4083	" " " " Washer
39895	4083	" Holding Spring
39896	4083	" " " Bracket
204264	11658	" " " " Position Pin

## Knife Grinder

No.	Plate	Name
176D	4083	Knife Holding Spring Bracket Screw
204264	11658	Knife Holding Spring Position Pin
793D	4083	" " " Thumb Screw
39897	4083	" Stop (adjustable)
208D	4083	" " Screw
39898	—	Knife Grinder complete, Nos. 57c, 176D, 208D, 219F, 771D, 793D, 9525, 10249, 39886 to 39897, 200165H, 201298C, 201510D, 203094, 204101, 206963, 350068E, two each 200577H, 204264, 206232, 206969 and three wood screws 1½ in., No. 12

## MISCELLANEOUS PARTS

## Used in conjunction with Thread Unwinder

60913	14363	Spool Weight with 60914
60914	—	" " Center Pin
225377	14363	" Wire, for small spools
27739	15007	Thread Cone (wood)

NUMERICAL  
LIST OF PARTS

No.	Plate	Name
32c	4025	Thread (lower) Cutting Blade Carrier Lever Hinge Screw
35D	4025	Bobbin Winder Stop Latch Hinge Screw, for 249718
41c	15034	Clamp Lifting Arm Connection Hinge Screw
52c	15034	Clamp Carrier Connecting Rod Hinge Screw
54c	15028	Knife Bar Driving Lever (intermediate) Connecting Link Hinge Screw
57c	4083	Knife Grinder Knife Holder Hinge Screw, for 39898
59D	15035	Sewing Safety Lock Hinge Screw
61c	15030	Starting Lever Rod Hinge Screw
67D	4008	Clamp Carrier Slide Lever Regulator Screw
90D	14987	Feed Hand Ratchet Lever Pawl Hinge Screw, for 249914
90c	14987	Knife Bar Disengaging Lever Hinge Screw
90F	14987	Tension (top cover) Releasing Lever Hinge Screw
90c	14987	Thread (upper) Cutting Lock Hinge Screw
95c	15037	Stitch Regulating Gear Disengaging Slide Operating Screw, for 249913
99c	15037	Stitch Regulating Gear Disengaging Slide Screw, for 249913
106c	15001	Thread (lower) Pull-off Finger Guide Screw
123E	15030	Starting Lever Bracket Screw
124F	15030	" " Stop Screw
129E	14993	Needle Bar Frame Driving Gear (intermediate) Bracket Screw
144D	15028	Knife Bar Driving Lever (intermediate) Cap Screw
145F	14995	Shuttle Race Screw
157F	15028	Clamp Lifting Arm Connection Roller and Screw Stud Bracket Screw
157c	15028	Knife Holder Screw

## Numerical List of Parts

No.	Plate	Name
158E	4024	Bed Frame Cushion Screw, for 249721
158E	4024	Belt Shifter Shaft Bracket Extension Screw
158E	4024	Stitch Regulating Gear Disengaging Slide Bracket Screw, for 249913
160H	15037	Feed Hand Ratchet Lever Extension Handle Screw, for 249914
161D	14985	Bobbin Winder Base Screw
161D	14985	Feed Driving Gear (intermediate) Pinion Shaft Eccentric Bushing Position Plate Screw
164D	14996	Stop Cam Gear Guard Screw
168E	4025	Table Belt Guide Set Screw, for 23536
175E	15026	Knife Bar Disengaging Lever Catch Tripping Point Screw, for 249869
175E	15026	Thread (upper) End Cutting Block Set Screw, for 249779
176D	4083	Knife Grinder Knife Holding Spring Bracket Screw, for 39898
184E	15026	Feed Wheel Tripping Lever Stop Screw
190D	14985	Arm Side Cover Screw
190D	14985	" Top Cover (right) Screw
190D	14985	Face Plate Screw (upper)
190D	14985	Feed Wheel Tripping Lever Spring Screw
190D	14985	Needle Bar Frame Pitman Adjusting Screw, for 23611
191C	14982	Barring Point Screw
191C	14982	Belt Shifter Shaft Bracket Stop Screw
191C	14982	Clamp Arm Bracket Screw
191C	14982	Knife Screw
191C	14982	Starting Lever Spring Collar Set Screw, for 39675
194C	15035	Clamp Lifting Arm Connection Lock Stop Plate Support Stud
196F	15034	Clamp Arm Hinge Block Pin Set Screw, for 249955
199D	15035	Clamp Lifting Arm Screw
200F	15030	Tension (side of arm) Releaser Set Screw, for 23519
201F	14998	Tension (top cover) Releaser Set Screw, for 249686
203C	15026	Feed Wheel Tripping Lever Point Screw

## Numerical List of Parts

No.	Plate	Name
203E	15026	Sewing Safety Lock Pitman Screw, for 249764
203E	15026	Thread (upper) Cutting Blade Connecting Rod Spring Bracket Screw
203E	15026	Thread (upper) Cutting Lock Screw, for 249981
208D	4083	Barring Shaft Guard Screw
208E	4083	Thread Unwinder Thread Guide Rod Screw, for 225324
208D	4083	Knife Grinder Knife Stop Screw, for 39898
209C	14998	Tension (top cover) Releaser Rod Collar Set Screw, for 40043
211E	4024	Bed Frame Hinge Connection Cap Screw, for 19398
217F	4025	Clamp Arm Bracket Guide (right) Screw
217F	4025	Face Plate Screw (lower)
217F	4025	Tension (top cover) Thread Eyelet Screw
219F	4008	Clamp Arm Bracket Guide (left) Screw
219F	4008	Knife Grinder Knife Holder Slide Bracket Adjusting Screw Tension Spring Screw, for 39898
219F	4008	Thread (upper) Cutting Blade Screw, for 249988
219E	4008	Thread (upper) End Cutting Lever Spring Screw
220D	15026	Feed Wheel Tripping Point Screw, for 249973
223D	4008	Barring Slide Operating Plate (adjustable) Screw
223D	4008	Clamp Carrier Slide Lever Regulator Cap Screw
226D	15030	Oscillating Shaft Crank Slide Block Cap Screw, for 24050
227D	15035	Thread (upper) Guide Screw
228D	14982	Barring Slide Operating Plate (stationary) Screw
228F	14982	Thread (lower) Cutting Blade Friction Plate Screw
229D	15026	Clamp Lifting Arm Connection Roller Cap Screw, for 1901
229D	15026	Intermittent Feed Wheel Driving Roller Cap Screw, for 201996
229D	15026	Knife Bar Driving Lever (intermediate) Roller Cap Screw, for 1959

## Numerical List of Parts

No.	Plate	Name
237F	15023	Belt Shifter Shaft Guide Collar Set Screw, for 249861
237F	15023	Clamp Check Section and Cutting Plate Screw, for 249986
237F	15023	Thread (upper) Cutting Blade Connecting Rod Collar Set Screw, for 40044
240D	14987	Clamp Carrier Regulator Stud Stop Screw, for 249960
244D	15023	Clamp Carrier Guard Screw
391J	14995	Shuttle Bobbin Case Position Plate Screw, for 39980
402D	15034	Clamp Arm Screw
402D	15034	" Plate Support Screw
404D	15034	" Carrier Block Plate Screw, for 40006
404D	15034	Clamp Carrier Plate Screw (front)
404D	15034	Needle Plate Screw
418D	4024	Bobbin Winder Tension Screw Stud, for 5989
435C	14985	Arm Shaft Flanged Bushing (back) Set Screw
435C	14985	Thread (lower) Cutting Blade Carrier Lever Stop Screw
435C	14985	Thread Take-up Lever Link Hinge Pin Set Screw
446C	4025	Needle Bar Frame Regulator Hinge Stud Set Screw
446C	4025	Thread Take-up Spring Regulator Set Screw
448C	14987	Feed Driving Gear Set Screw, for 249846
448C	14987	Knife Bar Disengaging Lever Catch Tripping Point Collar Set Screw, for 249869
448C	14987	Oscillating Rock Shaft Hinge Pin Set Screw
448C	14987	Table Belt Guide Pulley Shaft Set Screw, for 14229
450C	15001	Thread (upper) End Cutting Lever Operating Cam Position Collar Position Screw, for 249783
452C	4025	Barring Slide Stop Screw (adjustable) Set Screw, for 249611
452C	4025	Bobbin Winder Thread Eyelet Rod Set Screw, for 249696
453C	15026	Intermittent Feed Wheel Driving Bevel Pinion Set Screw, for 249645

## Numerical List of Parts

No.	Plate	Name
453C	15026	Thread (upper) End Cutting Lever Operating Cam Position Collar Set Screw, for 249783
454C	15030	Pulley (tight) Set Screw, for 249702
457E	14987	Feed Driving Gear (intermediate) Set Screw, for 249965
457C	14987	Feed Wheel Shaft Oil Hole Plug Screw
457C	14987	Stop Cam Spring Stop Screw Block Set Screw, for 249713
458C	14987	Feed Driving Gear (intermediate) Pinion Shaft Collar Set Screw, for 249745
460C	15023	Feed Hand Ratchet Wheel Set Screw, for 39924
460C	15023	Thread Guide (side of arm) (lower) Set Screw
460C	15023	Thread Guiding Stud (side of arm) Set Screw
462C	14978	Shuttle Driver Set Screw, for 23505
462C	14978	Thread Retainer Stud Set Screw, for 39712
564C	15030	Starting Lever Screw Center, for 58384
591F	14978	Shuttle Tension Regulating Screw, for 249921
592E	14995	Shuttle Bobbin Case Latch Stop Screw, for 249921
625F	15023	Clamp Arm Adjusting Screw
641C	14997	Tension (side of arm) Releaser Lever Set Screw, for 40051
646F	15001	Feed Wheel Tripping Lever Screw Stud, for 249913
646F	15001	Thread (upper) Cutting Blade Connecting Rod Spring Collar Set Screw, for 40047
662D	14995	Shuttle Race Cap Screw, for 39980
673F	15030	Needle Bar Frame Screw Center
679C	14997	Tension (side of arm) Releaser Shaft Crank Ball Screw Stud
690D	15035	Clamp Lifting Arm Connection Lock Trip Lever Pinch Screw, for 249760
690E	15035	Thread (upper) End Cutting Lever Bracket Screw
704E	14982	Barring Slide Stop Attaching Screw
704C	14982	Clamp Lifting Arm Connection Screw, for 249866

## Numerical List of Parts

No.	Plate	Name
717c	15030	Starting Lever Adjusting Screw
717c	15030	Tension (side of arm) Releaser Lever Stop Screw
748E	4025	Arm Screw (back)
756E	14985	Belt Shifter Trip Point Screw, for 249869
756D	14985	Clamp Carrier Guide (left) Screw (long), for 39720
766D	15035	Sewing Safety Lock Pitman Hinge Screw (front)
771D	4083	Knife Grinder Knife Holder Thumb Screw, for 39898
793D	4083	Knife Grinder Knife Holding Spring Thumb Screw, for 39898
794E	14993	Needle Bar Connecting Link Ad- justing Screw, for 23476
805c	15028	Knife Bar Driving Lever Spring Screw
858c	4025	Needle Bar Crank Set Screw, for 23477
858c	4025	Table Belt Guide Pulley Shaft Oil Hole Plug Screw, for 39708
868E	4025	Arm Screw (front)
871c	14996	Stop Cam Spring Stop Screw
896E	4025	Crank Connecting Rod Cap Screw, for 24028
898c	—	Barring Slide Stop Screw (adjust- able)
904F	15030	Needle Set Screw, for 39857
906c	15001	Thread (upper) Cutting Blade Shaft Crank Set Screw, for 249828
907E	15030	Shuttle Race Back Spring Screw, for 39982
908c	4025	Crank Connecting Rod Hinge Screw
913c	14996	Stop Cam Interlocking Rod Spring Regulating Thumb Screw
914F	4008	Clamp Carrier Slide Guide Screw
940F	14998	" Lifting Arm Connection Lock Hinge Screw
940F	14998	Tension (top cover) Releasing Lev- er Connection Screw (front)
966D	4025	Tension (side of arm) Releaser Lever Shaft Bracket Screw
974F	14998	Tension (top cover) Releasing Lev- er Connection Screw (back)
996E	15001	Thread (lower) Cutting Lever Ex- tension Spring Screw Stud
999F	14998	Tension (top cover) Releaser Hol- der Hinge Screw

## Numerical List of Parts

No.	Plate	Name
1021E	14993	Needle Bar Connecting Link Cap Screw
1035c	15030	Oscillating Shaft Crank Slide Block Screw Stud, for 24050
1036c	4023	Thread Take-up Crank Position Screw, for 23477
1038c	14993	Needle Bar Frame Regulator Ad- justing Screw
1042c	14993	Needle Bar Frame Pitman Hinge Screw
1043c	14997	Tension (side of arm) Screw Stud
1064D	4025	Treadle Chain Guide Pulley Screw, for 39572
1065c	4025	Needle Bar Crank Position Screw, for 23477
1069D	4025	Arm Shaft Screw
1070c	14996	Stop Cam Interlocking Rod Guide Set Screw, for 249709
1143E	15026	Intermittent Feed Wheel Driving Roller Stud Set Screw, for 249887
1149c	14993	Needle Bar Frame Driving Gear (intermediate) Stud Set Screw, for 249669
1178D	14987	Feed Driving Gear (intermediate) Bracket Position Lever Clamping Screw
1230F	15034	Clamp Carrier Guide (right) Screw
1231F	15034	" " Plate Screw (back)
1232c	15034	" " Regulator Hinge Screw
1234c	4008	" " Slide Regulating Stud
1235F	15023	Bed Oil Guard Screw
1235F	15023	Clamp Plate Screw
1239D	15026	Knife Bar Connecting Link Hinge Cap Screw
1240c	15026	Knife Bar Connecting Link Hinge Screw
1241E	15026	Knife Bar Disengaging Lever Catch Spring Screw Stud
1241E	15026	Tension (side of arm) Releaser Lever Spring Screw Stud
1241E	15026	Thread (lower) Cutting Blade Car- rier Lever Spring Screw Stud
1242E	15026	Knife Bar Disengaging Lever Screw Stud, for 249656
1242E	15026	Knife Bar Disengaging Lever Spring Screw, for 249658
1243c	15028	Knife Holder Guide Stud
1253c	4023	Oscillating Shaft Crank Set Screw, for 39658

## Numerical List of Parts

No.	Plate	Name
1256D	4008	Clamp Carrier Slide Screw
1258C	4023	Thread Take-up Crank Set Screw, for 23477
1294C	15023	Clamp Spring Bushing Position Stud
1297C	15034	" Check Screw
1319F	15026	Knife Bar Connecting Stud Clamp-ing Screw, for 23462
1330C	14982	Barring Lever Spring Screw Stud
1341C	14993	Needle Bar Connecting Stud Set Screw, for 39601
1345D	14987	Clamp Carrier Guide (left) Screw (short), for 39720
1348E	15034	Clamp Check Section and Cutting Plate Support Stud, for 249986
1350C	15001	Thread (lower) Pull-off Finger Hinge Screw
1351C	14997	Thread (lower) Cutting Lever Ball Screw
1352C	14997	Tension (side of arm) Releaser Lever Lock Pin Screw Bushing
1387C	14998	Tension (top cover) Releaser Guide Screw Stud
1388C	14998	Tension (top cover) Screw Stud
1396E	15026	Intermittent Feed Wheel Driving Bevel Gear Bracket Screw
1428C	15026	Knife Bar Driving Lever Screw Stud
1449H	15037	Feed Hand Ratchet Lever Pawl Spring Screw, for 249914
1469C	14997	Tension (side of arm) Releaser Lever Stop Screw Stud
1478C	14982	Barring Lever Hinge Screw
1508E	15030	Starting Lever Screw Center Nut, for 58384
1517J	15030	Needle Bar Frame Screw Center Nut
1518J	4025	Starting Lever Stop Screw Nut
1520J	14987	Clamp Carrier Regulator Roller and Screw Stud Nut, for 1960
1520J	14987	Clamp Carrier Slide Lever Roller and Screw Stud Nut, for 1960
1520J	14987	Clamp Lifting Arm Connection Hinge Screw Nut
1520J	14987	Knife Bar Driving Lever Screw Stud Nut
1520J	14987	Starting Lever Adjusting Screw Nut
1520J	14987	Tension (side of arm) Releaser Lever Stop Screw Nut

## Numerical List of Parts

No.	Plate	Name
1520J	14987	Tension (side of arm) Releaser Shaft Crank Ball Screw Stud Nut
1520J	14987	Thread (lower) Cutting Blade Carrier Lever Stop Screw Nut
1520J	14987	Thread (lower) Cutting Lever Ball Screw Nut
1521E	14998	Tension (top cover) Releaser Guide Screw Stud Nut
1521E	14998	Thread (lower) Cutting Lever Extension Hinge Screw Nut
1521E	14998	Thread (upper) Cutting Blade Connecting Rod Latch Stud Nut
1547J	15023	Clamp Arm Adjusting Screw Nut
1547J	15023	Knife Bar Disengaging Lever Catch Hinge Screw Nut
1547J	15023	Knife Holder Screw Nut
1547J	15023	Needle Bar Frame Pitman Hinge Screw Nut
1550J	15023	Clamp Spring Bushing Position Stud Nut
1560C	14997	Tension (side of arm) Regulating Thumb Nut
1560C	14997	Tension (top cover) Regulating Thumb Nut
1562J	4024	Bobbin Winder Tension Regulating Thumb Nut, for 5989
1607E	14982	Barring Slide Operating Plate Adjusting Screw Nut
1608C	15028	Knife Holder Guide Stud Nut
1619E	4025	Crank Connecting Rod Hinge Screw Nut
1620E	15026	Feed Wheel Tripping Lever Hinge Screw Nut
1620J	15026	Bobbin Winder Frame Hinge Screw Nut, for 249718
1620J	15026	Bobbin Winder Thread Leader Lock Nut, for 249697
1636E	15030	Oscillating Shaft Crank Slide Block Screw Stud Nut, for 39658
1638E	14996	Stop Cam Interlocking Rod Spring Regulating Thumb Screw Nut
1658C	4008	Clamp Carrier Slide Regulating Stud Bushing Thumb Nut
1659C	15023	Clamp Pressure Regulating Thumb Nut
1664E	15035	Tension (top cover) Screw Stud Nut
1664E	15035	Thread Retainer Holder Nut, for 39714

## Numerical List of Parts

No.	Plate	Name
1671c	15023	Clamp Carrier Regulator Stud Nut
1698c	14993	Needle Bar Frame Regulator Adjusting Screw Nut
1901	15035	Clamp Lifting Arm Connection Roller and Screw Stud with 229d and 12424
1959	15028	Knife Bar Driving Lever (intermediate) Roller and Screw Stud with 229d and 12424, for 249709
1960	15034	Clamp Carrier Regulator Roller and Screw Stud with 1520j, for 249960
1960	15034	Clamp Carrier Slide Lever Roller and Screw Stud with 1520j, for 249625
1963	15026	Knife Bar Disengaging Lever Catch Roller and Stud, for 249657
2102	14997	Tension (side of arm) Disc
2103	14997	" (top cover) Spring
2117	14997	" (side of arm) Releaser Lever Pin
2269	14978	Belt Shifter Shaft Guide Collar Position Pin
2269	14978	Shuttle Driver Pin
2269	14978	Tension (side of arm) Releaser Shaft Crank Pin
2273	15035	Thread (upper) Cutting Blade Connecting Rod Collar Pin
2455	4024	Bobbin Winder Tension Disc, for 5989
2523	14995	Shuttle Bobbin Case Position Finger Rivet, for 249921
2532	14978	Shuttle Race Back Position Pin, for 39982
2533	14995	Shuttle Race Back Spring, for 39982
2974	14995	" Bobbin Case Latch Lever Fulcrum Pin, for 249919
2975	14995	Shuttle Bobbin Case Latch Spring, for 249921
3012	15023	Feed Hand Ratchet Wheel Pin
4784	—	Oscillating Rock Shaft Oil Pad, for 39654
4784	—	Thread Take-up Lever Oil Pad, for 23478
5989	—	Bobbin Winder Tension complete, Nos. 418d, 1562j, 10141 and two 2455, for 249697
7070	15035	Needle Bar Frame Regulator Adjusting Screw Sleeve

## Numerical List of Parts

No.	Plate	Name
7071	4008	Needle Bar Frame Pitman Adjusting Screw Washer, for 23611
7071	4008	Thread (upper) Cutting Blade Connecting Rod Spring Bracket Screw Washer
7071	4008	Thread (upper) End Cutting Lever Spring Screw Washer
7278	4008	Clamp Carrier Slide Lever Socket Joint
7326	14978	Shuttle Race Cap, for 39980
8238	14997	Tension (side of arm) Spring
8582	14985	Arm Dowel Pin
8582	14985	Starting Lever Bracket Dowel Pin
8909	15007	Wrench
9525	4083	Knife Grinder Knife Holder Thumb Screw Washer, for 39898
10141	4024	Bobbin Winder Tension Spring, for 5989
10145	4024	Bobbin Winder Tension Thread Guide, for 249697
10249	4083	Knife Grinder Knife Holder Slide Bracket Adjusting Screw Tension Spring, for 39898
10875	15007	Wrench
11831	15007	Screw Driver (machine) (5 in. blade) large
12166	4023	Thread Take-up Lever Hinge Pin, for 23525
12400	15035	Thread Retainer Sleeve, for 39714
12402	15035	" " Stud, for 39714
12424	15028	Clamp Lifting Arm Connection Roller Cap Screw Washer, for 1901
12424	15028	Knife Bar Driving Lever (intermediate) Roller Cap Screw Washer, for 1959
12424	15028	Oscillating Shaft Crank Slide Block Cap Screw Washer, for 24050
12538	14997	Tension (side of arm) Releaser Arm Pin
12546	15026	Intermittent Feed Wheel Position Pin
12546	15026	Needle Vibrating Gear Position Pin
14010	4024	Bed Frame Hinge Plate Rivet, for 249721
14229	4047	Table Belt Guide Bracket with 448c, for 39709 and 39716
14368	15032	Treadle, for 14370
14369	15032	" Stand, for 14370

## Numerical List of Parts

No.	Plate	Name
14370	15032	Treadle complete, Nos. 14368, 14369, 17881 and two wood screws $1\frac{1}{4}$ in., No. 12
15072	4024	Bobbin Winder Bobbin Position Pin, for 27538
15140	14995	Shuttle Bobbin Case Latch, for 249919
16555	4024	Bed Frame Hinge Plate, for 249721
17881	15037	Treadle Shaft, for 14370
19226	4024	Bed Frame Hinge Connection, for 19398
19397	4024	Bed Frame Hinge Connection Cap, for 19398
19398	—	Bed Frame Hinge Connection 19226 with 211e and 19397, for 249721
19448	15030	Oscillating Shaft Crank Slide Block, for 24050
21651	14996	Stop Cam Interlocking Rod Spring
21654	15007	Wrench
23380	15034	Clamp Arm Hinge Block Pin
23384	15034	" Carrier Connecting Rod
23389	15026	Intermittent Feed Wheel Driving Roller Cap Screw Washer, for 201996
23390	15028	Clamp Lifting Arm Connection Screw Washer, for 249866
23390	15028	Knife Screw Washer
23392	4008	Clamp Carrier Slide Guide (left)
23393	4008	" " " " (right)
23395	14987	" " " Lever Regulator
23396	4008	" " " " "
		Cap
23397	4008	Clamp Carrier Slide Regulating Stud Bushing
23421	—	Oscillating Rock Shaft Hinge Pin Oil Hole Plug (leather), for 23494
23435	15026	Feed Wheel Tripping Lever Spring
23451	—	Knife, $\frac{3}{4}$ inch
23452	—	" $\frac{1}{2}$ inch
23453	—	" $\frac{3}{4}$ inch
23454	—	" $\frac{1}{2}$ inch
23455	—	" 1 inch
23456	15026	" $1\frac{1}{8}$ inch
23457	—	" $1\frac{1}{2}$ inch
23458	—	" $1\frac{3}{4}$ inch
23459	—	" $1\frac{1}{2}$ inch
23460	15029	" Bar
23461	15026	" " Connecting Link
23462	15026	" " " Stud with 1319r

## Numerical List of Parts

No.	Plate	Name
23466	15026	Knife Bar Disengaging Lever Catch Tripping Point, for 249869
23471	15029	Knife Bar Driving Lever (intermediate) Connecting Link
23476	14993	Needle Bar Connecting Link with 794e
23477	15029	Needle Bar Crank with 858c, 1036c, 1065c and 1258c
23478	15029	Needle Bar Frame with 4784
23494	15031	Oscillating Rock Shaft Hinge Pin with 23421, for 39654
23500	14995	Shuttle Bobbin, for 249918
23501	15030	" " Case Position Finger, for 249921
23503	14978	Shuttle Body, for 249918
23505	14995	" Driver with 462c
23511	14992	Starting Lever Rod
23519	14997	Tension (side of arm) Releaser with 200r
23520	14997	Tension (side of arm) Releaser Shaft
23523	4023	Thread Take-up Crank
23524	4023	" " Lever, for 23525
23525	—	Thread Take-up Lever complete, Nos. 12166, 23524 and 23543
23527	—	Drip Pan with two wood screws $\frac{1}{2}$ in., No. 5, R.H.B.
23535	15007	Wrench
23536	4047	Table Belt Guide with two 168e, for 39709 and 39716
23538	4047	Table Belt Guide Pulley, for 39709 and 39716
23543	4023	Thread Take-up Lever Link, for 23525
23551	4024	Treadle Chain Screw Eye
23554	15001	Belt Shifter Shaft Bracket Spring
23574	15024	Clamp Post
23606	15001	Thread (upper) Cutting Blade Connecting Rod Spring
23609	—	Needle Bar Frame Pitman (regulator end), for 23611
23610	—	Needle Bar Frame Pitman (hinge screw end), for 23611
23611	14993	Needle Bar Frame Pitman (adjustable) complete, Nos. 23609, 23610, two each 190d and 7071
23624	15030	Starting Lever Spring
23669	15035	Thread Guide (side of arm) (lower)



## Numerical List of Parts

No.	Plate	Name
23680	15030	Shuttle Tension Spring, for 249921
23681	15028	Knife Bar Driving Lever Spring
23693r	15023	Clamp Spring Bushing
24028	15024	Crank Connecting Rod with 24085 and two 896c
24047	15031	Oscillating Shaft Bushing (front)
24050	—	Oscillating Shaft Crank Slide Block complete, Nos. 226d, 1035c, 12424 and 19448, for 39658
*24081	—	Arm Shaft Bushing (front), for 249601
*24085	—	Crank Connecting Rod Cap, for 24028
24106	4024	Bed Frame Cushion (felt), for 249721
26026	15007	Screw Driver (machine) (small), Nos. 120088 and 120090
27538	15008	Bobbin Winder Spindle with 15072, 27850 and 41828, for 249718
27739	15007	Thread Cone (wood)
*27850	—	Bobbin Winder Spindle Collar, for 27538
27916	4024	Bobbin Winder Brake (leather), for 249714
27918	15008	Bobbin Winder Pulley, for 249718
27922	15008	" " Thread Eyelet Rod, for 249697
28084	4024	Bobbin Winder Brake Rivet, for 249714
32012	14998	Tension (top cover) Disc
32572	14998	" " " Releasing Disc
39504	15028	Needle Bar Frame Regulator Adjusting Screw Washer
39514	15023	Clamp Spring
39532	15023	" Carrier Regulator Stud Sleeve
39534	15029	Knife Holder
39539r	15025	Clamp Arm
39541	14987	" " Bracket Screw Washer
39541	14987	" Lifting Arm Connection Roller and Screw Stud Bracket Screw Washer
39541	14987	Thread (upper) Cutting Blade Connecting Rod Latch Lifting Lever Screw Washer
39555	—	Knife, $1\frac{1}{8}$ inch
39556	—	" $1\frac{1}{8}$ inch
39557	—	" $1\frac{1}{8}$ inch
39558	—	" $1\frac{1}{8}$ inch

## Numerical List of Parts

No.	Plate	Name
39569	15032	Treadle Chain, 45 in. long, with 39575 and 39576
39570	4047	Treadle Chain Guide Bracket, for 39572
39571	4047	Treadle Chain Guide Pulley, for 39572
39572	4047	Treadle Chain Guide complete, Nos. 39570, two each 1064d, 39571 and wood screws $1\frac{1}{4}$ in., No. 12, R.H.B.
39575	4024	Treadle Chain Hook (lower), for 39569
39576	4024	Treadle Chain Hook (upper), for 39569
39583	14987	Clamp Carrier Regulator Stud Stop, for 249960
39591	14987	Clamp Carrier Guide (left), for 39720
39601	14993	Needle Bar Connecting Stud with 1341c
39620	15025	Arm Side Cover
39633	14998	Tension (top cover) Releasing Lever
39635	14998	" " " " Pin
39636	14998	" " " Thread Eyelet (double)
39645	15034	Clamp Carrier Guide (right)
39646	14997	Thread (lower) Cutting Blade Friction Plate
39652	15035	Thread Take-up Spring
39653	15031	Oscillating Rock Shaft, for 39654
39654	—	Oscillating Rock Shaft complete, Nos. 4784, 23494 and 39653
39655	15031	Oscillating Shaft
39656	4023	" " Bushing (back)
39657	15030	" " Crank, for 39658
39658	4023	Oscillating Shaft Crank complete, Nos. 1636e, 24050, 39657 and two 1253c
39675	15030	Starting Lever Spring Collar with two 191c
39708	4047	Table Belt Guide Pulley Shaft with 858c, for 39709 and 39716
39709	4047	Table Belt Guide (single, right) complete, Nos. 14229, 23536, 23538, 39708 and four wood screws $1\frac{1}{4}$ in., No. 12, R.H.B.
39711	15035	Thread Guiding Stud (side of arm)
39712	15035	" Retainer Holder with 462c, for 39714
39713	15035	Thread Retainer Spring, for 39714

## Numerical List of Parts

No.	Plate	Name
39714	—	Thread Retainer complete, Nos. 1664E, 12400, 12402, 39712 and 39713
39716	4047	Table Belt Guide (single, left) complete, Nos. 14229, 23536, 23538, 39708 and four wood screws 1½ in., No. 12, R.H.B.
39720	15032	Clamp Carrier Slide with 1345D, 39591 and two 756D
39724Y	15032	Clamp Lifting Arm
39857	15029	Needle Bar with 904F
39882	—	Belt Shifter Stop Washer (rawhide)
		Nos. 39886 to 39897, for 39898
39886	—	Knife Grinder Emery Wheel, 4 in. diameter
39887	4083	Knife Grinder Emery Wheel Driving Shaft
39888	4083	Knife Grinder Emery Wheel Driving Shaft Oil Hole Cover
39889	15032	Knife Grinder Frame
39890	4086	" " Knife Holder (adjustable)
39891	4083	Knife Grinder Knife Holder Indicator
39892	4086	Knife Grinder Knife Holder Slide Bracket with 200386C
39893	4086	Knife Grinder Knife Holder Slide Bracket Adjusting Screw Slide Plate
39894	4086	Knife Grinder Knife Holder Slide Bracket Shaft
39895	4083	Knife Grinder Knife Holding Spring
39896	4083	" " " " Bracket
39897	4083	Knife Grinder Knife Stop (adjustable)
39898	—	Knife Grinder complete, Nos. 57C, 176D, 208D, 219F, 771D, 793D, 9525, 10249, 39886 to 39897, 200165H, 201298C, 201510D, 203094, 204101, 206963, 350068E, two each 200577H, 204264, 206232, 206969 and three wood screws 1½ in., No. 12
39912	4083	Splash Guard Hinge, for 249723
39924	15023	Feed Hand Ratchet Wheel with 460C
39950	15035	Thread Take-up Spring Regulator with 350060C

## Numerical List of Parts

No.	Plate	Name
39969	14978	Shuttle Race Back, for 39982
39979	—	" " Body, for 39980
39980	14995	" " " 39979 with 7326, 249546, two each 391J and 662D, for 39982
39982	14978	Shuttle Race complete, Nos. 907E, 2533, 39969, 39980 and two 2532
39988	—	Stop Cam Interlocking Rod Guide Washer (rawhide)
40003Y	14987	Clamp Arm Bracket Guide (left)
40004Y	14987	" " " " (right)
40006	14987	" Carrier Block with 40007 and four 404D
40007	14987	Clamp Carrier Block Plate, for 40006
40016Y	15035	" Lifting Arm Connection Roller and Screw Stud Bracket
40020Y	15025	Clamp Plate
40025	14987	Feed Driving Gear Position Pin
40025	14987	Intermittent Feed Wheel Driving Bevel Pinion Position Pin
40025	14987	Pulley (tight) Pin
40033Y	14998	Tension (side of arm) Releaser Arm with 50128E
40034Y	14997	Tension (side of arm) Releaser Shaft Crank
40035	14997	Thread (lower) Cutting Blade
40036	15033	" " " " " Carrier with 40038
40037	15033	Thread (lower) Cutting Blade Carrier Lever
40038	14997	Thread (lower) Cutting Blade Carrier Stud, for 40036
40043	14998	Tension (top cover) Releaser Rod Collar with 209C
40044	15001	Thread (upper) Cutting Blade Connecting Rod Collar with 237F
40045	—	Thread (upper) Cutting Blade Connecting Rod Collar Washer (rawhide)
40047	15001	Thread (upper) Cutting Blade Connecting Rod Spring Collar with 646F
40051	15033	Tension (side of arm) Releaser Lever with 641C
40052	14997	Tension (side of arm) Releaser Lever Lock Pin
40053	14997	Tension (side of arm) Releaser Lever Lock Pin Spring

## Numerical List of Parts

No.	Plate	Name
40067	15032	Tension (side of arm) Releaser Lever Shaft Bracket
41401	15007	Machine Rest Pin
41828	15028	Bobbin Winder Spindle Collar Pin, for 27538
50128E	14997	Tension (side of arm) Releaser Arm Set Screw, for 40033Y
50356D	15037	Bobbin Winder Frame Hinge Screw, for 249718
50416C	15026	Knife Bar Disengaging Lever Catch Hinge Screw
50416C	15026	Stop Lever Hinge Screw, for 249913
50416C	15026	Thread (upper) End Cutting Lever Hinge Screw
50416C	15026	Thread (upper) End Cutting Lever Operating Lever Hinge Screw
50615D	15028	Knife Bar Stop Retainer Plate Screw
51047E	14985	Belt Shifter Shaft Bracket Extension Pinch Screw, for 249858
58384	—	Starting Lever Screw Center 564C with 1508E
60913	14363	Spool Weight with 60914
60914	—	" " Center Pin, for 60913
120088	—	Screw Driver Blade, for 26026
120090	—	" " Handle, for 26026
120346	4104	Oiler (copper plated) with 120347
120347	4104	" Spout, 9 in. long, for 120346
150203	—	Thread Unwinder Spool Rest Cushion (felt), for 225258
200068H	14993	Needle Bar Frame Driving Gear Screw
200108D	14996	Stop Cam Spring Cover Screw
200137H	15037	Gauge Chain and Ring Screw, for 249984
200165H	11658	Knife Grinder Knife Holder Indicator Screw, for 39898
200383C	15037	Thread Unwinder Spool Rest Rod Set Screw, for 202490
200386C	11658	Knife Grinder Knife Holder Slide Bracket Set Screw, for 39892
200403C	11658	Knife Grinder Emery Wheel Driving Shaft Pulley Set Screw, for 206963
200502B	14985	Arm Shaft Bushing Oil Packing Thumb Screw
200522C	14996	Stop Cam Gear Stud Set Screw
200574E	11658	Splash Guard Hinge Screw, for 249723

## Numerical List of Parts

No.	Plate	Name
200577H	11658	Knife Grinder Knife Holder Slide Bracket Adjusting Screw Slide Plate Screw, for 39898
200584D	15030	Pulley (loose) Grease Retaining Screw, for 249890
201018C	15037	Thread Unwinder Spool Rest Set Screw, for 225257
201052C	11658	Knife Grinder Knife Holder Slide Bracket Shaft Collar Set Screw, for 206232
201295E	15034	Clamp Lifting Arm Connection Lock Spring Screw Stud
201298C	11658	Knife Grinder Knife Holder Slide Bracket Adjusting Screw, for 39898
201431C	15035	Thread (upper) End Cutting Lever Link Hinge Screw
201510E	11658	Knife Bar Driving Lever (intermediate) Hinge Screw Stud Nut
201510D	11658	Knife Grinder Emery Wheel Driving Shaft Nut, for 39898
201655J	11658	Splash Guard Locking Screw Wing Nut, for 249722
201668E	15023	Feed Wheel Clamping Nut
201696J	15037	Thread Unwinder Thread Guide Lock Nut, for 225258
201713C	14982	Barring Shaft Adjusting Lock Nut
201715C	14993	Needle Bar Frame Driving Gear (intermediate) Clamping Nut
201721C	15037	Stitch Regulating Gear Guide and Lock Nut, for 249913
201891	15026	Intermittent Feed Wheel Driving Roller, for 201996
201996	—	Intermittent Feed Wheel Driving Roller 201891 with 229D, 23389 and 249888
202005	15030	Starting Lever Spring Washer
202260	—	Arm Shaft Bushing Oil Packing (wick)
202330	—	Stop Cam Oil Packing (wick), for 249705
202490	14363	Thread Unwinder Spool Stand with 200383C, for 225258
203094	11658	Knife Grinder Knife Holder Indicator Position Pin, for 39898
204101	11658	Knife Grinder Emery Wheel Driving Shaft Nut Washer, for 39898

## Numerical List of Parts

No.	Plate	Name
204264	11658	Knife Grinder Knife Holding Spring Bracket Position Pin, for 39898
204264	11658	Knife Grinder Knife Holding Spring Position Pin, for 39898
205634	15028	Knife Bar Driving Lever (intermediate) Hinge Screw Stud Washer
206232	11658	Knife Grinder Knife Holder Slide Bracket Shaft Collar with 201052c, for 39898
206963	11658	Knife Grinder Emery Wheel Driving Shaft Pulley with two 200403c, for 39898
206969	—	Knife Grinder Emery Wheel Washer (paper), for 39898
222598	—	Thread Take-up Lever Link Hinge Pin Oil Packing (wink), for 249915
225257	14363	Thread Unwinder Spool Rest (for two spools) (flat) with 201018c, for 225258
225258	14363	Thread Unwinder complete (for two spools), Nos. 201696J, 202490, 225257, 225324, 225326, 225388, two each 150203, 225391 and three wood screws $\frac{3}{8}$ in., No. 12
225322	15037	Thread Unwinder Thread Guide Rod Washer, for 225324
225324	14363	Thread Unwinder Thread Guide Rod with 208E and 225322, for 225258
225326	15037	Thread Unwinder Thread Guide Position Cup, for 225258
225377	14363	Spool Wire, for small spools
225388	14363	Thread Unwinder Spool Rest Rod, for 225258
225391	14363	Thread Unwinder Thread Guide, for 225258
*225483	—	Screw Driver Handle, for 250522
232065	15034	Clamp Lifting Arm Connection Lock Spring
232105	15001	Thread (upper) Cutting Blade Shaft Crank Pin, for 249988
232131	14987	Feed Driving Gear (intermediate) Swing Bracket Screw Washer
232382	15037	Feed Hand Ratchet Lever Pawl Spring Pin, for 249907
232719	14987	Feed Driving Gear (intermediate) Position Pin

## Numerical List of Parts

No.	Plate	Name
235356	14993	Needle Bar Frame Driving Gear (intermediate) Pin, for 249671
238089	15026	Knife Bar Disengaging Lever Catch Bracket Position Pin, for 249658
249534	15035	Thread (lower) Cutting Blade Carrier Lever Spring
249544	15028	Knife Bar Stop
249545	15028	" " " Retainer Plate
249546	14978	Shuttle Bobbin Case Position Plate, for 39980
*249601	—	Arm with 24081
249602	15025	" Shaft
249604	15025	" Top Cover (left)
249605	15025	" " " (right)
249606	15024	Barring Lever
249607	14982	" " Spring
249610	14982	" Point
249611	14982	" Shaft with 452c
249612	14982	" " Guard
249613	14982	" Slide
249614	14982	" " Operating Plate (stationary)
249615	14982	Barring Slide Operating Rod
249616	14982	" " " " Stud
249619	14982	" " Stop
*249620	—	Bed
249622	15025	Arm Shaft Flanged Bushing (back)
249625	15024	Clamp Carrier Slide Lever with 1960
249631	15025	Face Plate
249639	15025	Feed Wheel Shaft
249640	15027	" " Tripping Lever
249641	15026	" " Point, for 249973
249642	15027	Intermittent Feed Wheel with two 350249E
249644	15029	Intermittent Feed Wheel Driving Bevel Gear Bracket
249645	15029	Intermittent Feed Wheel Driving Bevel Pinion with two 453c
249646	15029	Intermittent Feed Wheel Shaft
249656	15029	Knife Bar Disengaging Lever with 1242E
249657	15029	Knife Bar Disengaging Lever Catch with 1963
249658	15029	Knife Bar Disengaging Lever Catch Bracket with 1242E and 238089
249659	15026	Knife Bar Disengaging Lever Catch Spring

## Numerical List of Parts

No.	Plate	Name
249660	15026	Knife Bar Disengaging Lever Spring
249661	15025	" " Driving Lever
249662	15025	" " " (intermediate)
249666	15029	Needle Bar Frame Connection
249667	14993	" " " Driving Gear
249668	15028	" " " Regulator Hinge Stud
249669	15029	Needle Bar Frame Driving Gear (intermediate) Bracket with 1149c
249670	14993	Needle Bar Frame Driving Gear (intermediate) Stud
249671	14993	Needle Bar Frame Driving Gear (intermediate) (large) with 235356
249672	14993	Needle Bar Frame Driving Gear (intermediate) (small)
249673	14993	Needle Bar Frame Regulator
249674	15031	" Vibrating Gear with two 350249e
249675	—	Stitch Regulating Gear, 18 teeth
249677	—	" " " 20 teeth
249679	15030	" " " 24 teeth
249682	—	" " " 30 teeth
249685	14998	Tension (top cover) Releaser
249686	14998	" " " " Holder with 201r
249687	14998	Tension (top cover) Releaser Rod
249688	14998	" " " Releasing Lever Connection
249691	15036	Thread (upper) Cutting Blade Connecting Rod Latch
249692	15035	Thread (upper) Guide
249693	15028	Bobbin Winder Thread Leader, for 249697
249696	15008	Bobbin Winder Tension Bracket with 452c, for 249697
249697	—	Bobbin Winder Tension Bracket complete, Nos. 1620j, 5989, 10145, 27922, 249693 and 249696
249702	15031	Pulley (tight) with 454c
249703	15032	Starting Lever
249704	15031	" " Bracket
249705	14996	Stop Cam with two 202330
249706	14992	" " Gear
249707	14992	" " " Guard
249708	14992	" " " Stud
249709	15033	" " Interlocking Rod Guide with 1070c and 1959

## Numerical List of Parts

No.	Plate	Name
249711	14992	Stop Cam Spring Cover
249713	14996	" " " Stop Screw Block with 457c
Nos. 249714 to 249717, for 249718		
249714	15008	Bobbin Winder Base with 27916 and two 28084
249715	15008	Bobbin Winder Frame
249716	15037	" " " Spring
249717	15008	" " Stop Latch
249718	15008	Bobbin Winder complete, Nos. 35d, 1620j, 27538, 27918, 50356d and 249714 to 249717
249721	—	Bed Frame with two each 16555, 19398, four each 158e, 24106, six 14010 and four wood screws 1½ in., No. 12, for 249723
249722	—	Splash Guard with 201655j, for 249723
249723	—	Bed Frame and Splash Guard complete, Nos. 249721, 249722, two 39912 and eight 200574e
249725	—	Stitch Regulating Gear, 36 teeth
249727	—	" " " 40 teeth
249731	15033	Sewing Safety Lock Pitman (front section), for 249764
249732	15033	Sewing Safety Lock Pitman (rear section), for 249764
249737	15028	Knife Bar Spring
249738	15026	Intermittent Feed Wheel Shaft Collar
249739	14996	Stitch Regulating Gear Pin
249740	14982	Barring Slide Operating Plate (adjustable)
249741	14992	Stop Cam Interlocking Rod
249742	14996	" " Spring
249744	—	Stitch Regulating Gear, 45 teeth
249745	15023	Feed Driving Gear (intermediate) Pinion Shaft Collar with two 458c
249746	15007	Screw Driver, for Needle Bar Connecting Stud Set Screw
249759	15034	Clamp Lifting Arm Connection (lower section), for 249866
249760	15033	Clamp Lifting Arm Connection Lock Trip Lever with 690d
249763	15033	Sewing Safety Lock
249764	—	Sewing Safety Lock Pitman complete, Nos. 249731, 249732 and two 203e

## Numerical List of Parts

No.	Plate	Name
249779	15035	Thread (upper) End Cutting Block with 175E (adjustable)
249782	15001	Thread (upper) End Cutting Lever Operating Cam (adjustable) with 249784
249783	15001	Thread (upper) End Cutting Lever Operating Cam Position Collar with 450c and 453c
249784	15001	Thread (upper) End Cutting Lever Operating Cam Position Pin, for 249782
249785	15035	Thread (upper) End Cutting Lever Operating Cam Spring
249786	15036	Thread (upper) End Cutting Lever Operating Lever
249787	15035	Thread (upper) End Cutting Lever Spring
249789	15036	Gauge Chain and Ring, for 249984
249800	14998	Tension (top cover) Releaser Rod Spring
249809	15030	Oscillating Shaft Bushing (front) Oil Tube (brass)
249820	15007	Wrench
249826	15001	Thread (upper) Cutting Blade Connecting Rod
249827	15001	Thread (upper) Cutting Blade Shaft, for 249988
249828	15001	Thread (upper) Cutting Blade Shaft Crank with 906c, for 249988
249831	15032	Thread (lower) Cutting Lever
249843	14997	Tension (side of arm) Releaser Lever Spring
249844	14987	Feed Driving Gear (intermediate) Pinion Shaft Eccentric Bushing Position Plate
249845	15001	Thread (lower) Pull-off Finger
249846	15024	Feed Driving Gear with two 448c
249849	15023	" " " (intermediate) Pinion Shaft Eccentric Bushing
249853	14985	Belt Shifter with 350287c
249854	14985	" " Operating Collar with 350329c
249855	14985	Belt Shifter Operating Rod
249856	15024	" " Shaft
249857	15024	" " " Bracket
249858	15024	" " " " Extension with 51047E

## Numerical List of Parts

No.	Plate	Name
249860	14985	Belt Shifter Shaft Bracket Stop
249861	14985	" " " Guide Collar with 237F
249862	14985	Belt Shifter Shaft Spring
249863	14985	" " Trip Point, for 249869
249864	14985	" " " Stud
249865	15034	Clamp Lifting Arm Connection (upper section), for 249866
249866	—	Clamp Lifting Arm Connection complete, Nos. 704c, 23390, 249759 and 249865
249867	15034	Clamp Lifting Arm Connection Lock
249868	15026	Feed Wheel Tripping Lever Point
249869	15029	Knife Bar Disengaging Lever Catch Tripping Point Collar with 175E, 756E, 23466, 249863 and two 448c
249871	15032	Thread (lower) Cutting Lever Extension
249876	15036	Thread (upper) Cutting Blade Connecting Rod Latch Lifting Lever
249878	15001	Thread (upper) Cutting Blade Connecting Rod Latch Stud
249880	15032	Tension (side of arm) Releaser Lever Shaft
249882	15036	Thread (upper) End Cutting Lever Link
249883	14985	Bed Oil Guard Oil Tube (brass), for 249894
249887	15027	Intermittent Feed Wheel Driving Bevel Gear with two 1143E
249888	15026	Intermittent Feed Wheel Driving Roller Stud, for 201996
		Nos. 249890 to 249892, for 249893
*249890	—	Pulley (loose) with 200584d
249891	15031	" " Ball Bearing
249892	15031	" " Bushing
249893	15031	Pulley (loose, ball bearing) complete, Nos. 249890 to 249892
249894	15032	Bed Oil Guard with 249883
249895	—	Clamp Carrier Regulator Slide
249904	15027	Feed Driving Gear (intermediate) Bracket Position Lever, for 249913
		Nos. 249905 to 249907, for 249914
249905	15027	Feed Hand Ratchet Lever
249906	15027	" " " " Extension Handle

## Numerical List of Parts

No.	Plate	Name
249907	15037	Feed Hand Ratchet Lever Pawl with 232382
		Nos. 249909 to 249912, for 249913
249909	15037	Stitch Regulating Gear Disengaging Slide
249910	15037	Stitch Regulating Gear Disengaging Slide Bracket
249911	15037	Stitch Regulating Gear Disengaging Slide Bracket Support Washer
249912	15037	Stitch Regulating Gear Spring
249913	—	Feed Hand Ratchet Device complete, Nos. 95c, 158e, 646f, 50416c, 201721c, 249904, 249909 to 249912, 249914, 249922, 249923, 250444, 350329c, 350337c and two 99c
249914	—	Feed Hand Ratchet Lever complete, Nos. 90d, 160h, 1449h, 249905 to 249907 and 250058, for 249913
249915	15001	Thread Take-up Lever Link Hinge Pin with 222598
249916	15001	Thread (lower) Cutting Lever Extension Spring
249917	15001	Thread (upper) Cutting Blade Connecting Rod Latch Spring
249918	—	Shuttle, 1½ in. diam., Nos. 23500, 23503 and 249921
249919	15030	Shuttle Bobbin Case Hinge, Nos. 2974, 15140 and 249920, for 249921
249920	15030	Shuttle Bobbin Case Latch Lever, for 249919
249921	15030	Shuttle Bobbin Case complete, Nos. 591f, 592e, 2523, 2975, 23501, 23680 and 249919, for 249918
249922	15027	Stop Lever, for 249913
249923	15027	Stitch Regulating Gear Disengaging Lever, for 249913
249951	—	Stitch Regulating Gear, 27 teeth
249952	—	" " " 54 teeth
249953	—	" " " 60 teeth
249954	15023	Barring Plate
249955	15033	Clamp Arm Bracket with 196f
249956	15033	" " Hinge Block
249957	15033	" " Carrier
249958	15027	" " Guard
249959	15025	" " Plate
249960	15025	" " Regulator with 240d, 1960 and 39583

## Numerical List of Parts

No.	Plate	Name
249963	15033	Clamp Lifting Arm Connection Lock Stop Plate
249964	15027	Clamp Plate Support
249965	15027	Feed Driving Gear (intermediate) with two 457e
249966	15027	Feed Driving Gear (intermediate) (large), for stud
249967	15027	Feed Driving Gear (intermediate) (small), for stud
249968	15027	Feed Driving Gear (intermediate), for swing bracket
249969	15027	Feed Driving Gear (intermediate) Bracket
249970	15027	Feed Driving Gear (intermediate) Pinion Shaft
249971	15023	Feed Driving Gear (intermediate) Stud
249972	15027	Feed Driving Gear (intermediate) Swing Bracket
249973	15025	Feed Wheel with 249641 and two 220b (240 stitches, 6 bar)
249975	15031	Stitch Regulating Gear Guard
249976	15035	Thread (upper) Clamping Blade, for 249988
249977	15035	Thread (upper) Cutting Blade, for 249988
249978	15036	Thread (upper) Cutting Blade Connecting Rod Spring Bracket
249979	15035	Thread (upper) Cutting Lock (lower section), for 249981
249980	15035	Thread (upper) Cutting Lock (upper section), for 249981
249981	—	Thread (upper) Cutting Lock complete, Nos. 249979, 249980 and two 203e
249982	15036	Thread (upper) End Cutting Lever
249983	15036	" " " " " Bracket
249984	15036	Gauge, for setting length of buttonhole, with 200137h and 249789
249985	15033	Needle Plate
249986	15034	Clamp Check with 249987, two each 237f and 1348e, for ¾ to 1½ in. buttonholes, for 249988
249987	15034	Clamp Check Section and Cutting Plate, for 249986

## Numerical List of Parts

No.	Plate	Name
249988	—	Clamp Check complete, for $\frac{3}{4}$ to 1 $\frac{1}{2}$ in. buttonholes, Nos. 219F, 232105, 249827, 249828, 249976, 249977 and 249986
250058	15037	Feed Hapd Ratchet Lever Pawl Spring, for 249914
250397	14993	Needle Bar Frame Driving Gear (intermediate) Bracket Position Pin
250444	15037	Feed Wheel Tripping Lever Screw Stud Washer, for 249913
*250521	—	Screw Driver Blade, for 250522
250522	15007	Screw Driver (for needle set screw) complete, Nos. 225483 and 250521
255513	—	Tweezers
350060c	14997	Tension (side of arm) Screw Stud Set Screw, for 39950
350068E	15037	Knife Grinder Emery Wheel Driving Shaft Oil Hole Cover Screw, for 39898
350076c	14987	Clamp Carrier Regulator Stud (to regulate length of buttonhole)
350229E	14982	Barring Plate Screw
350230c	15026	Intermittent Feed Wheel Driving Bevel Gear Cap Screw
350235D	15035	Sewing Safety Lock Pitman Hinge Screw (back)
350237c	15026	Feed Wheel Tripping Lever Hinge Screw
350243c	15028	Knife Bar Driving Lever (intermediate) Hinge Screw Stud
350246c	14997	Thread (lower) Cutting Lever Extension Hinge Screw
350249E	15026	Intermittent Feed Wheel Position Screw, for 249642
350249E	15026	Needle Vibrating Gear Position Screw, for 249674
350251c	15028	Needle Bar Frame Connection Hinge Screw
350253c	14982	Barring Slide Operating Plate Adjusting Screw
350254F	14993	Needle Bar Frame Connection Cap Screw
350265c	15001	Thread (upper) Cutting Blade Connecting Rod Hinge Screw
350281c	15028	Knife Bar Driving Lever Hinge Screw

## Numerical List of Parts

No.	Plate	Name
350287c	14985	Belt Shifter Operating Rod Set Screw
350287c	14985	Belt Shifter Set Screw, for 249853
350287c	14985	Thread (upper) Cutting Blade Connecting Rod Latch Lifting Lever Screw
350288c	14985	Belt Shifter Shaft Bracket Hinge Screw
350310D	15023	Feed Driving Gear (intermediate) Swing Bracket Screw
350329c	—	Belt Shifter Operating Collar Set Screw, for 249854 and 249913
350337c	15037	Stitch Regulating Gear Disengaging Lever Hinge Screw, for 249913
350338E	15001	Belt Shifter Shaft Bracket Spring Screw Stud (lower)
350339E	15001	Belt Shifter Shaft Bracket Spring Screw Stud (upper)



PLATE 4008—FULL SIZE




PLATE 4023—FULL SIZE




PLATE 4024—FULL SIZE




PLATE 4025—FULL SIZE







PLATE 4047—ONE-FOURTH SIZE




# **PLATE 4083—FULL SIZE**



# **PLATE 4086—ONE-HALF SIZE**



**PLATE 4104—ONE-HALF SIZE**



**PLATE 11658—FULL SIZE**

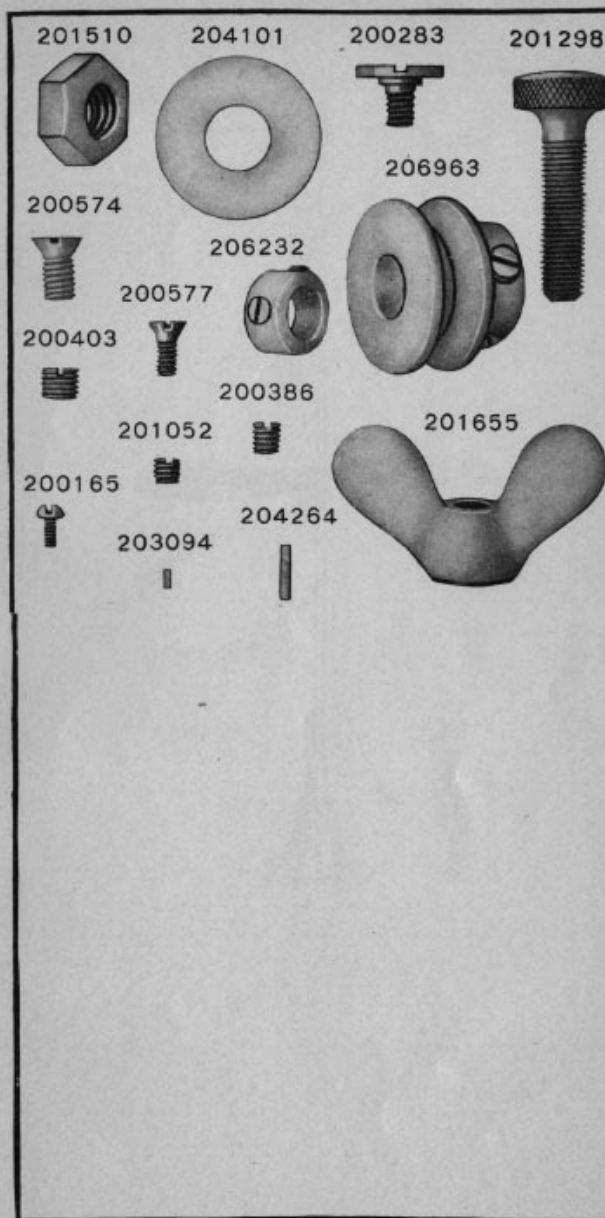




PLATE 14363—ONE-SIXTH SIZE






PLATE 14978—FULL SIZE



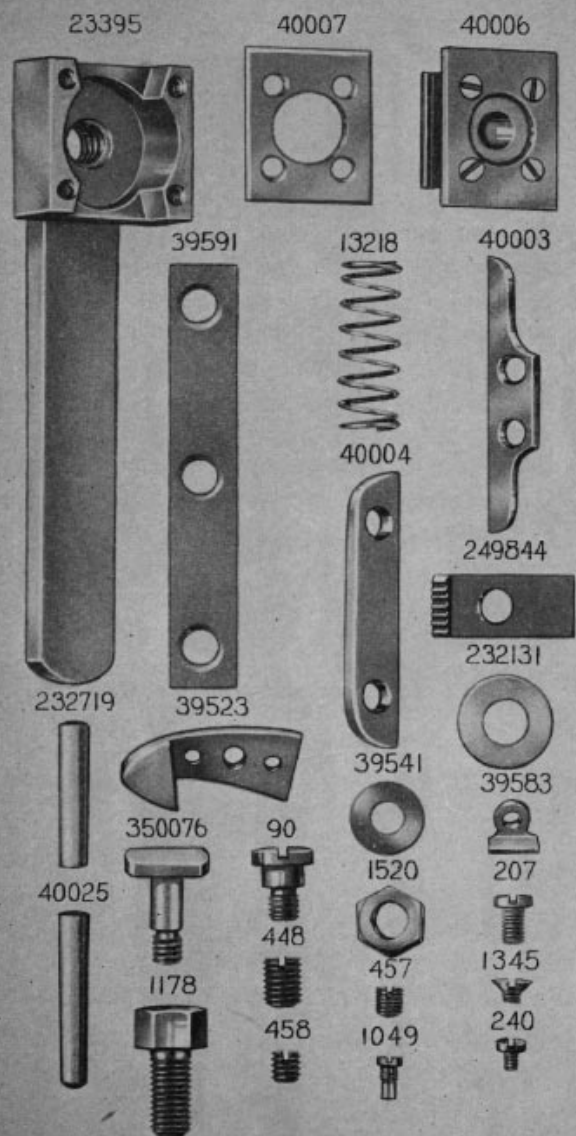
# PLATE 14982—FULL SIZE




# PLATE 14985—FULL SIZE



# PLATE 14987—FULL SIZE




# PLATE 14992—ONE-HALF SIZE





# PLATE 14993—FULL SIZE



# PLATE 14995—FULL SIZE




PLATE 14996—FULL SIZE


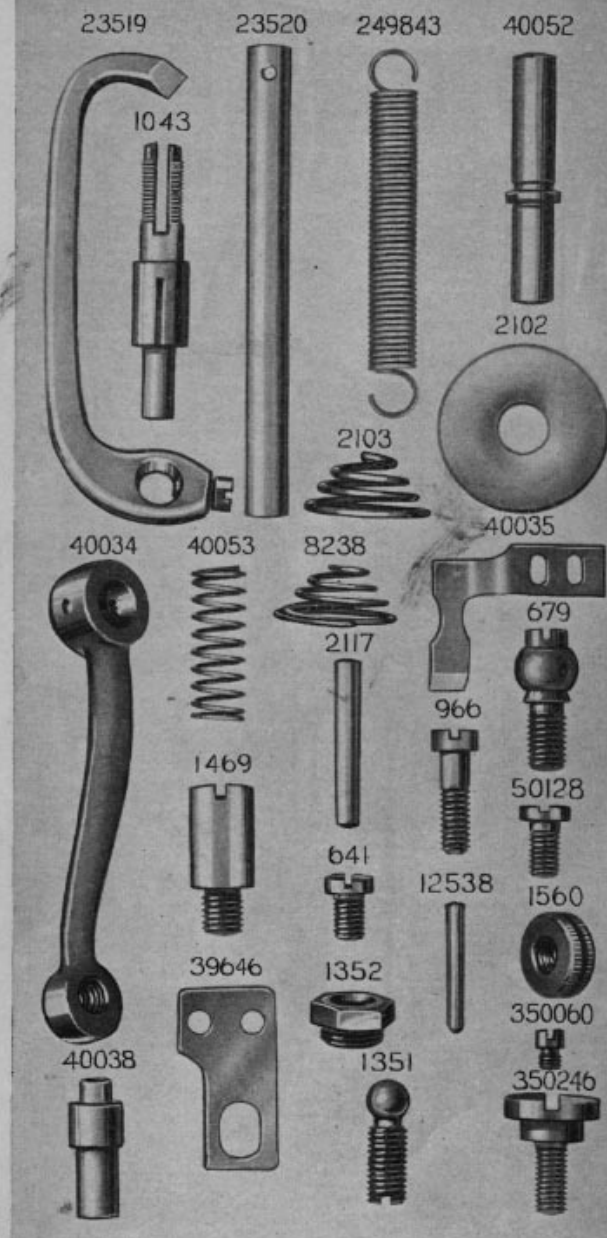
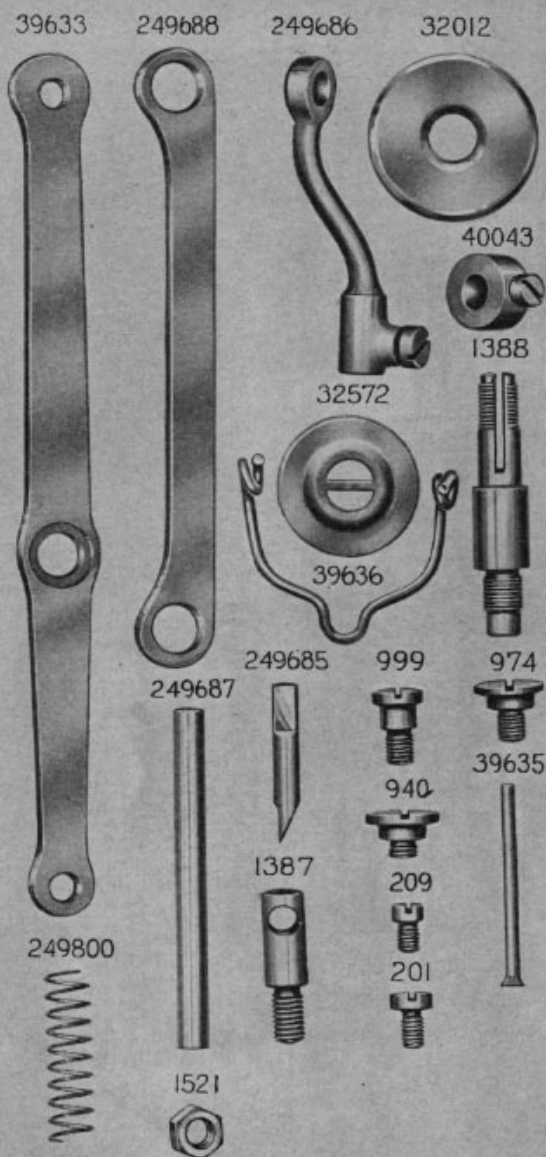


PLATE 14997—FULL SIZE



# PLATE 14998—FULL SIZE



# PLATE 15001—FULL SIZE




PLATE 15007—ONE-HALF SIZE

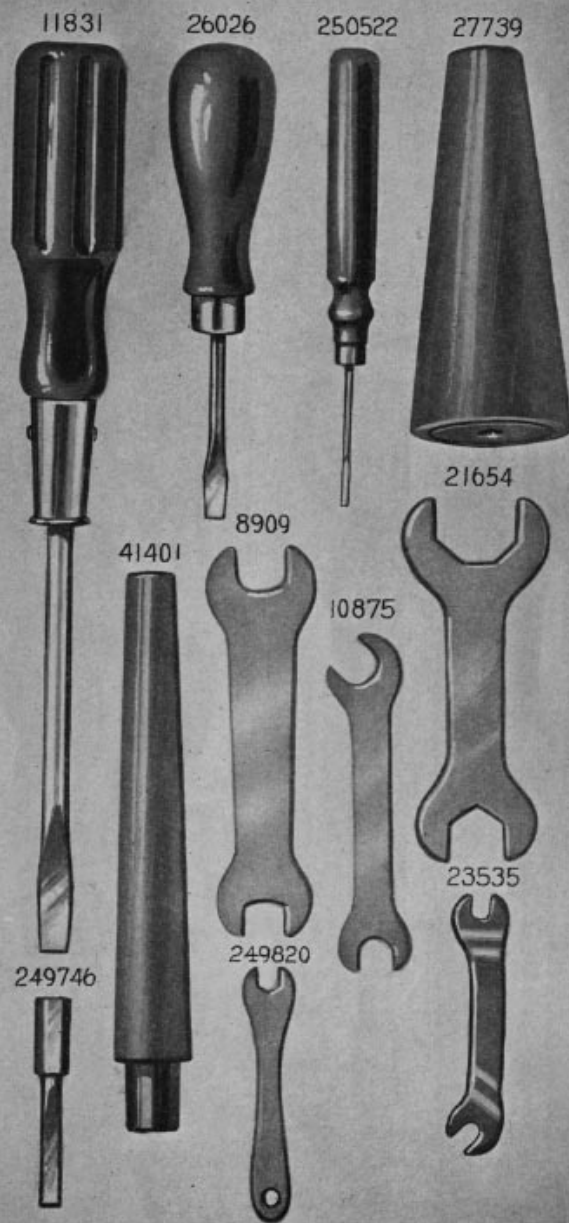
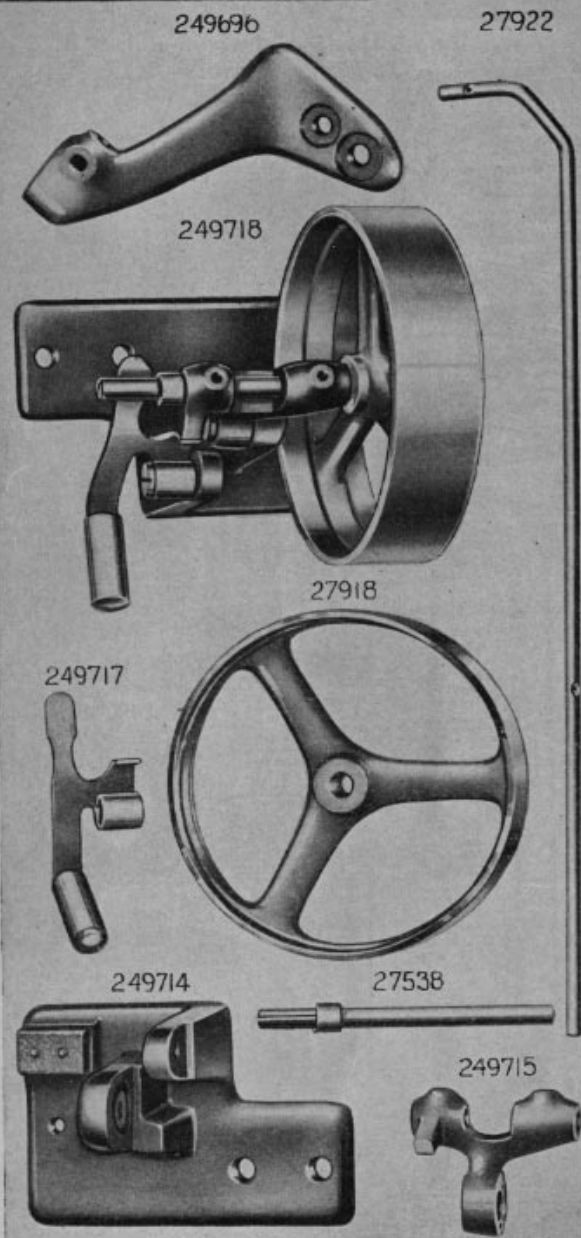



PLATE 15008—ONE-HALF SIZE

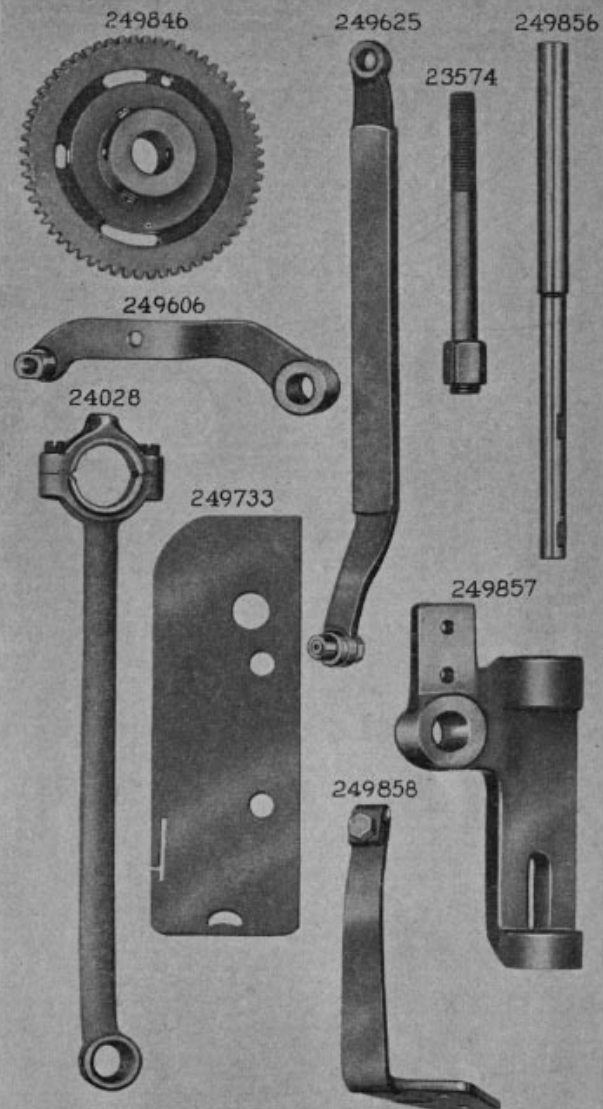




# PLATE 15023—FULL SIZE

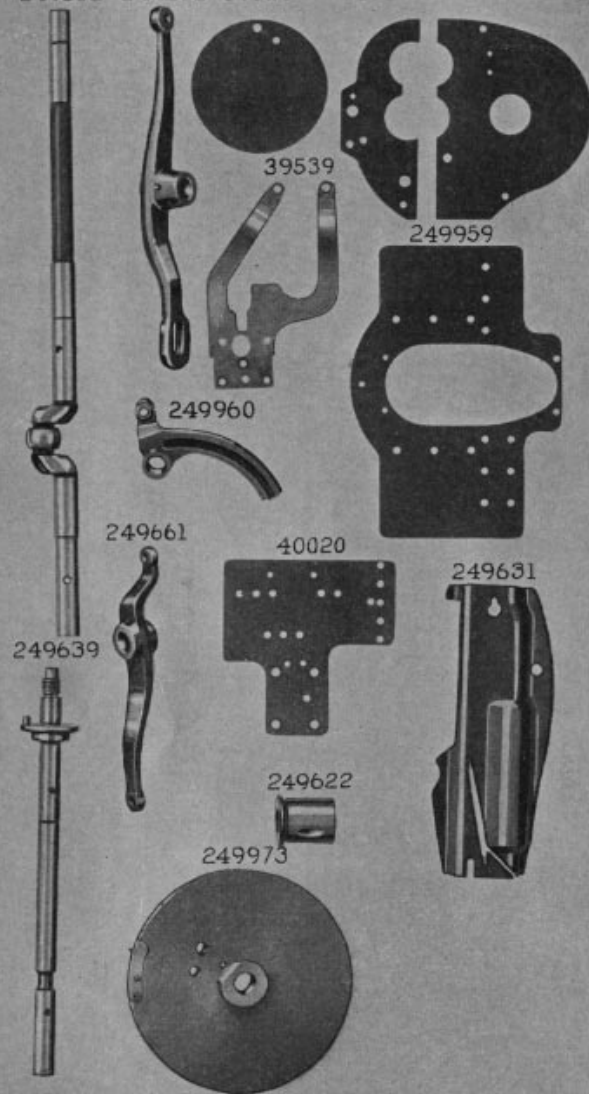


# PLATE 15024—ONE-HALF SIZE




# PLATE 15025—ONE-FOURTH SIZE

249602 249662 39620 249604 249605




# PLATE 15026—FULL SIZE


23461 201891 249738 23456



# PLATE 15027—ONE-HALF SIZE

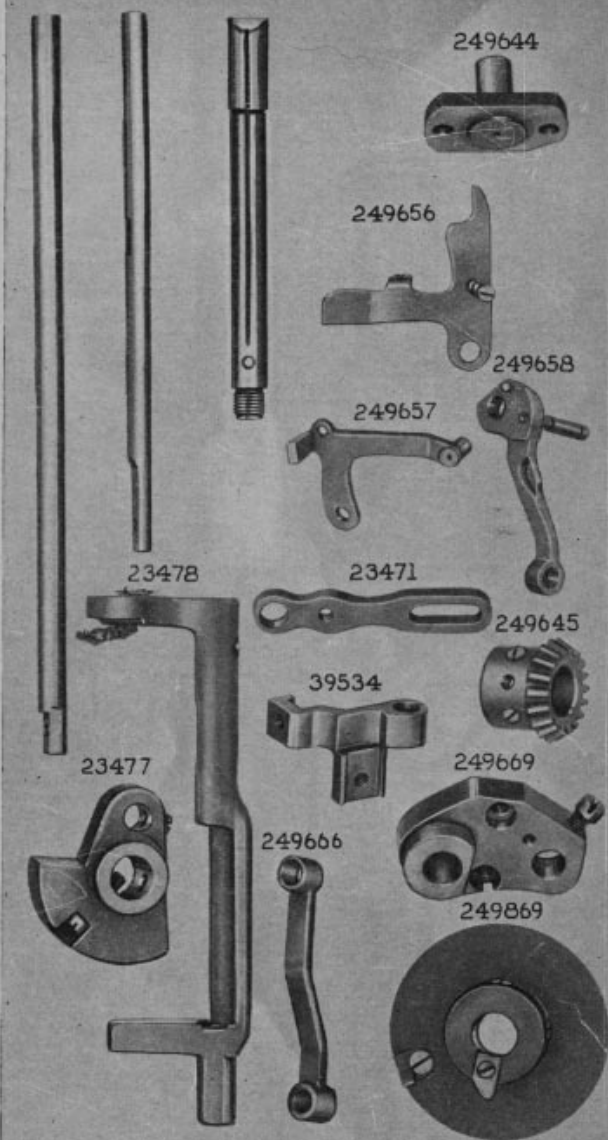


# PLATE 15028—FULL SIZE




# PLATE 15029—ONE-HALF SIZE

23460 39857 249646




# PLATE 15030—FULL SIZE

673 1035 19448 249809







# PLATE 15031—ONE-HALF SIZE




# PLATE 15032—ONE-FOURTH SIZE



# PLATE 15033—ONE-HALF SIZE



# PLATE 15034—FULL SIZE



# PLATE 15035—FULL SIZE



# PLATE 15036—ONE-HALF SIZE

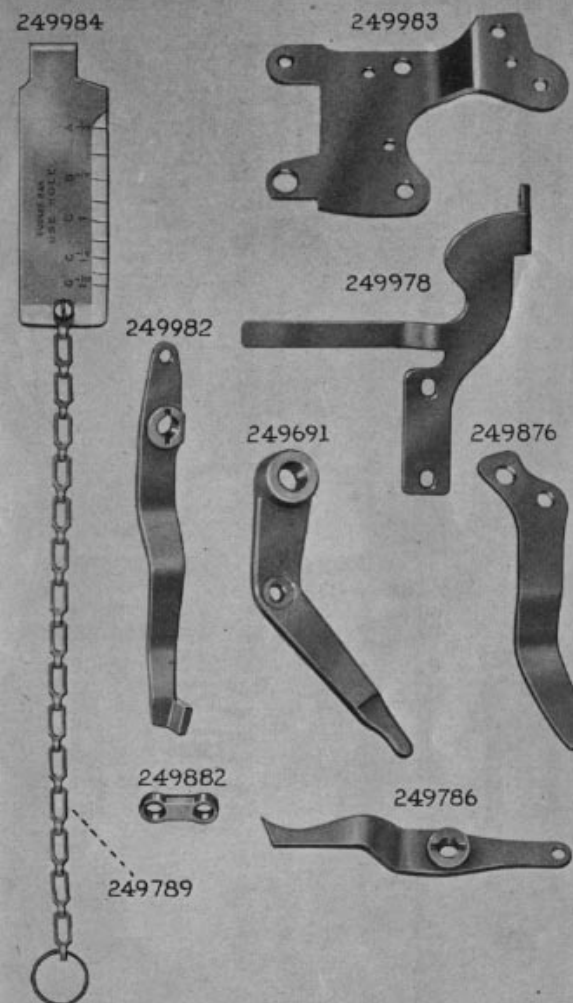


PLATE 15037—FULL SIZE

