

Singer 71-1

Form 1529w, Revised
(1144)
Printed in U. S. A.

LIST OF PARTS



MACHINE No. 71-1

THE SINGER MANUFACTURING COMPANY

Copyright, U. S. A., 1938, 1939, 1942 and 1945
by The Singer Manufacturing Co.
All Rights Reserved for all Countries

INDEX

	Page
Accessories	17
Bobbin Winder	17
Driving Equipment	18
" " for Machines when set in Pairs	21
Guides	20
Iron Base	18
Knives	20
Knife Grinder	23
Machine No. 71-1	5
Miscellaneous Parts	24
Numerical List of Parts	27
Obsolete Parts	24
Thread Unwinder	20

INSTRUCTIONS FOR ORDERING

In ordering from this list, use ONLY the PART number in the FIRST column.

The number stamped on a Sewing Machine Part is the number of the Single Part only, except when the part includes Set Screws, Clamping Screws, Studs and Rollers Spun on, Small Wires riveted, or Parts soldered together, etc., which it is necessary to furnish in combination.

Every combination of parts sent out has its specific number which, although not stamped on Parts (except in above case), must be used when ordering the combination.

Each number always indicates the SAME PART in whatever list it appears, or for whatever Machine.

The letters after some of the numbers indicate the style or finish only, as follows:

A-Hardened, Polished, Nickel Plated and Buffed
 B-Polished, Nickel Plated and Buffed
 C-Hardened Only
 D-Polished Only
 E-Soft, Not Polished
 F-Hardened and Polished
 H-Blued
 J-Nickel Plated Only
 R-Merlized
 X-Black Oxide, for Iron and Steel
 Y-Black Nickel Plated Only

These letters MUST BE USED when they appear in the list and AFTER the number, as in the list.

In this series

1 to 1500, 200001 to 201500 and 350001 to 351500 are Screw Numbers

1501 to 1800, 201501 to 201800 and 351501 to 351800 are Nut Numbers

1801 to 2000, 201801 to 202000 and 351801 to 352000 are Roller Numbers

2001 to 50000 and 202001 to 350000 are Numbers of Machine Parts

The Figures in the second column refer only to the plate in which the illustration of the part is shown and are NOT TO BE USED in ordering.


Two or more numbers over a cut indicate that the difference between such parts is not visible in an illustration.

Parts marked with an asterisk (*) are furnished only when repairs are made at the factory.

LIST OF PARTS COMPLETE

5

FOR



MACHINE No. 71-I

MAKES PURL STITCH BARRED ENDS

Knives from 1/4 to 1 in. long, Cuts hole after stitching.

No.	Plate	Name
*23351	-----	Arm with 24081
8582	17881	" Dowel Pin (2)
748E	17881	" Screw (back) (2)
868E	17881	" " (front) (2)
23352	17890	" Shaft
*24081	-----	" " Bushing (front)
12357	17890	" " Flanged Bushing (back)
435AL	17890	" " " " " Set
		Screw
4784	17890	Arm Shaft Oil Pad (2)
3502-20 1069D	17890	" " Screw
12193	17913	" Side Cover
703D	17913	" " " Thumb Screw
39640	17908	" Top Cover
808F	17908	" " " Screw (3)
23562	17882	Barring Cam with two 858C
858AL	17882	" " Set Screw
39844	17908	" Indicator
1228C	17908	" " Stud
1589C	17908	" " " Thumb Nut
23563	17889	" Lever
23564	17889	" " Catch with 1226C
1276C	17889	" " " Hinge Screw
1226C	17889	" " " Position Stud
23565	17889	" " " Spring
805C	17889	" " " " Screw
213949	17889	" " " " " Washer

PARTS FOR MACHINE NO. 71-I

No.	Plate	Name
39616	17889	Barring Lever Catch Stud
39617	17889	" " " " Rivet (long)
39618	17889	" " " " (short)
1227C	17889	" " Hinge Screw
1655E	17889	" " " " Nut
23566	17889	" " Spring
124F	17889	" " Stop Screw
1518J	17889	" " " " Nut
23361	17889	" Ratchet Pawl
1248C	17889	" " " Hinge Screw
23362	17889	" " " Spring
93H	17889	" " " Screw
15072	17889	" " " Stop Pin
23544	17889	" " Retaining Pawl (hinge screw end)
23545	17889	Barring Ratchet Retaining Pawl (wheel end)
203C	17889	Barring Ratchet Retaining Pawl Adjusting Screw
23546	17889	Barring Ratchet Retaining Pawl (adjustable) complete, Nos. 203C, 23544 and 23545
999F	17889	Barring Ratchet Retaining Pawl Hinge Screw
23364	17889	Barring Ratchet Retaining Pawl Spring
240D	17889	" " " " Screw
23664	17889	Barring Ratchet Wheel
23665	17889	" " " Spring
1286C	17889	" " " " Screw
23666	17889	" " " " Washer
23367	17889	" " " Tripping Point
193F	17889	" " " " Screw
7071	17889	Barring Ratchet Wheel Tripping Point Screw Washer
23369	17913	Barring Stop Arm
23370	17908	" Tripping Lever
856C	17908	" " " Hinge Screw
*23371	-----	Bed
39538	17881	" Oil Guard
1235F	17881	" " " Screw (2)
389F	17897	Bobbin Winder Base Plate Screw
135D	17897	" " " Tension Bracket Screw
23567	17910	Clamp Arm
625F	17910	" " Adjusting Screw
1547J	17910	" " " " Nut
39584	17910	" " Bracket with 196F
191C	17910	" " " " Screw
39541	17910	" " " " Washer
23379	17910	" " Hinge Block
23380	17910	" " " " Pin
196F	17910	" " " " Set Screw
402D	17910	" " " " Screw
23381	17909	" Carrier

PARTS FOR MACHINE NO. 71-I

No.	Plate	Name
40006	17882	Clamp Carrier Block with 40007 and four 404D
40007	17882	Clamp Carrier Block Plate
404D	17882	" " " " Screw
23384	17882	" " Connecting Rod
52C	17882	" " " " Hinge Screw
39591	17909	" " Guide (left)
756D	17909	" " " " Screw
23385	17909	" " " (right)
1230F	17909	" " " " Screw (3)
23386	17909	" " Plate
1231F	17909	" " " " Screw (back) (2)
404D	17909	" " " " (front) (2)
40010	17882	" " Regulator with 240D, 1960 and 39583
1232C	17882	Clamp Carrier Regulator Hinge Screw
1960	17882	" " " Roller and Screw
1520J	17882	Stud with 1520J
39544	17881	Clamp Carrier Regulator Roller and Screw Stud Nut
350076C	17882	Clamp Carrier Regulator Slide
1671C	17882	" " " " Stud (to regulate length of buttonhole)
39532	17882	Clamp Carrier Regulator Stud Nut
39583	17882	" " " " Sleeve
240D	17882	" " " " " Stop
39619	17909	" " " " " Screw
23392	17909	" " Slide with 39591 and three 756D, for general work
914F	17909	Clamp Carrier Slide Guide (left)
23393	17909	" " " " " Screw
914F	17909	(2)
23394	17882	Clamp Carrier Slide Guide (right)
23395	17882	" " " " " Screw
23396	17882	(2)
223D	17882	Clamp Carrier Slide Lever with 1960
67D	17882	" " " " " Regulator
1960	17882	" " " " " Cap
1520J	17882	" " " " " " "
7278	17882	Screw (4)
1234C	17882	Clamp Carrier Slide Lever Regulator
23397	17882	Screw
1658C	17882	Clamp Carrier Slide Lever Roller and Screw Stud with 1520J
1256D	17909	Clamp Carrier Slide Lever Roller and Screw Stud Nut
23691	17910	Clamp Carrier Slide Lever Socket Joint
39585	17910	" " " " " Regulating Stud
219F	17910	" " " " " " "
		Bushing
		Clamp Carrier Slide Regulating Stud
		Thumb Nut
		Clamp Carrier Slide Screw (2)
		" Check, for general work
		" " Adjusting Plate
		" " " " " Screw

PARTS FOR MACHINE NO. 71-1

No.	Plate	Name
109D	17910	Clamp Check Hinge Screw
39586	17910	" " Holder
1297F	17910	" " Screw
39549	17910	" Lifting Arm
1235F	17910	" " Screw
40020	17910	" Plate
1235F	17909	" " Screw (4)
23573	17909	" " Support
402D	17909	" " Screw (2)
23574	17910	" Post
1659C	17910	" Pressure Regulating Thumb Nut
23404	17910	" Spring
23693	17910	" " Bushing
1294C	17910	" " Position Stud
1550J	17910	" " " " " Nut
39587	17910	Clamp (universal) complete, Nos. 1294C, 1550J, 1659C, 23379, 23380, 23404, 23567, 23574, 23691, 23693 to 23695, 39549, 39584 to 39586, 40020, two each 109D, 625F, 1297F, 1547J, three each 402D, 1235F, four each 191C, 219F and 39541
24028	17891	Crank Connecting Rod with 24085 and two 896E
*24085	-----	Crank Connecting Rod Cap
896E	17891	" " " " " Screw
908C	17891	" " " " " Hinge Screw
1619E	17891	" " " " " Nut
249631	17881	Face Plate
217D	17881	" " " " " Screw (lower)
190D	17881	" " " " " (upper)
23407	17891	Feed Connecting Rod (lower)
375C	17891	" " " " " Hinge Screw
1518J	17891	" " " " " " " "
		Nut
23408	17891	Feed Connecting Rod (upper) with 12204 202277 and two 966E
*12204	-----	Feed Connecting Rod (upper) Cap
966E	17891	" " " " " " " Screw
202277	17891	" " " " " " " Oil Packing (wick)
23409	17891	Feed Disengaging Lever
1275C	17891	" " " " " Hinge Screw
1521E	17891	" " " " " " " Nut
23557	17891	" " " " " Spring
23412	17890	" Eccentric with 448AL
448AL	17890	" " " " " Set Screw
39994	17882	" Hand Ratchet Lever
232600	17882	" " " " " Collar with two 453AL
453AL	17882	Feed Hand Ratchet Lever Collar Set Screw
39995	17882	Feed Hand Ratchet Lever Pawl Body
39996	17882	Feed Hand Ratchet Lever Pawl complete, Nos. 207E, 39523, 39995 and two 1049E
90D	17882	Feed Hand Ratchet Lever Pawl Hinge Screw

PARTS FOR MACHINE NO. 71-1

No.	Plate	Name
39523	17882	Feed Hand Ratchet Lever Pawl Point
1049E	17882	" " " " " " " "
		Position Screw
207E	17882	Feed Hand Ratchet Lever Pawl Point Screw
13218	17882	Feed Hand Ratchet Lever Pawl Spring
39997	17882	Feed Hand Ratchet Lever complete, Nos. 90D, 13218, 39994 and 39996
39924	17882	Feed Hand Ratchet Wheel with 460AL
3012	17882	" " " " " Pin
460AL	17882	" " " " " Set Screw
23418	17891	" Rock Shaft
23419	17891	Feed Rock Shaft complete, Nos. 23418 and 23420
23420	17891	Feed Rock Shaft Hinge Pin with 23421
23421	17891	" " " " " Plug (leather)
448AL	17891	Feed Rock Shaft Hinge Pin Set Screw
23422	17891	" " " " " Spring
39590	17891	" " " " " Plate
181D	17891	" " " " " Screw
23698	17883	" Wheel with 23432 and two 220D, for wide bight and wide cutting space, for overall work, etc.
249555	17883	Feed Wheel Clutch Disc
249562	17883	" " " " " 249555 with 249549 to 249551, three each 185H, 201897, 255096 and 255097
249556	17883	Feed Wheel Clutch Disc Locking Plate with 350415C
350415C	17883	Feed Wheel Clutch Disc Locking Plate Screw
249560	-----	Feed Wheel Clutch (positive) complete, for machines equipped with spring clutch, Nos. 52C, 201724A, 249556 to 249559, 249561, 249562, 249820 and Form 2461W
201897	17883	Feed Wheel Clutch Roller
249549	17883	" " " " " Carrier
249550	17883	" " " " " " Oiling Felt
255096	17883	" " " " " Spring
255097	17883	" " " " " " Guide Pin
249551	17883	" " " " " Driving Lever
249561	17883	" " " " " Pitman with 23429, 50088C and two 196E
50088C	17883	Feed Wheel Driving Lever Pitman Ball Joint Screw
*23429	-----	Feed Wheel Driving Lever Pitman Cap
196E	17883	" " " " " " " " Screw
249557	17883	Feed Wheel Driving Lever Plate
52C	17883	" " " " " " " Screw
1236C	17883	" " " " " " Regulating Stud
7070	17883	" " " " " " " "
		Sleeve

No.	Plate	Name
201724A	17883	Feed Wheel Driving Lever Regulating Stud Thumb Nut
185H	17883	Feed Wheel Driving Lever Screw
249558	17883	" " " " Washer (felt)
1237C	17883	" " Friction Ring Screw
1520J	17883	" " " " Nut
14017	17883	" " " " Washer
23552	17883	" " " " Section (long)
23553	17883	" " " " (short)
23554	17883	" " " " Spring
23555	17883	Feed Wheel Friction Ring complete, Nos. 23552 to 23554
2117C	17883	Feed Wheel Pin
249559	17883	" " Retaining Clutch
39595	17883	" " " " Cap
898C	17883	" " " " " Screw
39504	17883	" " " " " " Washer
2256	17883	Feed Wheel Retaining Clutch Spring
233D	17883	" " " " " Screw
721D	17883	" " " " " Stop
		Screw
39596	17883	Feed Wheel Retaining Clutch Stud
23431	17882	" " Shaft
457AL	17882	" " Oil Hole Plug Screw
23433	17883	" " Tripping Lever
350237C	17883	" " " " Hinge Screw
1620E	17883	" " " " " Nut
23587	17883	" " " " Point
203C	17883	" " " " " Screw (2)
23435	17883	" " " " Spring
190D	17883	" " " " " Screw
179E	17883	" " " " Stop Screw
23432	17883	" " " " Point
220D	17883	" " " " " Screw
23443	17887	Knife, 1/4 inch
23444	17887	" 5/16 inch
23445	17887	" 3/8 inch
23446	17887	" 7/16 inch
23447	17887	" 1/2 inch
23448	17887	" 9/16 inch
23449	17887	" 5/8 inch
23450	17887	" 11/16 inch
23451	17887	" 3/4 inch
23452	17887	" 13/16 inch
23453	17887	" 7/8 inch
23454	17887	" 15/16 inch
23455	17887	" 1 inch
23460	17887	" Bar
23461	17887	" " Connecting Link
1239D	17887	" " " " Hinge Cap
		Screw
1240C	17887	Knife Bar Connecting Link Hinge Screw
23462	17887	" " " " Stud with 1319F
1319F	17887	" " " " Clamping Screw
249656	17887	" " Disengaging Lever with 1242E

No.	Plate	Name
23464	17887	Knife Bar Disengaging Lever Catch with 1963
23465	17887	Knife Bar Disengaging Lever Catch Bracket
157D	17887	Knife Bar Disengaging Lever Catch Bracket Screw (2)
90C	17887	Knife Bar Disengaging Lever Catch Hinge Screw
1963	17887	Knife Bar Disengaging Lever Catch Roller and Stud
23468	17887	Knife Bar Disengaging Lever Catch Spring Screw Stud (2)
23466	17882	Knife Bar Disengaging Lever Catch Tripping Point
23467	17882	Knife Bar Disengaging Lever Catch Tripping Point Collar with two 448AL
448AL	17882	Knife Bar Disengaging Lever Catch Tripping Point Collar Set Screw
175D	17882	Knife Bar Disengaging Lever Catch Tripping Point Screw
90C	17887	Knife Bar Disengaging Lever Hinge Screw
23606	17887	Knife Bar Disengaging Lever Spring
1242E	17887	" " " " " Screw (2)
23469	17887	Knife Bar Driving Lever
350281C	17887	" " " " " Hinge Screw
1428C	17887	" " " " " Screw Stud
1520J	17887	" " " " " Nut
23681	17887	" " " " " Spring
805C	17887	" " " " " Screw
23470	17887	" " " " " (intermediate)
23471	17887	" " " " " "
		Connecting Link
54C	17887	Knife Bar Driving Lever (intermediate)
		Connecting Link Hinge Screw
1222C	17887	Knife Bar Driving Lever (intermediate)
		Hinge Screw
1959	17912	Knife Bar Driving Lever (intermediate)
		Roller and Screw Stud with 229D and 12424
229D	17912	Knife Bar Driving Lever (intermediate)
		Roller Cap Screw
12424	17912	Knife Bar Driving Lever (intermediate)
		Roller Cap Screw Washer
249737	17887	Knife Bar Spring
249544	17887	" " Stop
249545	17887	" " " Retainer Plate
50615D	17887	" " " " " Screw (2)
23473	17887	" Holder
1243C	17888	" " Guide Stud
1608C	17888	" " " " Nut
157C	17887	" " Screw
1547J	17887	" " " Nut
191C	17887	" Screw

PARTS FOR MACHINE NO. 71-I

No.	Plate	Name
23390	17887	Knife Screw Washer
39857	17888	Needle Bar with 904F
23476	17888	" " Connecting Link with 794E
794E	17888	" " " Adjusting Screw
1021E	17888	Needle Bar Connecting Link Cap Screw
39601	17888	" " " Stud with 1341C
1341C	17888	" " " Set Screw
23477	17890	" " Crank with 858AL, 1036AL
		1065AL and 1258AL
1065AL	17890	Needle Bar Crank Position Screw
858AL	17890	" " " Set Screw
23478	17888	" " Frame with 4784
23558	17889	" " " Bell Crank with 1956 and 15072
1956	17889	Needle Bar Frame Bell Crank Roller and Screw Stud with 229D, 1655C and 23389
1655C	17889	Needle Bar Frame Bell Crank Roller and Screw Stud Nut
229D	17889	Needle Bar Frame Bell Crank Roller Cap Screw
23389	17889	Needle Bar Frame Bell Crank Roller Cap Screw Washer
23667	17889	Needle Bar Frame Bell Crank Stud
39966	17889	" " " Cam and Bevel Gear
1244C	17889	" " " " " " " " " Screw
39622	17889	Needle Bar Frame Connection with 1963 and 39616 to 39618
39926	17889	Needle Bar Frame Connection 39622 with 78C and 1226E
78C	17889	Needle Bar Frame Connection Hinge Screw
1963	17889	Needle Bar Frame Connection Roller and Stud
23483	17889	Needle Bar Frame Connection Spring
23484	17889	" " " " " " " Hook
1226E	17889	" " " " " " " " Screw Stud
23485	17889	Needle Bar Frame Connection Stud
196F	17889	" " " " " " " Set Screw
39967	17890	Needle Bar Frame Driving Bevel Pinion with two 453AL
453AL	17890	Needle Bar Frame Driving Bevel Pinion Set Screw
23610	17888	Needle Bar Frame Pitman (hinge screw end)
23609	17888	Needle Bar Frame Pitman (regulator end)
190C	17888	Needle Bar Frame Pitman Adjusting Screw
7071	17888	" " " " " " " Washer
23611	17888	Needle Bar Frame Pitman (adjustable) complete, Nos. 23609, 23610, two each 190C and 7071

PARTS FOR MACHINE NO. 71-I

No.	Plate	Name
1042C	17888	Needle Bar Frame Pitman Hinge Screw
1547J	17888	" " " " " " " Nut
23491	17888	" " " " " " " Regulator
39900	17888	" " " " " " " 23491 with 1245C
1038C	17888	Needle Bar Frame Regulator Adjusting Screw
7070	17888	Needle Bar Frame Regulator Adjusting Screw Sleeve
1589C	17888	Needle Bar Frame Regulator Adjusting Screw Thumb Nut
1245C	17888	Needle Bar Frame Regulator Hinge Screw
673F	17888	" " " " " " " Screw Center
1517J	17888	" " " " " " " Nut
904F	17888	" " " " " " " Set Screw
39653	17891	Oscillating Rock Shaft
39654	17891	Oscillating Rock Shaft complete, Nos. 4784, 23494 and 39653
23494	17891	Oscillating Rock Shaft Hinge Pin with 23421
23421	17891	Oscillating Rock Shaft Hinge Pin Oil Hole Plug (leather)
448AL	17891	Oscillating Rock Shaft Hinge Pin Set Screw
4784	17891	Oscillating Rock Shaft Oil Pad
39655	17890	" " Shaft
39656	17890	" " " Bushing (back)
24047	17890	" " " " (front)
39657	17890	" " " Crank
39658	17890	Oscillating Shaft Crank complete, Nos. 1636E, 24050, 39657 and two 1253C
1253C	17890	Oscillating Shaft Crank Set Screw
19448	17890	" " " " " " " Slide Block
226J	17890	" " " " " " " " Cap Screw
12424	17890	Oscillating Shaft Crank Slide Block Cap Screw Washer
1035C	17890	Oscillating Shaft Crank Slide Block Screw Stud
1636E	17890	Oscillating Shaft Crank Slide Block Screw Stud Nut
24050	17890	Oscillating Shaft Crank Slide Block complete, Nos. 226J, 1035C, 12424 and 19448
39927	17890	Pulley 40024 with 40025
*249538	-----	" (loose) with 200584D
249891	17890	" " " Ball Bearing
249539	17890	" " " Bushing
200584D	17890	" " " Grease Retaining Screw
249540	17890	Pulley (loose) (ball bearing) complete Nos. 249538, 249539 and 249891
40024	17890	Pulley (tight)
249541	17890	" " " Counterbalance
249542	17890	" " " " Rivet
40025	17890	" " " Pin
23500	17911	Shuttle Bobbin

No.	Plate	Name
15140	17911	Shuttle Bobbin Case Latch
2973	17911	" " " " Lever
2974	17911	" " " " Fulcrum
		Pin
15141	17911	Shuttle Bobbin Case Hinge, Nos. 2973, 2974 and 15140
2975	17911	Shuttle Bobbin Case Latch Spring
592E	17911	" " " " Stop Screw
23501	17911	" " " " Position Finger
2523	17911	" " " " Rivet
249546	17911	" " " " Plate
399D	17911	" " " " Screw
23502	17911	Shuttle Bobbin Case complete, Nos. 591F, 592E, 2523, 2975, 15141, 23501 and 23680
23503	17911	Shuttle Body
591F	17911	" Tension Regulating Screw
23680	17911	" " Spring
23504	17911	" 1-11/16 in. diam. Nos. 23500, 23502 and 23503
23505	17890	Shuttle Driver with 462AL
2269	17890	" " Pin
462AL	17890	" " Set Screw
249924	17911	" Race
39969	17911	" " Back
2532	17911	" " " Position Pin
2533	17911	" " " Spring
907E	17911	" " " Screw
7326	17911	" " Cap
662D	17911	" " Screw
249928	17911	" " Oil Packing (felt)
249926	17911	" " Plate
203E	17911	" " Screw
249927	17911	" " Position Pin
249929	17911	Shuttle Race complete, Nos. 907E, 2533, 7326, 39969, 249546, 249924, 249926, two each 399D, 662D, 2532, 249927, 249928 and three 203E
145F	17911	Shuttle Race Screw (2)
23509	17912	Starting Lever
717C	17912	" " Adjusting Screw
1520J	17912	" " " " Nut
*66108	-----	" " Belt Shifter Fork
*66109	-----	" " " Shank
21643	17912	Starting Lever Belt Shifter complete, Nos. 66108 and 66109, for general work
159F	17912	Starting Lever Belt Shifter Screw
23510	17912	" " Bracket
8582	17912	" " Dowel Pin (2)
123E	17912	" " Screw
23511	17912	" " Rod
61C	17912	" " Hinge Screw
564C	17912	" " Screw Center
58384	17912	" " " 564C with 1508E (2)

No.	Plate	Name
1508E	17912	Starting Lever Screw Center Nut
14174	17912	" " Spring
124F	17912	" " Stop Screw
1518J	17912	" " " Nut
39628	17890	Stop Cam with 39629 and 202330
39580	17912	" " Interlocking Rod
23514	17912	" " " Guide with 1070C and 1959
1070C	17912	Stop Cam Interlocking Rod Guide Set Screw
39988	17912	Stop Cam Interlocking Rod Guide Washer (rawhide)
21651	17912	Stop Cam Interlocking Rod Spring
913C	17912	" " " " Regulating Thumb Screw
1638E	17912	Stop Cam Interlocking Rod Spring Regulating Thumb Screw Nut
202330	17890	Stop Cam Oil Packing (wick)
39629	17890	" " Pin
23515	17890	" " Spring (long)
23516	17890	" " " (short)
249543	17890	" " " Cover with 249541, two each 9780 and 249542
9780	17890	Stop Cam Spring Cover Position Pin
997E	17890	" " " " Screw (2)
39637	17890	" " " Stop Block
1349C	17890	" " " " Screw
39638	17890	" " " " Block
457AL	17890	" " " " Set Screw
23518	17882	" Lever
78D	17882	" " Hinge Screw
9540	17882	" " Spring
2102	17913	Tension (side of Arm) Disc (2)
1560C	17913	" " " " Regulating Thumb Nut
23519	17913	Tension (side of Arm) Releaser with 200F
200F	17913	Tension (side of Arm) Releaser Set Screw
23520	17913	Tension (side of Arm) Releaser Shaft
23521	17913	" " " " " " " Arm
23694	17910	" " " " " " " Connection
23695	17910	Tension (side of Arm) Releaser Shaft Arm Connection Bracket
191C	17910	Tension (side of Arm) Releaser Shaft Arm Connection Screw
39541	17910	Tension (side of Arm) Releaser Shaft Arm Connection Screw Washer
232344	17913	Tension (side of Arm) Releaser Shaft Arm Pin
413F	17913	Tension (side of Arm) Screw Stud
8238	17913	" " " " Spring
23669	17913	" " " " Thread Guard
460AL	17913	" " " " " Set Screw

No.	Plate	Name
32012	17908	Tension (top cover) Disc (2)
1560C	17908	" " " Regulating Thumb Nut
39641	17908	Tension (top cover) Releaser
1387C	17908	" " " " Guide Screw
		Stud
1521E	17908	Tension (top cover) Releaser Guide
		Screw Stud Nut
39632	17908	Tension (top cover) Releaser Holder
		with 201F
999F	17908	Tension (top cover) Releaser Holder
		Hinge Screw
201F	17908	Tension (top cover) Releaser Set Screw
32572	17908	" " " Releasing Disc
39642	17908	" " " " Lever
68D	17908	" " " " " Hinge
		Screw
39635	17908	Tension (top cover) Releasing Pin
1388C	17908	" " " " Screw Stud
2103	17908	" " " " Spring
39636	17908	" " " " Thread Eyelet
		(double)
217F	17908	Tension (top cover) Thread Eyelet
		Screw
39711	17913	Thread Guiding Stud (side of Arm)
460AL	17913	" " " " Set Screw
39712	17908	" Retainer Holder with 462AL
1664E	17908	" " " " Nut
12400	17908	" " " Sleeve
39713	17908	" " " Spring
12402	17908	" " " Stud
462AL	17908	" " " " Set Screw
39714	17908	Thread Retainer complete, Nos. 1664E, 12400, 12402, 39712 and 39713
23523	17888	Thread Take-up Crank
1036AL	17890	" " " " Position Screw
1258AL	17890	" " " " Set Screw
23524	17888	" " " Lever
12166	17888	" " " " Hinge Pin
23543	17888	" " " " Link
11204	17888	" " " " " Hinge Pin
435AL	17888	" " " " " " " Set
		Screw
23525	17888	Thread Take-up Lever complete, Nos. 12166, 23524 and 23543
4784	17888	Thread Take-up Lever Oil Pad
7335	17913	" " " Spring
23526	17913	" " " " Regulator
446C	17913	" " " " " Set Screw
249692	17913	" (upper) Guide
228D	17913	" " " " Screw (2)

ACCESSORIES

No.	Plate	Name
23530	17940	Gauge, for 1/4 to 1 in., for setting length of buttonhole
23445	17887	Knife, 3/8 inch
23447	17887	" 1/2 inch
23451	17887	" 3/4 inch
23500	17911	Shuttle Bobbin (5)
71 x 1	----	Needles, three each, sizes 14 and 16
23528	17940	Bed Frame Clamp Lifting Arm Stop
162D	17940	" " " " " " " Screw
		(2)
23527	17938	Drip Pan with two wood screws 1/2 in., No. 5, R.H.B.
120346	17940	Oiler (copper plated) with 120347
120347	17940	" Spout, 8-1/2 in. long
11631	17940	Screw Driver, 5 in. blade (machine, large)
26026	17940	Screw Driver (machine, small)
26485	17940	" " (shuttle tension)
10875	17940	Wrench, for 1518 and 1520
21654	17940	" " 1508 and 1638
23535	17940	" " 1671, for regulating length of buttonhole
249820	17940	Wrench, for 249560 and 350415

BOBBIN WINDER

(SWINGING AUTOMATIC, RIGHT HAND)

27914	17897	Base with 27916 and two 28084
27915	17897	" Plate
389F	17897	" Screw
15072	17897	Bobbin Position Pin
27916	17897	Brake (leather)
28084	17897	" Rivet
27302	17897	Frame
50356D	17897	" Hinge Screw
1620J	17897	" " " Nut
27917	17897	" Spring
27918	17897	Pulley
*27849	----	Spindle
27538	17897	" 27849 with 15072, 27850 and 41828
*27850	----	" Collar
41828	17897	" " Pin
27919	17897	Stop Latch
35D	17897	" " Hinge Screw
27920	17897	Tension Bracket with 452C

ACCESSORIES

No.	Plate	Name
41336	17897	Tension Bracket complete, Nos. 5989, 10145 and 27920
27921	17897	Tension Bracket with Rod complete, Nos. 27922 and 41336
2455	17897	Tension Disc
1562J	17897	" Regulating Thumb Nut
418D	17897	" Screw Stud
10141	17897	" Spring
10145	17897	" Thread Guide
5989	17897	Tension complete, Nos. 418D, 1562J, 10141 and two 2455
27922	17897	Thread Eyelet Rod
452C	17897	" " " Set Screw
27923	17897	Bobbin Winder Nos. 35D, 1620J, 27302, 27538, 27914, 27917 to 27919 and 50356D
27924	17897	Bobbin Winder (swinging automatic, right hand) complete, Nos. 27915, 27921, 27923 and two 389F

IRON BASE

39910	17938	Bed Frame with two each 16555, 19398, four each 84E, 24106, six 14010 and four wood screws 1-1/4 in., No. 12
24106	17938	Bed Frame Cushion (felt)
84E	17938	" " " Screw
19226	17938	" " " Hinge Connection
19398	17938	" " " " 19226 with 211E and 19397
19397	17938	Bed Frame Hinge Connection Cap
211E	17938	" " " " " Screw
16555	17938	" " " " Plate
14010	17938	" " " " Rivet
39911	17938	Splash Guard with 201655J
39912	17938	" " " Hinge
200574E	17938	" " " Screw
201655J	17938	" " " Locking Screw Wing Nut
39913	17938	Bed Frame and Splash Guard complete, Nos. 39910, 39911, two 39912 and eight 200574E

DRIVING EQUIPMENT

228320	18235	Bed Frame Cushion (felt)
228321	18235	Belt Idler Belt Guide with 361C
361C	18235	" " " " Set Screw
228423	18235	" " " Pulley
228323	18235	" " " Bracket with three 355C
355C	18235	Belt Idler Pulley Bracket Set Screw

ACCESSORIES

No.	Plate	Name
126910	18235	Belt Idler Pulley Bracket Shaft
228324	18235	" " " " " Hanger with two 355C and three wood screws 1 in., No. 12
355C	18235	Belt Idler Pulley Bracket Shaft Set Screw
228326	18235	Belt Idler Pulley Shaft with 858AL and 203100
203100	18235	Belt Idler Pulley Shaft Oil Packing (wick)
858AL	18235	Belt Idler Pulley Shaft Oil Stop Screw
355C	18235	" " " " Set Screw
228327	18235	" " " Washer (rawhide)
228328	18235	Belt Idler complete, Nos. 126910, 228324, two each 228321, 228323, 228326, 228423, four 228327 and Form A1127
228330	18235	Clamp Lifting Chain, 46 in. long with 39575 and 39576
39571	18235	Clamp Lifting Chain Guide Pulley
236849	18235	" " " " " Bracket
1064D	18235	" " " " " Hinge Screw
236850	18235	Clamp Lifting Chain Guide Pulley Bracket complete, Nos. 1064D, 39571, 236849 and two wood screws 1-1/4 in., No. 12 R.H.B.
39575	18235	Clamp Lifting Chain Hook (large)
39576	18235	" " " " (small)
23551	18235	" " " " Screw Eye
234344	18235	Front Plank Extension (front) with two wood screws 2-1/4 in., No. 12 and three wood screws 1-3/4 in., No. 12
250408	18235	Machine Rest (high) with 232982 and two wood screws 1 in., No. 12
232982	18235	Machine Rest Cushion (leather)
228333	18235	Starting Chain Cushion Spring
39575	18235	" " " Hook (large)
39576	18235	" " " " (small)
23551	18235	" " " " Screw Eye
228347	18235	" " " (lower) 10-1/2 in. long
228348	18235	" " " (upper) 22 in. long
228349	18235	Starting Chain complete, Nos. 228333, 228347, 228348, two each 39575 and 39576
14372	18235	Treadle
14373	18235	" Extension
50581R	18235	" " " Screw
2718R	18235	" " " " Washer
17881	18235	" Shaft
14374	18235	" Spring
14375	18235	" Stand
14376	18235	Treadle complete, Nos. 2718R, 14372 to 14375, 17881, 50581R and two wood screws 1-1/4 in., No. 12 F.H.

No.	Plate	Name
228354	18235	Driving Equipment less Shaft Pulley, complete, Nos. 228328, 228330, 228349, 234344, 250408, two each 14376, 23551, four each 228320 and 236850

THREAD UNWINDER

FOR TWO SPOOLS

225257	17900	Spool Rest (for two spools) (flat) with 201018C
150203	17900	Spool Rest Cushion (felt)
225388	17900	" " Rod
200383C	17900	" " " Set Screw
201018C	17900	" " " Set Screw
259658	17900	" Stand with 200383C
225391	17900	Thread Guide
201696H	17900	" " Lock Nut
225326	17900	" " Position Cup
225324	17900	" " Rod with 208AL and 225322
208AL	17900	" " " Screw
225322	17900	" " " Washer
225258	17900	Thread Unwinder (for two spools) complete, Nos. 201696H, 225257, 225324, 225326, 225388, 259658, two each 150203, 225391 and three wood screws 7/8 in., No. 12

GUIDES

23436	17902	Guide (back), for cuffs
249734	17902	" for shirt bands
23549	17902	" " bosoms
23441	17902	" (corner), for collars
23439	17902	" (left), for collars
23437	17902	" " cuffs
23440	17902	" (right), for collars
23438	17902	" " cuffs
1238F	17902	" Screw

KNIVES

23443	17887	Knife, 1/4 inch
23444	17887	" 5/16 inch
23445	17887	" 3/8 inch
23446	17887	" 7/16 inch
23447	17887	" 1/2 inch

No.	Plate	Name
23448	17887	Knife, 9/16 inch
23449	17887	" 5/8 inch
23450	17887	" 11/16 inch
23451	17887	" 3/4 inch
23452	17887	" 13/16 inch
23453	17887	" 7/8 inch
23454	17887	" 15/16 inch
23455	17887	" 1 inch

DRIVING EQUIPMENT

PARTS REQUIRED FOR MACHINES WHEN SET IN PAIRS

228320	17903	Bed Frame Cushion (felt)
228321	17903	Belt Idler Belt Guide with 361C
361C	17903	" " " Set Screw
228423	17903	" " Pulley
228323	17903	" " Bracket with three 355C
355C	17903	Bed Idler Pulley Bracket Set Screw
126910	17903	" " " Shaft
228324	17903	" " " Hanger with two 355C and three wood screws 1 in. No. 12
355C	17903	Belt Idler Pulley Bracket Shaft Set Screw
228326	17903	Belt Idler Pulley Shaft with 858AL and 203100
203100	17903	Belt Idler Pulley Shaft Oil Packing (wick)
858AL	17903	Belt Idler Pulley Shaft Oil Stop Screw
355C	17903	" " " Set Screw
228327	17903	" " " Washer (rawhide)
228328	17903	Belt Idler complete, Nos. 126910, 228324 two each 228321, 228323, 228326, 228423, four 228327 and Form All27
228329	17903	Clamp Lifting Chain, 34 in. long, with 39575 and 39576, (for left hand machine)
228330	17903	Clamp Lifting Chain, 46 in. long, with 39575 and 39576 (for right hand machine)
39571	17903	Clamp Lifting Chain Guide Pulley
236849	17903	" " " Bracket
1064D	17903	" " " Hinge Screw
236850	17903	Clamp Lifting Chain Guide Pulley Bracket complete, Nos. 1064D, 39571, 236849 and two wood screws 1-1/4 in., No. 12 R.H.B.
39575	17903	Clamp Lifting Chain Hook (large)
39576	17903	" " " (small)
23551	17903	" " " Screw Eye
228331	17903	Front Plank Extension with two wood screws 2-1/2 in., No. 14

DRIVING EQUIPMENT

No.	Plate	Name
39810	17903	Knee Starting Rock Shaft
228332	17903	" " " " Connecting Rod
6337	17903	" " " " " "
356C	17903	Bracket with two 356C
356C	17903	Knee Starting Rock Shaft Connecting Rod Bracket Set Screw
228333	17903	Knee Starting Rock Shaft Connection Rod Set Screw
39575	17903	Knee Starting Rock Shaft Connection Cushion Spring
39576	17903	Knee Starting Rock Shaft Connection Hook (large)
228334	17903	Knee Starting Rock Shaft Connection Hook (small)
228335	17903	Knee Starting Rock Shaft Connection Spring
21327	17903	Knee Starting Rock Shaft Connection complete, Nos. 39575, 39576, 228333 and 228334
6335	17903	Knee Starting Rock Shaft Hanger with two wood screws 1 in., No. 10
6336	17903	Knee Starting Rock Shaft Knee Arm " " " " 6335
2766	17903	with 2766 and 2767
356C	17903	Knee Starting Rock Shaft Knee Arm Hub with 356C
1507R	17903	Knee Starting Rock Shaft Knee Arm Set Screw
2767	17903	Knee Starting Rock Shaft Knee Arm Lock Nut
150668	17903	Knee Starting Rock Shaft Knee Plate with 356C
356C	17903	Knee Starting Rock Shaft Knee Plate Pad (rubber)
228337	17903	Knee Starting Rock Shaft Knee Plate Set Screw
228338	17903	Knee Starting Rock Shaft Position Spring
454C	17903	Knee Starting Rock Shaft Position Spring Adjusting Collar with 454C
2770	17903	Knee Starting Rock Shaft Position Spring Adjusting Collar Set Screw
140219C	17903	Knee Starting Rock Shaft Stop Dog with 140219C
228339	17903	Knee Starting Rock Shaft Stop Dog Set Screw
250408	17903	Knee Starting Rock Shaft complete, Nos. 1507R, 2770, 6336, 6337, 39810, 150668, 228332, 228335, 228337, 228338 and two 21327
232982	17903	Machine Rest (high) with 232982 and two wood screws 1 in., No. 12
14372	17903	Machine Rest Cushion (leather)
14373	17903	Treadle
		" Extension

DRIVING EQUIPMENT

No.	Plate	Name
50581R	17903	Treadle Extension Screw
2718R	17903	" " " " Washer
17881	17903	" Shaft
14374	17903	" Spring
14375	17903	" Stand
14376	17903	Treadle complete, Nos. 2718R, 14372 to 14375, 17881, 50581R and two wood screws 1-1/4 in., No. 12, F.H.
228355	17903	Driving Equipment less shaft pulley complete, Nos. 228329 to 228331, 250408, two each 14376, 23551, 228328, 228339, 236850, eight 228320 and two blue prints

KNIFE GRINDER

39886	17904	Emery Wheel, 4 in. diameter
39887	17904	" " " " Driving Shaft
201510D	17904	" " " " " Nut
204101	17904	" " " " " Washer
39888	17904	" " " " " Oil Hole Cover
350068E	17904	" " " " " " " " " Screw
206963	17904	Emery Wheel Driving Shaft Pulley with two 200403C
200403C	17904	Emery Wheel Driving Shaft Pulley Set Screw
206969	17904	Emery Wheel Washer (paper)
39889	17904	Knife Grinder Frame
39890	17904	" " " " " Holder (adjustable)
57C	17904	" " " " " Hinge Screw
39891	17904	" " " " " Indicator
203094	17904	" " " " " Position Pin
200165H	17904	" " " " " Screw
39892	17904	" " " " " Slide Bracket with 200386C
201298C	17904	" " " " " Adjusting Screw
39893	17904	" " " " " " " " " Slide Plate
200577XC	17904	Knife Holder Slide Bracket Adjusting Screw Slide Plate Screw
10249	17904	Knife Holder Slide Bracket Adjusting Screw Tension Spring
219F	17904	Knife Holder Slide Bracket Adjusting Screw Tension Spring Screw
200386C	17904	Knife Holder Slide Bracket Set Screw
39894	17904	" " " " " Shaft
206232	17904	" " " " " " " " " Collar with 201052C
201052C	17904	Knife Holder Slide Bracket Shaft Collar Set Screw
771D	17904	Knife Holder Thumb Screw
9525	17904	" " " " " Washer
39895	17904	" Holding Spring

OBSOLETE PARTS

25

No.	Plate	Screw
23486	-----	Needle Bar Frame Driving Bevel Pinion with two 453C
39530	17915	Needle Plate, for overall work
23492	17915	" " " general work
23417	-----	Oscillating Shaft
24046	-----	" " Bushing (back)
23495	-----	" " Crank
23496	-----	Oscillating Shaft Crank complete, Nos. 231C, 1636E, 23495 and 24050
23536	-----	Table Belt Guide with two 168E
23537	-----	" " " Bracket with 448AL
23538	-----	" " " Pulley
23539	-----	" " " Shaft with 436C
23540	-----	Table Belt Guide (double) complete, Nos. 23537, 23539, two each 23536, 23538 and four wood screws 1-1/4 in., No. 12, R.H.B.

NUMERICAL LIST OF PARTS

Genuine Singer Needles should be used
in Singer Machines.
These Needles and their Containers
are marked with the
Company's Trade Mark "SIMANCO." 1

Needles in Containers marked
"For Singer Machines"
are not Singer made needles. 2

NUMERICAL LIST OF PARTS

No.	Plate	Name
35D	17897	Bobbin Winder Stop Latch Hinge Screw, for 27923
52C	17882	Clamp Carrier Connecting Rod Hinge Screw
52C	17883	Feed Wheel Driving Lever Plate Screw, for 249560
54C	17887	Knife Bar Driving Lever (intermediate) Connecting Link Hinge Screw
57C	17904	Knife Grinder Knife Holder Hinge Screw for 39898
61C	17912	Starting Lever Rod Hinge Screw
67D	17882	Clamp Carrier Slide Lever Regulator Screw
68D	17908	Tension (top cover) Releasing Lever Hinge Screw
78C	17889	Needle Bar Frame Connection Hinge Screw, for 39926
78D	17882	Stop Lever Hinge Screw
84E	17938	Bed Frame Cushion Screw, for 23529 and 39910
90D	17882	Feed Hand Ratchet Lever Pawl Hinge Screw, for 39997
90C	17887	Knife Bar Disengaging Lever Catch Hinge Screw
90C	17887	Knife Bar Disengaging Lever Hinge Screw
93H	17889	Barring Ratchet Pawl Spring Screw
109D	17910	Clamp Check Hinge Screw, for 39587
123E	17912	Starting Lever Bracket Screw
124F	17889	Barring Lever Stop Screw
124F	17912	Starting Lever Stop Screw
135D	17897	Bobbin Winder Tension Bracket Screw
145F	17911	Shuttle Race Screw
157D	17887	Knife Bar Disengaging Lever Catch Bracket Screw
157C	17887	Knife Holder Screw
159F	17912	Starting Lever Belt Shifter Screw
162D	17940	Bed Frame Clamp Lifting Arm Stop Screw
175D	17882	Knife Bar Disengaging Lever Catch Tripping Point Screw
176D	17904	Knife Grinder Knife Holding Spring Bracket Screw, for 39898
179E	17883	Feed Wheel Tripping Lever Stop Screw
181D	17891	" Rock Shaft Spring Screw
185H	17883	" Wheel Driving Lever Screw, for 249562
190D	17881	Face Plate Screw (upper)
190D	17883	Feed Wheel Tripping Lever Spring Screw

NUMERICAL LIST OF PARTS

No.	Plate	Name
190C	17888	Needle Bar Frame Pitman Adjusting Screw, for 23611
191C	17910	Clamp Arm Bracket Screw, for 39587
191C	17887	Knife Screw
191C	17910	Tension (side of Arm) Releaser Shaft Arm Connection Screw
193F	17889	Barring Ratchet Wheel Tripping Point Screw
196F	17910	Clamp Arm Hinge Block Pin Set Screw, for 39584
196E	17883	Feed Wheel Driving Lever Pitman Cap Screw, for 249561
196F	17889	Needle Bar Frame Connection Stud Set Screw
200F	17913	Tension (side of Arm) Releaser Set Screw, for 23519
201F	1790C	Tension (top cover) Releaser Set Screw for 39C32
203C	17889	Barring Ratchet Retaining Pawl Adjusting Screw, for 23546
203C	17883	Feed Wheel Tripping Lever Point Screw
203E	17911	Shuttle Race Plate Screw, for 249929
207E	17882	Feed Hand Ratchet Lever Pawl Point Screw, for 39996
208AL	17904	Knife Grinder Knife Stop Screw, for 39898
208AL	17900	Thread Unwinder Thread Guide Rod Screw for 225324
211E	17938	Bed Frame Hinge Connection Cap Screw, for 19398
217D	17881	Face Plate Screw (lower)
217F	17908	Tension (top cover) Thread Eyelet Screw
219F	17910	Clamp Check Adjusting Plate Screw, for 39587
219F	17904	Knife Grinder Knife Holder Slide Bracket Adjusting Screw Tension Spring Screw, for 39898
220D	17883	Feed Wheel Tripping Point Screw, for 23698
223D	17882	Clamp Carrier Slide Lever Regulator Cap Screw
226J	17890	Oscillating Shaft Crank Slide Block Cap Screw, for 24050
228D	17913	Thread (upper) Guide Screw
229D	17912	Knife Bar Driving Lever (intermediate) Roller Cap Screw, for 1959
229D	17889	Needle Bar Frame Bell Crank Roller Cap Screw, for 1956
231C	-----	Oscillating Shaft Crank Set Screw, for 23496
233D	17883	Feed Wheel Retaining Clutch Spring Screw
240D	17889	Barring Ratchet Retaining Pawl Spring Screw

NUMERICAL LIST OF PARTS

No.	Plate	Name
240D	17882	Clamp Carrier Regulator Stud Stop Screw, for 40010
355C	17903	Belt Idler Pulley Bracket Set Screw, for 228323
355C	17903	Belt Idler Pulley Bracket Shaft Set Screw, for 228324
355C	17903	Belt Idler Pulley Shaft Set Screw, for 228323
356C	17903	Knee Starting Rock Shaft Connecting Rod Bracket Set Screw, for 6337
356C	17903	Knee Starting Rock Shaft Connecting Rod Set Screw, for 6337
356C	17903	Knee Starting Rock Shaft Knee Arm Hub Set Screw, for 2766
356C	17903	Knee Starting Rock Shaft Knee Plate Set Screw, for 2767
361C	17903	Belt Idler Belt Guide Set Screw, for 228321
375C	17891	Feed Connecting Rod (lower) Hinge Screw
389F	17897	Bobbin Winder Base Plate Screw
389F	17897	" " " Screw, for 27924
399D	17911	Shuttle Bobbin Case Position Plate Screw, for 249929
402D	17910	Clamp Arm Screw, for 39587
402D	17909	" Plate Support Screw
404D	17882	" Carrier Block Plate Screw, for 40006
404D	17909	Clamp Carrier Plate Screw (front)
404D	17915	Needle Plate Screw
413F	17913	Tension (side of Arm) Screw Stud
418D	17897	Bobbin Winder Tension Screw Stud, for 5989
435AL	17890	Arm Shaft Flanged Bushing (back) Set Screw
435AL	17888	Thread Take-up Lever Link Hinge Pin Set Screw
446C	17913	Thread Take-up Spring Regulator Set Screw
448AL	17890	Feed Eccentric Set Screw, for 23412
448AL	17891	" Rock Shaft Hinge Pin Set Screw
448AL	17882	Knife Bar Disengaging Lever Catch Tripping Point Collar Set Screw, for 23467
448AL	17891	Oscillating Rock Shaft Hinge Pin Set Screw
452C	17897	Bobbin Winder Thread Eyelet Rod Set Screw, for 27920
453AL	17882	Feed Hand Ratchet Lever Collar Set Screw, for 232600
453AL	17890	Needle Bar Frame Driving Bevel Pinion Set Screw, 23486 and 39967
454C	17903	Knee Starting Rock Shaft Position Spring Adjusting Collar Set Screw, for 228338

NUMERICAL LIST OF PARTS

No.	Plate	Name
457AL	17882	Feed Wheel Shaft Oil Hole Plug Screw
457AL	17890	Stop Cam Spring Stop Screw Set Screw
460AL	-----	Belt Cover Hinge Block Pin Set Screw, for 23375
460AL	17882	Feed Hand Ratchet Wheel Set Screw, for 39924
460AL	17913	Tension (side of Arm) Thread Guard Set Screw
460AL	17913	Thread Guiding Stud Set Screw
462AL	17890	Shuttle Driver Set Screw, for 23505
462AL	17908	Thread Retainer Stud Set Screw, for 39712
564C	17912	Starting Lever Screw Center, for 58384
591F	17911	Shuttle Tension Regulating Screw, for 23502
592E	17911	Shuttle Bobbin Case Latch Stop Screw, for 23502
625F	17910	Clamp Arm Adjusting Screw, for 39587
662D	17911	Shuttle Race Cap Screw, for 249929
673F	17888	Needle Bar Frame Screw Center
703D	17913	Arm Side Cover Thumb Screw
717C	17912	Starting Lever Adjusting Screw
721D	17883	Feed Wheel Retaining Clutch Spring Stop Screw
748E	17881	Arm Screw (back)
756D	17909	Clamp Carrier Guide (left) Screw, for 39613 and 39619
771D	17904	Knife Grinder Knife Holder Thumb Screw, for 39898
793D	17904	Knife Grinder Knife Holding Spring Thumb Screw, for 39898
794E	17888	Needle Bar Connecting Link Adjusting Screw, for 23476
805C	17889	Barring Lever Catch Spring Screw
805C	17887	Knife Bar Driving Lever Spring Screw
808F	17908	Arm Top Cover Screw
856C	17908	Barring Tripping Lever Hinge Screw
858AL	17882	" Cam Set Screw, for 23562
858AL	17903	Belt Idler Pulley Shaft Oil Stop Screw for 228326
858AL	17890	Needle Bar Crank Set Screw, for 23477
868E	17881	Arm Screw (front)
896E	17891	Crank Connecting Rod Cap Screw, for 24028
898C	17883	Feed Wheel Retaining Clutch Cap Screw
904F	17888	Needle Set Screw, for 39857
907E	17911	Shuttle Race Back Spring Screw, for 249929
908C	17891	Crank Connecting Rod Hinge Screw
913C	17912	Stop Cam Interlocking Rod Spring Regu- lating Thumb Screw
914F	17909	Clamp Carrier Slide Guide (left) Screw
914F	17909	" " " (right) Screw
966E	17891	Feed Connecting Rod (upper) Cap Screw, for 23408
997E	17890	Stop Cam Spring Cover Screw

NUMERICAL LIST OF PARTS

No.	Plate	Name
999F	17889	Barring Ratchet Retaining Pawl Hinge Screw
999F	17908	Tension (top cover) Releaser Holder Hinge Screw
1021E	17888	Needle Bar Connecting Link Cap Screw
1035C	17890	Oscillating Shaft Crank Slide Block Screw Stud, for 24050
1036AL	17890	Thread Take-up Crank Position Screw, for 23477
1038C	17888	Needle Bar Frame Regulator Adjusting Screw
1042C	17888	Needle Bar Frame Pitman Hinge Screw
1049E	17882	Feed Hand Ratchet Lever Pawl Point Position Screw, for 39996
1064D	17903	Clamp Lifting Chain Guide Pulley Hinge Screw, for 236850
1065AL	17890	Needle Bar Crank Position Screw, for 23477
1069D	17890	Arm Shaft Screw
1070C	17912	Stop Cam Interlocking Rod Guide Set Screw, for 23514
1222C	17887	Knife Bar Driving Lever (intermediate) Hinge Screw
1226C	17889	Barring Lever Catch Position Stud, for 23564
1226E	17889	Needle Bar Frame Connection Spring Screw Stud, for 39926
1227C	17889	Barring Lever Hinge Screw
1228C	17908	" Indicator Stud
1230F	17909	Clamp Carrier Guide (right) Screw
1231F	17909	" Carrier Plate Screw (back)
1232C	17882	" " Regulator Hinge Screw
1234C	17882	" " Slide Regulating Stud
1235F	17881	Bed Oil Guard Screw
1235F	17910	Clamp Lifting Arm Screw, for 39587
1235F	17909	" Plate Screw
1236C	17883	Feed Wheel Driving Lever Regulating Stud
1237C	17883	Feed Wheel Friction Ring Screw
1238F	17902	Guide Screw
1239D	17887	Knife Bar Connecting Link Hinge Cap Screw
1240C	17887	Knife Bar Connecting Link Hinge Screw
1241E	17887	" " Disengaging Lever Catch Spring Screw Stud
1242E	17887	Knife Bar Disengaging Lever Spring Screw for 249656
1243C	17888	Knife Holder Guide Stud
1244C	17889	Needle Bar Frame Cam and Bevel Gear Screw
1245C	17888	Needle Bar Frame Regulator Hinge Screw for 39900
1248C	17889	Barring Ratchet Pawl Hinge Screw
1253C	17890	Oscillating Shaft Crank Set Screw, for 39658
1256D	17909	Clamp Carrier Slide Screw

NUMERICAL LIST OF PARTS

No.	Plate	Name
1258AL	17890	Thread Take-up Crank Set Screw, for 23477
1275C	17891	Feed Disengaging Lever Hinge Screw
1276C	17889	Barring Lever Catch Hinge Screw
1286C	17889	" Ratchet Wheel Spring Screw
1294C	17910	Clamp Spring Bushing Position Stud, for 39587
1297F	17910	Clamp Check Holder Screw, for 39587
1319F	17887	Knife Bar Connecting Stud Clamping Screw, for 23462
1341C	17888	Needle Bar Connecting Stud Set Screw, for 39601
1349C	17890	Stop Cam Spring Stop Screw
1387C	17908	Tension (top cover) Releaser Guide Screw Stud
1388C	17908	Tension (top cover) Screw Stud
1428C	17887	Knife Bar Driving Lever Screw Stud
1507R	17903	Knee Starting Rock Shaft Knee Arm Lock Nut, for 228339
1508R	17912	Starting Lever Screw Center Nut, for 58384
1517J	17888	Needle Bar Frame Screw Center Nut
1518J	17889	Barring Lever Stop Screw Nut
1518J	17891	Feed Connecting Rod (lower) Hinge Screw Nut
1518J	17912	Starting Lever Stop Screw Nut
1520J	17882	Clamp Carrier Regulator Roller and Screw Stud Nut, for 1960
1520J	17882	Clamp Carrier Slide Lever Roller and Screw Stud Nut, for 1960
1520J	17883	Feed Wheel Friction Ring Screw Nut
1520J	17887	Knife Bar Driving Lever Screw Stud Nut
1520J	17912	Starting Lever Adjusting Screw Nut
1521E	17891	Feed Disengaging Lever Hinge Screw Nut
1521E	17908	Tension (top cover) Releaser Guide Screw Stud Nut
1547J	17910	Clamp Arm Adjusting Screw Nut, for 39587
1547J	17887	Knife Holder Screw Nut
1547J	17888	Needle Bar Frame Pitman Hinge Screw Nut
1550J	17910	Clamp Spring Bushing Position Stud Nut for 39587
1560C	17913	Tension (side of Arm) Regulating Thumb Nut
1560C	17908	Tension (top cover) Regulating Thumb Nut
1562J	17897	Bobbin Winder Tension Regulating Thumb Nut, for 5989
1589C	17908	Barring Indicator Stud Thumb Nut
1589C	17888	Needle Bar Frame Regulator Adjusting Screw Thumb Nut
1608C	17888	Knife Holder Guide Stud Nut
1619E	17891	Crank Connecting Rod Hinge Screw Nut
1620J	17897	Bobbin Winder Frame Hinge Screw Nut for 27923

NUMERICAL LIST OF PARTS

No.	Plate	Name
1620E	17883	Feed Wheel Tripping Lever Hinge Screw Nut
1636E	17890	Oscillating Shaft Crank Slide Block Screw Stud Nut, for 23496 and 39658
1638E	17912	Stop Cam Interlocking Rod Spring Regulating Thumb Screw Nut
1655E	17889	Barring Lever Hinge Screw Nut
1655C	17889	Needle Bar Frame Bell Crank Roller and Screw Stud Nut, for 1956
1658C	17882	Clamp Carrier Slide Regulating Stud Thumb Nut
1659C	17910	Clamp Pressure Regulating Thumb Nut, for 39587
1664E	17908	Thread Retainer Holder Nut, for 39714
1671C	17882	Clamp Carrier Regulator Stud Nut
1673C	-----	Knife Bar Stop Lock Nut, for 39565
1956	17889	Needle Bar Frame Bell Crank Roller and Screw Stud with 229D, 1655C and 23389, for 23558
1959	17912	Knife Bar Driving Lever (intermediate) Roller and Screw Stud with 229D and 12424, for 23514
1960	17882	Clamp Carrier Regulator Roller and Screw Stud with 1520J, for 40010
1960	17882	Clamp Carrier Slide Lever Roller and Screw Stud with 1520J, for 23394
1963	17887	Knife Bar Disengaging Lever Catch Roller and Stud, for 23464
1963	17889	Needle Bar Frame Connection Roller and Stud, for 39622
2102	17913	Tension (side of Arm) Disc
2103	17908	" (top cover) Spring
2117C	17883	Feed Wheel Pin
2256	17883	" " Retaining Clutch Spring
2269	17890	Shuttle Driver Pin
2455	17897	Bobbin Winder Tension Disc, for 5989
2523	17911	Shuttle Bobbin Case Position Finger Rivet, for 23502
2532	17911	Shuttle Race Back Position Pin, for 249929
2533	17911	Shuttle Race Back Spring, for 249929
2718R	17903	Treadle Extension Screw Washer, for 14376
2766	17903	Knee Starting Rock Shaft Knee Arm Hub with 356C, for 6336
2767	17903	Knee Starting Rock Shaft Knee Plate with 356C, for 6336
2770	17903	Knee Starting Rock Shaft Stop Dog with 140219C, for 228339
2973	17911	Shuttle Bobbin Case Latch Lever, for 15141
2974	17911	Shuttle Bobbin Case Latch Lever Fulcrum Pin, for 15141
2975	17911	Shuttle Bobbin Case Latch Spring, for 23502
3012	17882	Feed Hand Ratchet Wheel Pin
4784	17890	Arm Shaft Oil Pad

NUMERICAL LIST OF PARTS

No.	Plate	Name
4784	17891	Oscillating Rock Shaft Oil Pad, for 39654
4784	17888	Thread Take-up Lever Oil Pad, for 23478
5989	17897	Bobbin Winder Tension complete, Nos. 418D, 1562J, 10141 and two 2455, for 41336
6335	17903	Knee Starting Rock Shaft Knee Arm, for 6336
6336	17903	Knee Starting Rock Shaft Knee Arm 6335 with 2766 and 2767, for 228339
6337	17903	Knee Starting Rock Shaft Connecting Rod Bracket with two 356C, for 228339
7070	17883	Feed Wheel Driving Lever Regulating Stud Sleeve
7070	17888	Needle Bar Frame Regulator Adjusting Screw Sleeve
7071	17889	Barring Ratchet Wheel Tripping Point Screw Washer
7071	17888	Needle Bar Frame Pitman Adjusting Screw Washer, for 23611
7278	17882	Clamp Carrier Slide Lever Socket Joint
7326	17911	Shuttle Race Cap, for 249929
7335	17913	Thread Take-up Spring
8238	17913	Tension (side of Arm) Spring
8582	17881	Arm Dowel Pin
8582	17912	Starting Lever Bracket Dowel Pin
9525	17904	Knife Grinder Knife Holder Thumb Screw Washer, for 39898
9540	17882	Stop Lever Spring
9780	17890	" Cam Spring Cover Position Pin for 249543
10141	17897	Bobbin Winder Tension Spring, for 5989
10145	17897	" " " Thread Guide, for 41336
10249	17904	Knife Grinder Knife Holder Slide Bracket Adjusting Screw Tension Spring, for 39898
10875	17940	Wrench, for 1518 and 1520
11204	17888	Thread Take-up Lever Link Hinge Pin
11831	17940	Screw Driver, 5 in. blade (machine, large)
12166	17888	Thread Take-up Lever Hinge Pin, for 23525
12193	17913	Arm Side Cover
*12204	-----	Feed Connecting Rod (upper) Cap, for 23408
12357	17890	Arm Shaft Flanged Bushing (back)
12400	17908	Thread Retainer Sleeve, for 39714
12402	17908	" " Stud, for 39714
12424	17912	Knife Bar Driving Lever (intermediate) Roller Cap Screw Washer, for 1959
12424	17890	Oscillating Shaft Crank Slide Block Cap Screw Washer, for 24050
13218	17882	Feed Hand Ratchet Lever Pawl Spring, for 39997

NUMERICAL LIST OF PARTS

No.	Plate	Name
14010	17938	Bed Frame Hinge Plate Rivet, for 23529 and 39910
14017	17883	Feed Wheel Friction Ring Screw Washer
14174	17912	Starting Lever Spring
		Nos. 14372 to 14375, for 14376
14372	17903	Treadle
14373	17903	" Extension
14374	17903	" Spring
14375	17903	" Stand
14376	17903	Treadle complete, Nos. 2718R, 14372 to 14375, 17881, 50581R and two wood screws 1-1/4 in., No. 12, F.H., for, 228354 and 228355
15072	17889	Barring Ratchet Pawl Spring Stop Pin, for 23558
15072	17897	Bobbin Winder Bobbin Position Pin, for 27538
15140	17911	Shuttle Bobbin Case Latch, for 15141
15141	17911	" " " Hinge, Nos. 2973, 2974 and 15140, for 23502
16555	17938	Bed Frame Hinge Plate, for 23529 and 39910
17881	17903	Treadle Shaft, for 14376
19226	17938	Bed Frame Hinge Connection, for 19398
19397	17938	" " " " Cap, for 19398
19398	17938	Bed Frame Hinge Connection 19226 with 211E and 19397, for 23529 and 39910
19448	17890	Oscillating Shaft Crank Slide Block, for 24050
21327	17903	Knee Starting Rock Shaft Hanger with two wood screws 1 in., No. 10, for 228339
21643	17912	Starting Lever Belt Shifter, complete Nos. 66108 and 66109, for general work
21651	17912	Stop Cam Interlocking Rod Spring
21654	17940	Wrench, for 1508 and 1638
*23351	-----	Arm with 24081
23352	17890	" Shaft
23361	17889	Barring Ratchet Pawl
23362	17889	" " " Spring
23364	17889	" " Retaining Pawl Spring
23367	17889	" " Wheel Tripping Point
23369	17913	" Stop Arm
23370	17908	" Tripping Lever
*23371	-----	Bed
		Nos. 23373 to 23376 (obsolete)
23373	-----	Belt Cover
23374	-----	" " Bracket
23375	-----	" " Hinge Block with 460AL
23376	-----	" " " Pin
23379	17910	Clamp Arm Hinge Block, for 39587
23380	17910	" " " Pin, for 39587
23381	17909	" Carrier
23384	17882	" " Connecting Rod
23385	17909	" " Guide (right)

NUMERICAL LIST OF PARTS

No.	Plate	Name
23386	17909	Clamp Carrier Plate
23389	17889	Needle Bar Frame Bell Crank Roller Cap Screw Washer, for 1956
23390	17887	Knife Screw Washer
23392	17909	Clamp Carrier Slide Guide (left)
23393	17909	" " " " (right)
23394	17882	" " " " Lever with 1960
23395	17882	" " " " Regulator
23396	17882	" " " " " Cap
23397	17882	" " " " Regulating Stud
		Bushing
23404	17910	Clamp Spring, for 39587
23407	17891	Feed Connecting Rod (lower)
23408	17891	" " " " (upper) with 12204 202277 and two 966E
23409	17891	Feed Disengaging Lever
23412	17890	" Eccentric with 448AL
23417	-----	Oscillating Shaft (obsolete)
23418	17891	Feed Rock Shaft, for 23419
23419	17891	Feed Rock Shaft complete, Nos. 23418 and 23420
23420	17891	Feed Rock Shaft Hinge Pin with 23421, for 23419
23421	17891	Feed Rock Shaft Hinge Pin Plug (leather) for 23420
23421	17891	Oscillating Rock Shaft Hinge Pin Oil Hole Plug (leather), for 23494
23422	17891	Feed Rock Shaft Spring
*23429	-----	" Wheel Driving Lever Pitman Cap, for 249561
23431	17882	Feed Wheel Shaft
23432	17883	" " Tripping Point, for 23698
23433	17883	" " " Lever
23435	17883	" " " " Spring
23436	17902	Guide (back), for cuffs
23437	17902	" (left), for cuffs
23438	17902	" (right), for cuffs
23439	17902	" (left), for collars
23440	17902	" (right), for collars
23441	17902	" (corner), for collars
23443	17887	Knife, 1/4 inch
23444	17887	" 5/16 inch
23445	17887	" 3/8 inch
23446	17887	" 7/16 inch
23447	17887	" 1/2 inch
23448	17887	" 9/16 inch
23449	17887	" 5/8 inch
23450	17887	" 11/16 inch
23451	17887	" 3/4 inch
23452	17887	" 13/16 inch
23453	17887	" 7/8 inch
23454	17887	" 15/16 inch
23455	17887	" 1 inch
23460	17887	" Bar
23461	17887	" " Connecting Link
23462	17887	" " " Stud with 1319F

NUMERICAL LIST OF PARTS

No.	Plate	Name
23464	17887	Knife Bar Disengaging Lever Catch with 1963
23465	17887	Knife Bar Disengaging Lever Catch Bracket
23466	17882	Knife Bar Disengaging Lever Catch Tripping Point
23467	17882	Knife Bar Disengaging Lever Catch Tripping Point Collar with two 448AL
23468	17887	Knife Bar Disengaging Lever Catch Spring
23469	17887	Knife Bar Driving Lever
23470	17887	" " " " (intermediate)
23471	17887	" " " " "
		Connecting Link
23473	17887	Knife Holder
23476	17888	Needle Bar Connecting Link with 794E
23477	17890	" " Crank with 858AL, 1036AL, 1065AL and 1258AL
23478	17888	Needle Bar Frame with 4784
23483	17889	" " " Connection Spring
23484	17889	" " " " " Hook
23485	17889	" " " " Stud
23486	-----	" " " Driving Bevel Pinion with two 453AL (obsolete)
23491	17888	Needle Bar Frame Regulator, for 39900
23492	17915	" Plate (obsolete), for general work
23494	17891	Oscillating Rock Shaft Hinge Pin with 23421, for 39654
23495	-----	Oscillating Shaft Crank (obsolete), for 23496
23496	-----	Oscillating Shaft Crank complete, Nos. 2310, 1636E, 23495 and 24050 (obso- lete)
23500	17911	Shuttle Bobbin, for 23504
23501	17911	" " Case Position Finger, for 23502
23502	17911	Shuttle Bobbin Case complete, Nos. 591F, 592E, 2523, 2975, 15141, 23501 and 23680, for 23504
23503	17911	Shuttle Body, for 23504
23504	17911	" 1-11/16 in. diam., Nos. 23500, 23502 and 23503
23505	17890	Shuttle Driver with 462AL
23509	17912	Starting Lever
23510	17912	" " Bracket
23511	17912	" " Rod
23514	17912	Stop Cam Interlocking Rod Guide with 10700 and 1959
23515	17890	Stop Cam Spring (long)
23516	17890	" " " (short)
23518	17882	" Lever
23519	17913	Tension (side of Arm) Releaser with 200F

NUMERICAL LIST OF PARTS

No.	Plate	Name
23520	17913	Tension (side of Arm) Releaser Shaft
23521	17913	" " " " " " " Arm
23523	17888	Thread Take-up Crank
23524	17888	" " " Lever, for 23525
23525	17888	Thread Take-up Lever complete, Nos. 12166, 23524 and 23543
23526	17913	Thread Take-up Spring Regulator
23527	17938	Drip Pan with two wood screws 1/2 in., No. 5, R.H.B.
23528	17940	Bed Frame Clamp Lifting Arm Stop
23529	-----	" " " with two each 16555, 19398, four each 84E, 24106, six 14010 and four wood screws 1-1/4 in., No. 12 (obsolete)
23530	17940	Gauge, for 1/4 to 1 in., for setting length of buttonhole
23535	17940	Wrench, for 1671, for regulating length of buttonhole
		Nos. 23536 to 23539 (obsolete), for 23540
23536	-----	Table Belt Guide with two 168E
23537	-----	" " " Bracket with 448AL
23538	-----	" " " Pulley
23539	-----	" " " Shaft with 436C
23540	-----	Table Belt Guide (double) complete, Nos. 23537, 23539, two each 23536, 23538 and four wood screws 1-1/4 in., No. 12, R.H.B. (obsolete)
23543	17888	Thread Take-up Lever Link, for 23525
23544	17889	Barring Ratchet Retaining Pawl (hinge screw end), for 23546
23545	17889	Barring Ratchet Retaining Pawl (wheel end), for 23546
23546	17889	Barring Ratchet Retaining Pawl (adjustable) complete, Nos. 203C, 23544 and 23545
23548	-----	Knife Bar Stop Plug (fibre) (obsolete) for 39565
23549	17902	Guide, for shirt bosoms
23551	17903	Clamp Lifting Chain Screw Eye, for 228355
		Nos. 23552 to 23554, for 23555
23551	18235	Starting Chain Hook Screw Eye, for 228354
23552	17883	Feed Wheel Friction Ring Section (long)
23553	17883	" " " " " " (short)
23554	17883	" " " " " Spring
23555	17883	Feed Wheel Friction Ring complete, Nos. 23552 to 23554
23557	17891	Feed Disengaging Lever Spring
23558	17889	Needle Bar Frame Bell Crank with 1956 and 15072
23562	17882	Barring Cam with two 858AL
23563	17889	" " " Lever
23564	17889	" " " Catch with 1226C
23565	17889	" " " Spring

NUMERICAL LIST OF PARTS

No.	Plate	Name
23566	17889	Barring Lever Spring
23567	17910	Clamp Arm, for 39587
23573	17909	" " Plate Support
23574	17910	" " Post, for 39587
23587	17883	Feed Wheel Tripping Lever Point
23606	17887	Knife Bar Disengaging Lever Spring
23609	17888	Needle Bar Frame Pitman (regulator end), for 23611
23610	17888	Needle Bar Frame Pitman (hinge screw end), for 23611
23611	17888	Needle Bar Frame Pitman (adjustable) complete, Nos. 23609, 23610, two each 190C and 7071
23630	-----	Barring Indicator (obsolete)
23664	17889	" " Ratchet Wheel
23665	17889	" " " " Spring
23666	17889	" " " " Washer
23667	17889	Needle Bar Frame Bell Crank Stud
23669	17913	Tension (side of Arm) Thread Guard
23679	17941	Drip Pan, 7/8 in. deep
23680	17911	Shuttle Tension Spring, for 23502
23681	17887	Knife Bar Driving Lever Spring
23691	17910	Clamp Check, for general work, for 39587
		Nos. 23693 to 23695, for 39587
23693	17910	Clamp Spring Bushing
23694	17910	Tension (side of Arm) Releaser Shaft Arm Connection
23695	17910	Tension (side of Arm) Releaser Shaft Arm Connection Bracket
23698	17883	Feed Wheel with 23432 and two 220D, for wide bight and wide cutting space, for overall work, etc.
23699	17915	Clamp Check, for wide bight, for overall work, etc. (obsolete)
24028	17891	Crank Connecting Rod with 24085 and two 896E
24046	-----	Oscillating Shaft Bushing (back) (obsolete)
24047	17890	Oscillating Shaft Bushing (front)
24050	17890	Oscillating Shaft Crank Slide Block complete, Nos. 226J, 1035C, 12424 and 19448, for 23496 and 39658
*24081	-----	Arm Shaft Bushing (front), for 23351
*24085	-----	Crank Connecting Rod Cap, for 24028
24106	17938	Bed Frame Cushion (felt), for 23529 and 39910
26026	17940	Screw Driver (machine, small)
26485	17940	" " (shuttle tension)
27302	17897	Bobbin Winder Frame, for 27923
27538	17897	" " Spindle 27849 with 15072 27850 and 41828, for 27923
27739	17900	Thread Cone (wood)
*27849	-----	Bobbin Winder Spindle, for 27538
*27850	-----	" " " Collar, for 27538

NUMERICAL LIST OF PARTS

No.	Plate	Name
27914	17897	Bobbin Winder Base with 27916 and two 28084, for 27923
27915	17897	Bobbin Winder Base Plate, for 27924
27916	17897	" " Brake (leather), for 27914 Nos. 27917 to 27919, for 27923
27917	17897	Bobbin Winder Frame Spring
27918	17897	" " Pulley
27919	17897	" " Stop Latch
27920	17897	" " Tension Bracket with 4520, for 41336
27921	17897	Bobbin Winder Tension Bracket with Rod complete, Nos. 27922, and 41336, for 27924
27922	17897	Bobbin Winder Thread Eyelet Rod, for 27921
27923	17897	Bobbin Winder Nos. 35D, 1620J, 27302, 27538, 27914, 27917 to 27919 and 50356D, for 27924
27924	17897	Bobbin Winder (swinging automatic, right hand) complete, Nos. 27915, 27921, 27923 and two 389F
28084	17897	Bobbin Winder Brake Rivet, for 27914
32012	17908	Tension (top cover) Disc
32572	17908	" " " Releasing Disc
39504	17883	Feed Wheel Retaining Clutch Cap Screw Washer
39508	17915	Clamp Check
39518	17915	Needle Plate, for collar and cuff work
39523	17882	Feed Hand Ratchet Lever Pawl Point, for 39996
39530	17915	Needle Plate, for overall work (obsolete)
39531	-----	Clamp Carrier (obsolete)
39532	17882	" " Regulator Stud Sleeve
39538	17881	Bed Oil Guard
39541	17910	Clamp Arm Bracket Screw Washer, for 39587
39541	17910	Tension (side of Arm) Releaser Shaft Arm Connection Screw Washer
39544	17881	Clamp Carrier Regulator Slide
39549	17910	" Lifting Arm, for 39587
39565	-----	Knife Bar Stop complete, Nos. 1673C, 23548 and 39566 (obsolete)
39566	-----	Knife Bar Stop (obsolete), for 39565
39571	17903	Clamp Lifting Chain Guide Pulley, for 236850
39573	17915	Clamp Check Adjusting Plate
39574	17915	" " Holder
39575	17903	" Lifting Chain Hook (large), for 228329 and 228330
39575	17903	Knee Starting Rock Shaft Connection Hook (large), for 228335
39575	18235	Starting Chain Hook (large), for 228349

NUMERICAL LIST OF PARTS

No.	Plate	Name
39576	18235	Starting Chain Hook (small), for 228349
39576	17903	Clamp Lifting Chain Hook (small), for 228329 and 228330
39576	17903	Knee Starting Rock Shaft Connection Hook (small), for 228335
39580	17912	Stop Cam Interlocking Rod
39582	-----	Belt Cover Bracket (obsolete)
39583	17882	Clamp Carrier Regulator Stud Stop, for 40010 Nos. 39584 to 39586, for 39587
39584	17910	Clamp Arm Bracket with 196F
39585	17910	" Check Adjusting Plate
39586	17910	" " Holder
39587	17910	Clamp (universal) complete, Nos. 1294C, 1550J, 1659C, 23379, 23380, 23404, 23567, 23574, 23691, 23693 to 23695, 39549, 39584 to 39586, 40020, two each 109D, 625F, 1297F, 1547J, three 402D, 1235F, four each 191C, 219F and 39541
39590	17891	Feed Rock Shaft Spring Plate
39591	17909	Clamp Carrier Guide (left), for 39613 and 39619
39595	17883	Feed Wheel Retaining Clutch Cap
39596	17883	" " " " Stud
39601	17888	Needle Bar Connecting Stud with 1341C
39613	17915	Clamp Carrier Slide with 39591 and three 756D, for overall work Nos. 39616 to 39618, for 39622
39616	17889	Barring Lever Catch Stud
39617	17889	" " " " Rivet (long)
39618	17889	" " " " " (short)
39619	17909	Clamp Carrier Slide with 39591 and three 756D, for general work
39622	17889	Needle Bar Frame Connection with 1963 and 39616 to 39618, for 39926
39628	17890	Stop Cam with 39629 and 202330
39629	17890	" " Pin, for 39628
39632	17903	Tension (top cover) Releaser Holder with 201F
39635	17908	Tension (top cover) Releasing Pin
39636	17908	" " " Thread Eyelet (double)
39637	17890	Stop Cam Spring Stop Block
39638	17890	" " " " Screw Block
39640	17908	Arm Top Cover
39641	17908	Tension (top cover) Releaser
39642	17908	" " " Releasing Lever
39653	17891	Oscillating Rock Shaft, for 39654
39654	17891	Oscillating Rock Shaft complete, Nos. 4784, 23494 and 39653
39655	17890	Oscillating Shaft
39656	17890	" " Bushing (back)
39657	17890	" " Crank, for 39658
39658	17890	Oscillating Shaft Crank complete, Nos. 1636E, 24050, 39657 and two 1253C

NUMERICAL LIST OF PARTS

No.	Plate	Name
39711	17913	Thread Guiding Stud (side of Arm)
39712	17908	" Retainer Holder with 462AL, for 39714
39713	17908	Thread Retainer Spring, for 39714
39714	17908	Thread Retainer complete, Nos. 1664E, 12400, 12402, 39712 and 39713
39810	17903	Knee Starting Rock Shaft, for 228339
39844	17908	Barring Indicator
39857	17888	Needle Bar with 904F
		Nos. 39886 to 39897, for 39898
39886	17904	Knife Grinder Emery Wheel, 4 in. diameter
39887	17904	Knife Grinder Emery Wheel Driving Shaft
39888	17904	Knife Grinder Emery Wheel Driving Shaft Oil Hole Cover
39889	17904	Knife Grinder Frame
39890	17904	" " Knife Holder (adjustable)
39891	17904	" " " Indicator
39892	17904	" " " Slide Bracket with 200386C
39893	17904	Knife Grinder Knife Holder Slide Bracket Adjusting Screw Slide Plate
39894	17904	Knife Grinder Knife Holder Slide Bracket Shaft
39895	17904	Knife Grinder Knife Holding Spring
39896	17904	" " " " "
		Bracket
39897	17904	Knife Grinder Knife Stop (adjustable)
39898	17904	Knife Grinder complete, Nos. 57C, 176D, 208AL, 219F, 771D, 793D, 9525, 10249, 39886 to 39897, 200165H, 201298C, 201510D, 203094, 204101, 206963, 350068E, two each 200577XC, 204264, 206232, 206969 and three wood screws 1-1/4 in., No. 12
39900	17888	Needle Bar Frame Regulator 23491 with 1245C
		Nos. 39910 to 39912, for 39913
39910	17938	Bed Frame with two each 16555, 19398, four each 84E, 24106, six 14010 and four wood screws 1-1/4 in., No. 12
39911	17938	Splash Guard with 201655J
39912	17938	" " Hinge
39913	17938	Bed Frame and Splash Guard complete, Nos. 39910, 39911, two 39912 and eight 200574E
39924	17882	Feed Hand Ratchet Wheel with 460AL
39926	17889	Needle Bar Frame Connection 39622 with 78C and 1226E
39927	17890	Pulley 40024 with 40025
39966	17889	Needle Bar Frame Cam and Bevel Gear
39967	17890	" " " Driving Bevel Pinion with two 453AL

NUMERICAL LIST OF PARTS

No.	Plate	Name
39969	17911	Shuttle Race Back, for 249929
39988	17912	Stop Cam Interlocking Rod Guide Washer (rawhide)
39994	17882	Feed Hand Ratchet Lever, for 39997
39995	17882	" " " " Pawl Body, for 39996
39996	17882	Feed Hand Ratchet Lever Pawl complete, Nos. 207E, 39523, 39995 and two 1049E, for 39997
39997	17882	Feed Hand Ratchet Lever complete, Nos. 90D, 13218, 39994 and 39996
40006	17882	Clamp Carrier Block with 40007 and four 404D
40007	17882	Clamp Carrier Block Plate, for 40006
40010	17882	" " Regulator with 240D, 1960 and 39583
40020	17910	Clamp Plate, for 39587
40024	17890	Pulley (tight), for 39927
40025	17890	" " Pin, for 39927
41336	17897	Bobbin Winder Tension Bracket complete, Nos. 5989, 10145 and 27920, for 27921
41828	17897	Bobbin Winder Spindle Collar Pin, for 27538
50088C	17883	Feed Wheel Driving Lever Pitman Ball Joint Screw, for 249561
50356D	17897	Bobbin Winder Frame Hinge Screw, for 27923
50581R	17903	Treadle Extension Screw, for 14376
50615D	17887	Knife Bar Stop Retainer Plate Screw
58384	17912	Starting Lever Screw Center 564C with 1508R
60913	17900	Spool Weight with 60914
60914	17900	" " Center Pin, for 60913
*66108	-----	Starting Lever Belt Shifter Fork, for 21643
*66109	-----	Starting Lever Belt Shifter Shank, for 21643
120346	17940	Oiler (copper plated) with 120347
120347	17940	" Spout, 8-1/2 in. long, for 120346
126910	17903	Belt Idler Pulley Bracket Shaft, for 228328
140219C	17903	Knee Starting Rock Shaft Stop Dog Set Screw, for 2770
150203	17900	Thread Unwinder Spool Rest Cushion (felt), for 225258
150668	17903	Knee Starting Rock Shaft Knee Plate Pad (rubber), for 228339
200165H	17904	Knife Grinder Knife Holder Indicator Screw, for 39898
200383C	17900	Thread Unwinder Spool Rest Rod Set Screw for 259658
200386C	17904	Knife Grinder Knife Holder Slide Bracket Set Screw, for 39892

NUMERICAL LIST OF PARTS

No.	Plate	Name
200403C	17904	Knife Grinder Emery Wheel Driving Shaft Pulley Set Screw, for 206963
200574E	17938	Splash Guard Hinge Screw, for 39913
200577XC	17904	Knife Grinder Knife Holder Slide Bracket Adjusting Screw Slide Plate Screw, for 39898
200584D	17890	Pulley (loose) Grease Retaining Screw, for 249538
201018C	17900	Thread Unwinder Spool Rest Set Screw, for 225257
201052C	17904	Knife Grinder Knife Holder Slide Bracket Shaft Collar Set Screw, for 206232
201298C	17904	Knife Grinder Knife Holder Slide Bracket Adjusting Screw, for 39898
201510D	17904	Knife Grinder Emery Wheel Driving Shaft Nut, for 39898
201655J	17938	Splash Guard Locking Screw Wing Nut, for 39911
201696H	17900	Thread Unwinder Thread Guide Lock Nut, for 225258
201724A	17883	Feed Wheel Driving Lever Regulating Stud Thumb Nut, for 249560
201897	17883	Feed Wheel Clutch Roller, for 249562
202277	17891	Feed Connecting Rod (upper) Oil Packing (wick), for 23408
202330	17890	Stop Cam Oil Packing (wick), for 39628
203094	17904	Knife Grinder Knife Holder Indicator Position Pin, for 39898
203100	17903	Belt Idler Pulley Shaft Oil Packing (wick), for 228326
204101	17904	Knife Grinder Emery Wheel Driving Shaft Nut Washer, for 39898
204264	17904	Knife Grinder Knife Holding Spring Bracket Position Pin, for 39898
204264	17904	Knife Grinder Knife Holding Spring Position Pin, for 39898
206232	17904	Knife Grinder Knife Holder Slide Bracket Shaft Collar with 201052C, for 39898
206963	17904	Knife Grinder Emery Wheel Driving Shaft Pulley with two 200403C, for 39898
206969	17904	Knife Grinder Emery Wheel Washer (paper), for 39898
213949	17889	Barring Lever Catch Spring Screw Washer
225257	17900	Thread Unwinder Spool Rest (for two spools) with 201018C, for 225258
225258	17900	Thread Unwinder (for two spools) complete, Nos. 201696H, 225257, 225324, 225326, 225388, 259658, two each 150203, 225391 and three wood screws 7/8 in., No. 12

NUMERICAL LIST OF PARTS

No.	Plate	Name
225322	17900	Thread Unwinder Thread Guide Rod Washer, for 225324
225324	17900	Thread Unwinder Thread Guide Rod with 208AL and 225322, for 225258
225326	17900	Thread Unwinder Thread Guide Position Cup, for 225258
225377	17900	Spool Wire, for small spools
225388	17900	Thread Unwinder Spool Rest Rod, for 225258
225390	17900	" Cone Holder
225391	17900	" Unwinder Thread Guide, for 225258
228320	17903	Bed Frame Cushion (felt), for 228354 and 228355
228321	17903	Belt Idler Belt Guide with 361C, for 228328
228323	17903	Belt Idler Pulley Bracket with three 355C, for 228328
228324	17903	Belt Idler Pulley Bracket Shaft Hanger with two 355C and three wood screws 1 in., No. 12, for 228328
228326	17903	Belt Idler Pulley Shaft with 858AL and 203100, for 228328
228327	17903	Belt Idler Pulley Washer (rawhide), for 228328
		Nos. 228328 to 228331, for 228355
228328	17903	Belt Idler complete, Nos. 126910, 228324, two each 228321, 228323, 228326, 228423, four 228327 and Form All 127, also for 228354
228329	17903	Clamp Lifting Chain, 34 in. long, with 39575 and 39576 (for left hand machine)
228330	17903	Clamp Lifting Chain, 46 in. long, with 39575 and 39576 (for right hand machine), also for 228354
228331	17903	Front Plank Extension with two wood screws 2-1/2 in., No. 12
228332	17903	Knee Starting Rock Shaft Connecting Rod, for 228339
228333	17903	Knee Starting Rock Shaft Connection Cushion Spring, for 228335
228333	18235	Starting Chain Cushion Spring, for 228349
228334	17903	Knee Starting Rock Shaft Connection Spring, for 228335
228335	17903	Knee Starting Rock Shaft Connection complete, Nos. 39575, 39576, 228333 and 228334, for 228339
228337	17903	Knee Starting Rock Shaft Position Spring, for 228339
228338	17903	Knee Starting Rock Shaft Position Spring Adjusting Collar with 454C, for 228339
228339	17903	Knee Starting Rock Shaft complete, Nos. 1507R, 2770, 6336, 6337, 39810, 150668, 228332, 228335, 228337, 228338 and two 21327, for 228355

NUMERICAL LIST OF PARTS

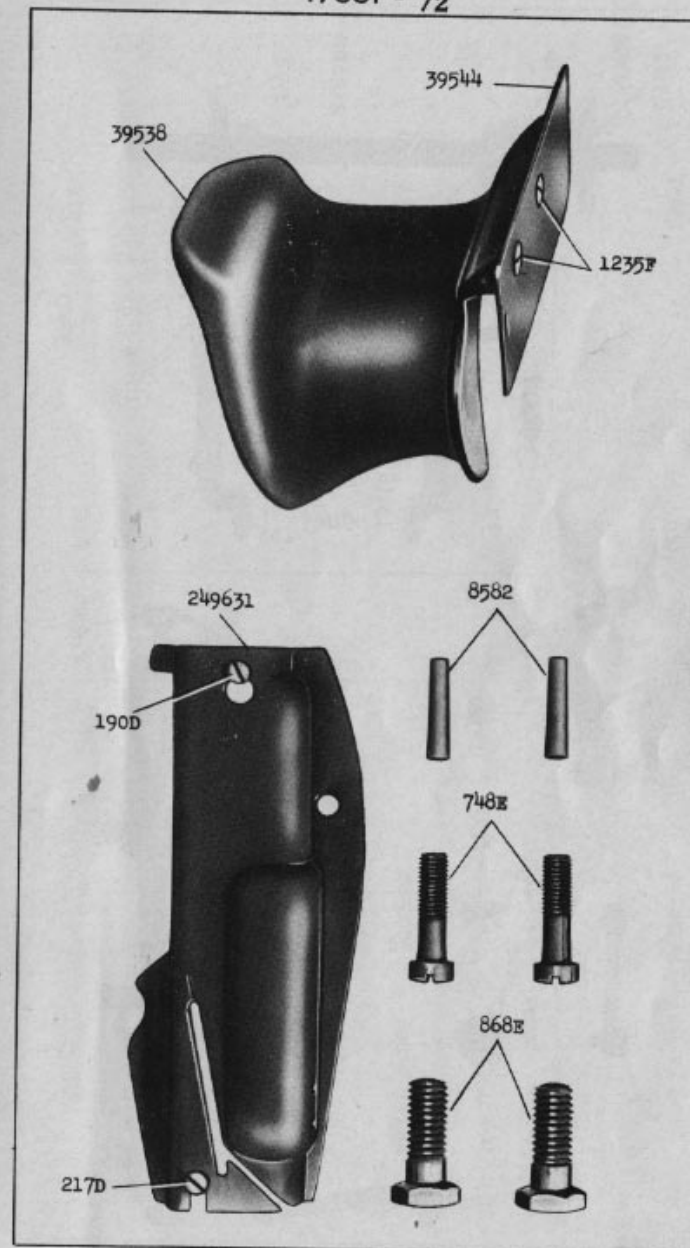
No.	Plate	Name
228347	18235	Starting Chain (lower) 10-1/2 in. long for 228349
228348	18235	Starting Chain (upper) 22 in. long, for 228349
228349	18235	Starting Chain complete, Nos. 228333, 228347, 228348, two each 39575 and 39576, for 228354
228354	18235	Driving Equipment less shaft pulley complete, Nos. 228328, 228330, 228349, 234344, 250408, two each 14376, 23551, four each 228320 and 236850
228355	17903	Driving Equipment less shaft pulley complete, Nos. 228329 to 228331, 250408, two each 14376, 23551, 228328, 228339, 236850, eight 228320 and two blue prints
228423	17903	Belt Idler Pulley, for 228328
232344	17913	Tension (side of Arm) Releaser Shaft Arm Pin
232600	17882	Feed Hand Ratchet Lever Collar with two 453AL
232982	17903	Machine Rest Cushion (leather), for 250408
234344	18235	Front Plank Extension (front) with two wood screws 2-1/4 in., No. 12 and three wood screws 1-3/4 in., No. 12, for 228354
236849	17903	Clamp Lifting Chain Guide Pulley Bracket for 236850
236850	17903	Clamp Lifting Chain Guide Pulley Bracket complete, Nos. 1064D, 39571, 236849 and two wood screws 1-1/4 in., No. 12, R.H.B., for 228354 and 228355
*249538	-----	Pulley (loose) with 200584D, for 249540
249539	17890	" " Bushing, for 249540
249540	17890	Pulley (loose, ball bearing) complete, Nos. 249538, 249539 and 249891
249541	17890	Pulley (tight) Counterbalance, for 249543
249542	17890	Pulley (tight) Counterbalance Rivet, for 249543
249543	17890	Stop Cam Spring Cover with 249541, two each 9780 and 249542
249544	17887	Knife Bar Stop
249545	17887	" " " Retainer Plate
249546	17911	Shuttle Bobbin Case Position Plate, for 249929
		Nos. 249549 to 249551, for 249562
249549	17883	Feed Wheel Clutch Roller Carrier
249550	17883	" " " " " Oiling Felt
249551	17883	Feed Wheel Driving Lever
249555	17883	" " Clutch Disc, for 249562

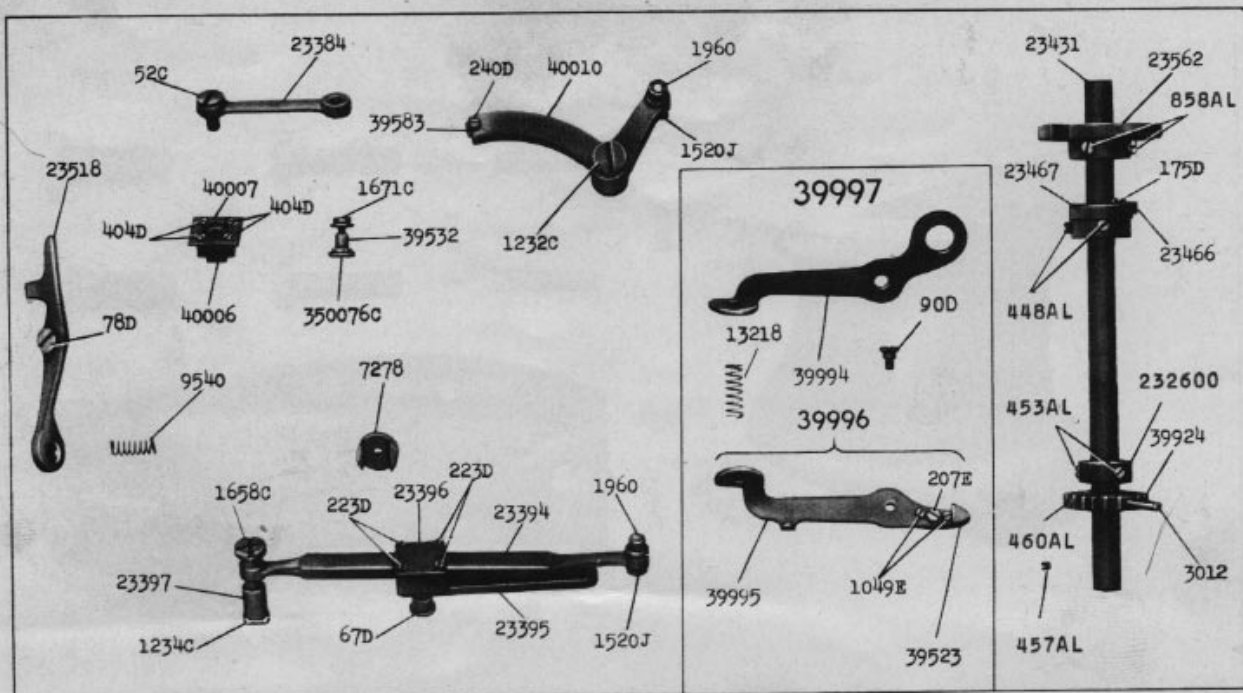
NUMERICAL LIST OF PARTS

No.	Plate	Name
		Nos. 249556 to 249559, for 249560
249556	17883	Feed Wheel Clutch Disc Locking Plate with 350415C
249557	17883	Feed Wheel Driving Lever Plate
249558	17883	" " " " Washer (felt)
249559	17883	" " Retaining Clutch
249560	-----	Feed Wheel Clutch (positive) complete, for machines equipped with spring clutch, Nos. 52C, 201724A, 249556 to 249559, 249561, 249562, 249820 and Form 2461W
249561	17883	Feed Wheel Driving Lever Pitman with 23429, 50088C and two 198E, for 249560
249562	17883	Feed Wheel Clutch Disc 249555 with 249549 to 249551, three each 185H, 201897, 255096 and 255097, for 249560
249631	17881	Face Plate
249656	17887	Knife Bar Disengaging Lever with 1242E
249692	17913	Thread (upper) Guide
249734	17902	Guide, for shirt bands
249737	17887	Knife Bar Spring
249820	17940	Wrench, for 249560 and 350415C
249891	17890	Pulley (loose) Ball Bearing, for 249540
249924	17911	Shuttle Race, for 249929
		Nos. 249926 to 249928, for 249929
249926	17911	Shuttle Race Plate
249927	17911	" " Position Pin
249928	17911	" " Oil Packing (felt)
249929	17911	Shuttle Race complete, Nos. 907E, 2533, 7326, 39969, 249546, 249924, 249926, two each 399D, 662D, 2532, 249927, 249928 and three 203E
250408	17903	Machine Rest (high) with 232982 and two wood screws 1 in., No. 12, for 228354 and 228355
255096	17883	Feed Wheel Clutch Roller Spring, for 249562
255097	17883	Feed Wheel Clutch Roller Spring Guide Pin, for 249562
259658	17900	Thread Unwinder Spool Stand with 200383C, for 225258
350068E	17904	Knife Grinder Emery Wheel Driving Shaft Oil Hole Cover Screw, for 39898
350076C	17882	Clamp Carrier Regulator Stud (to regulate length of buttonhole)
350237C	17883	Feed Wheel Tripping Lever Hinge Screw
350281C	17887	Knife Bar Driving Lever Hinge Screw
350415C	17883	Feed Wheel Clutch Disc Locking Plate Screw, for 249556

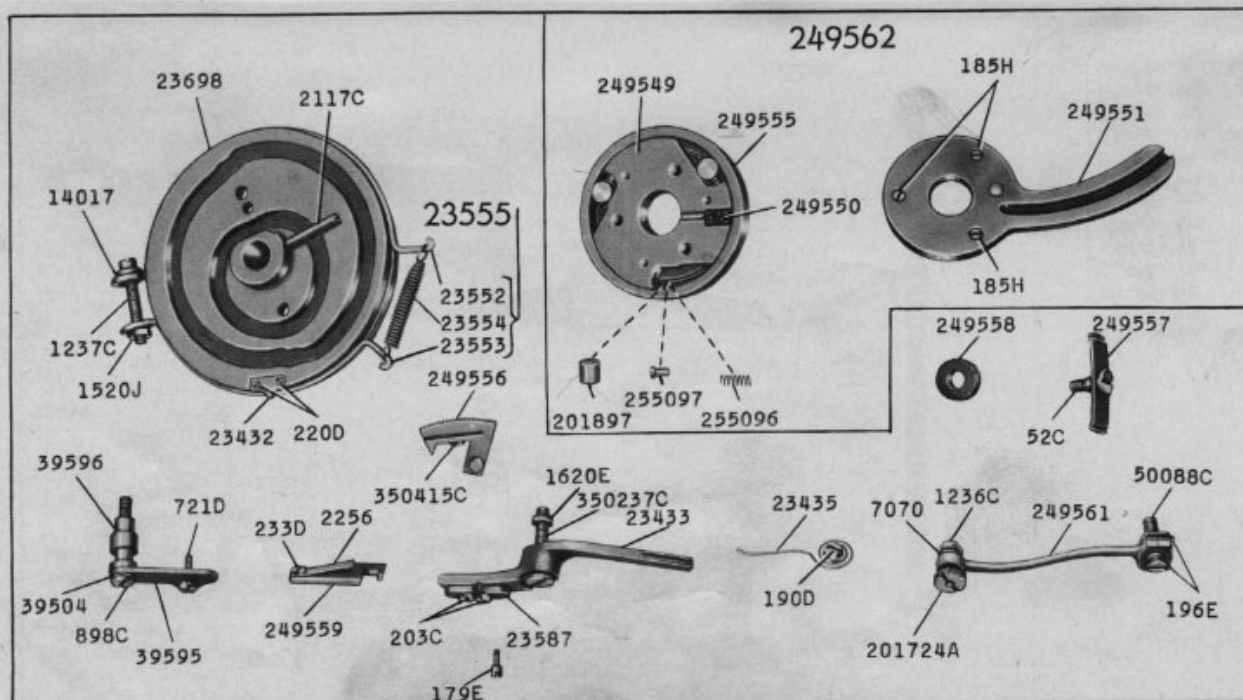
ILLUSTRATIONS
OF
PARTS

17881 - 1/2

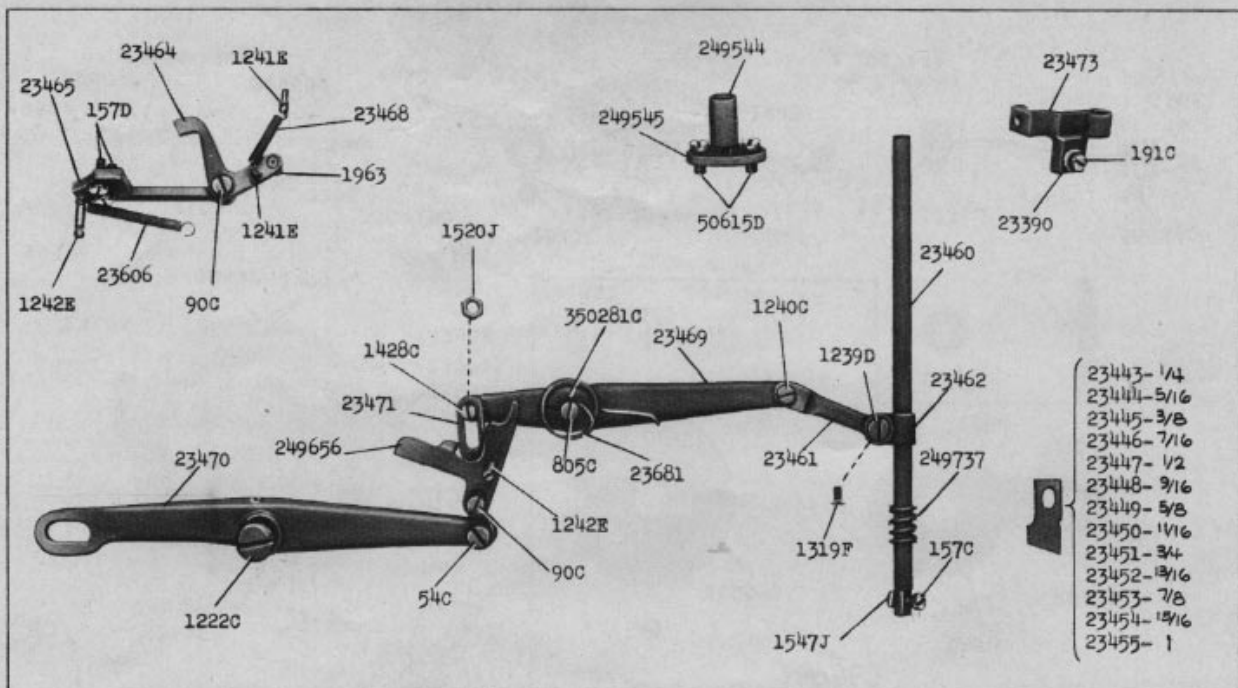




17882 - 1/3

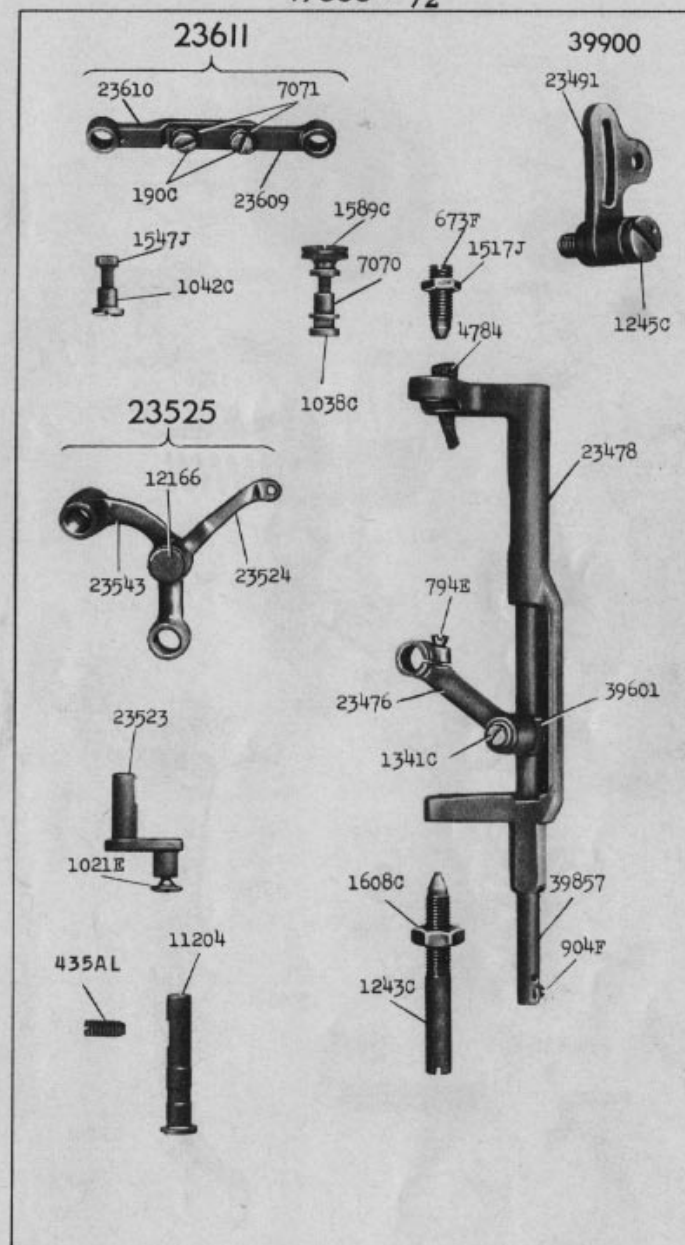


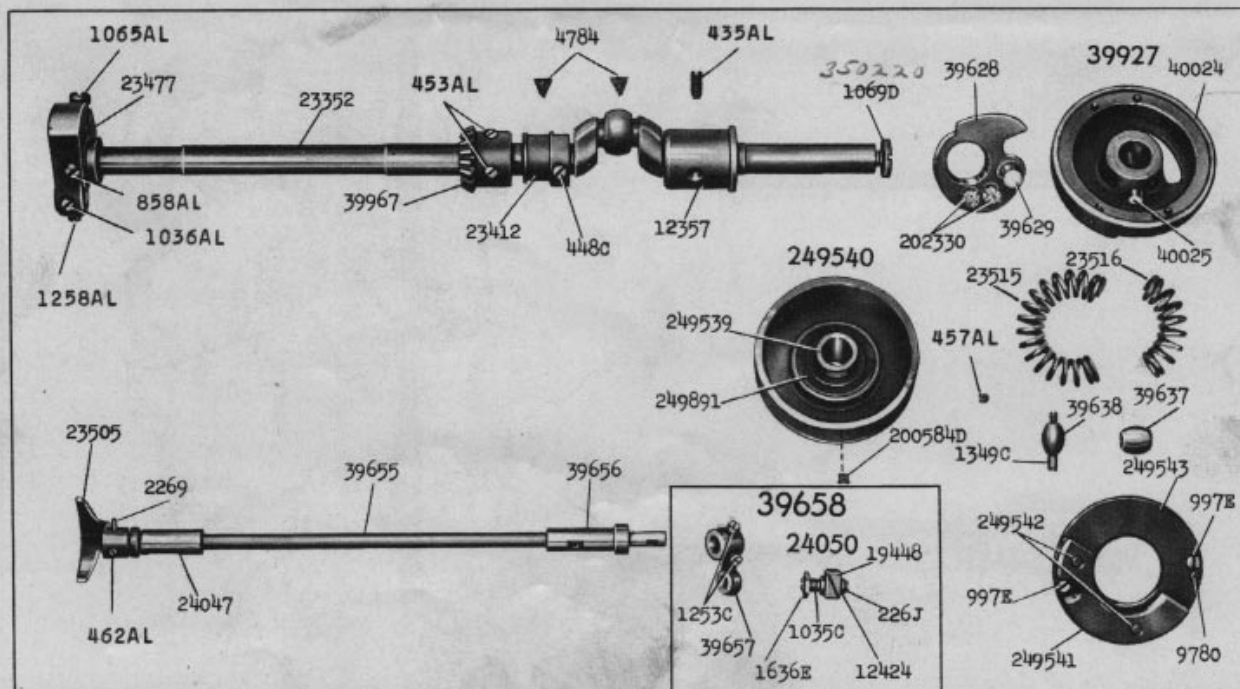
17883 - 1/3



17887 - 1/3

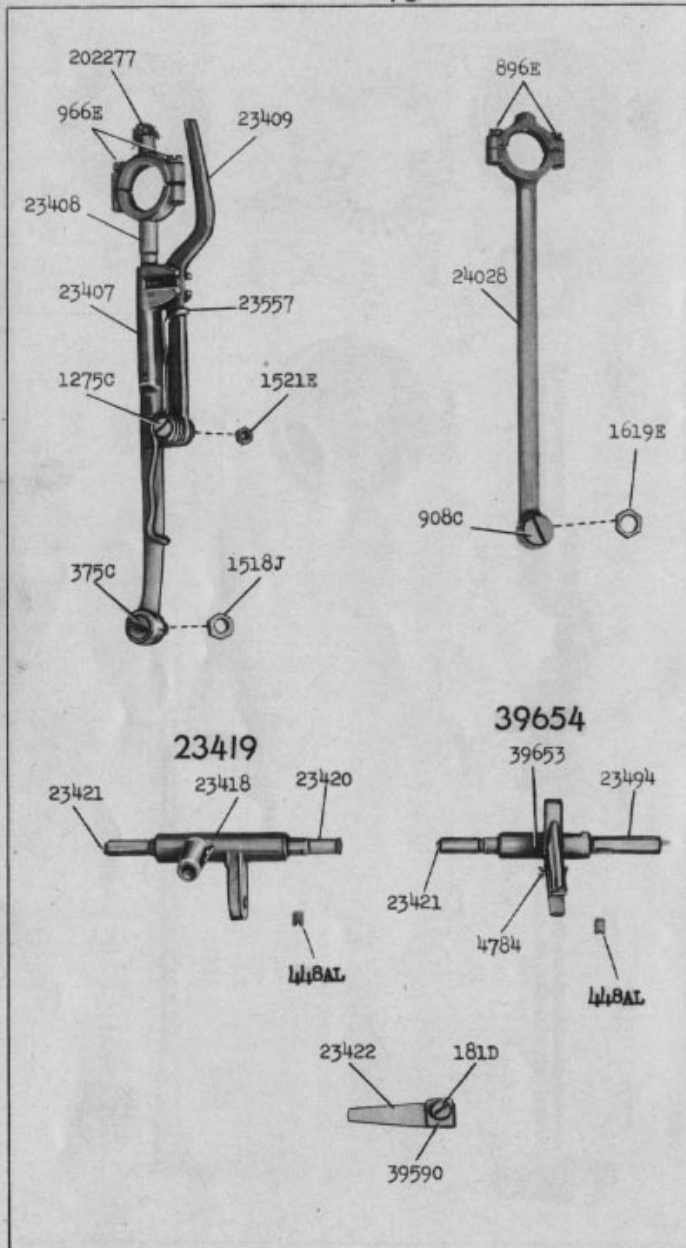
17888 - 1/2



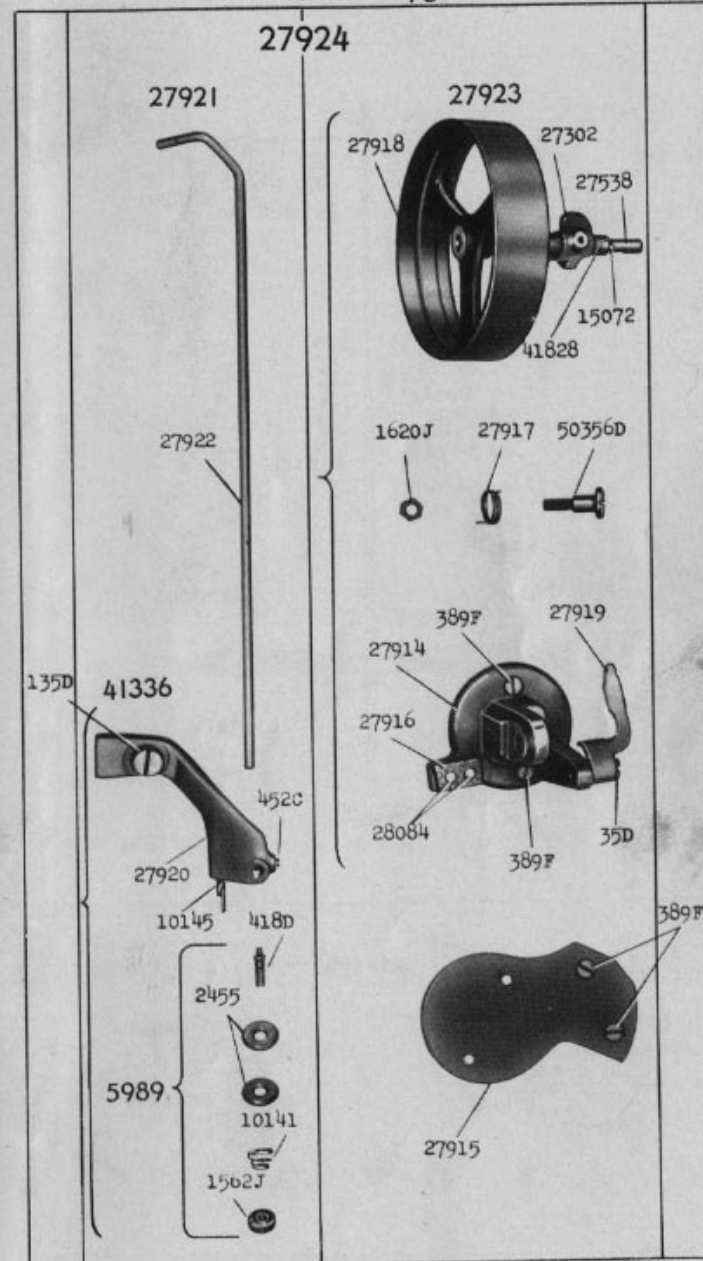


17890 - 1/3

17891 - 1/3

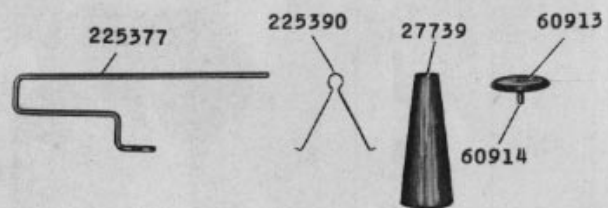
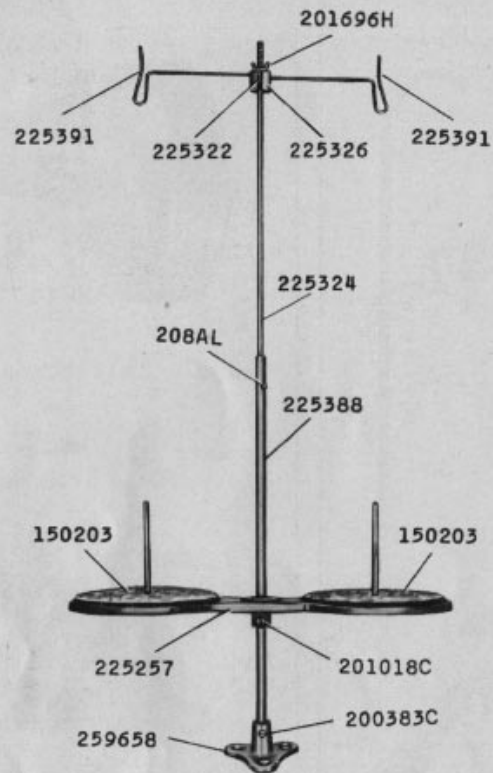


17897 - 1/3

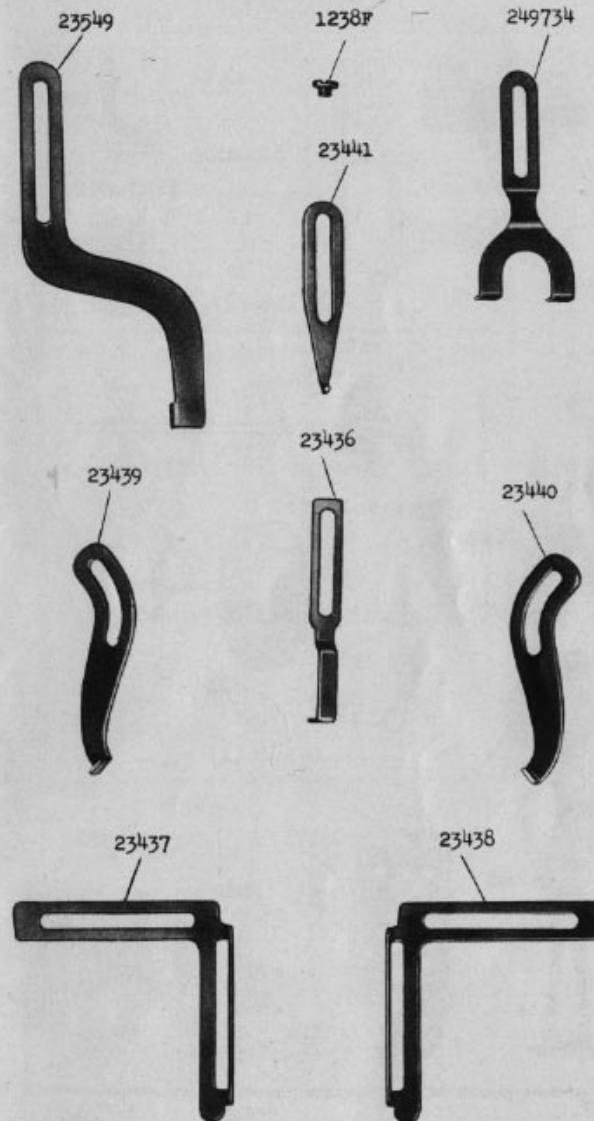


17900 - 1/6


225258

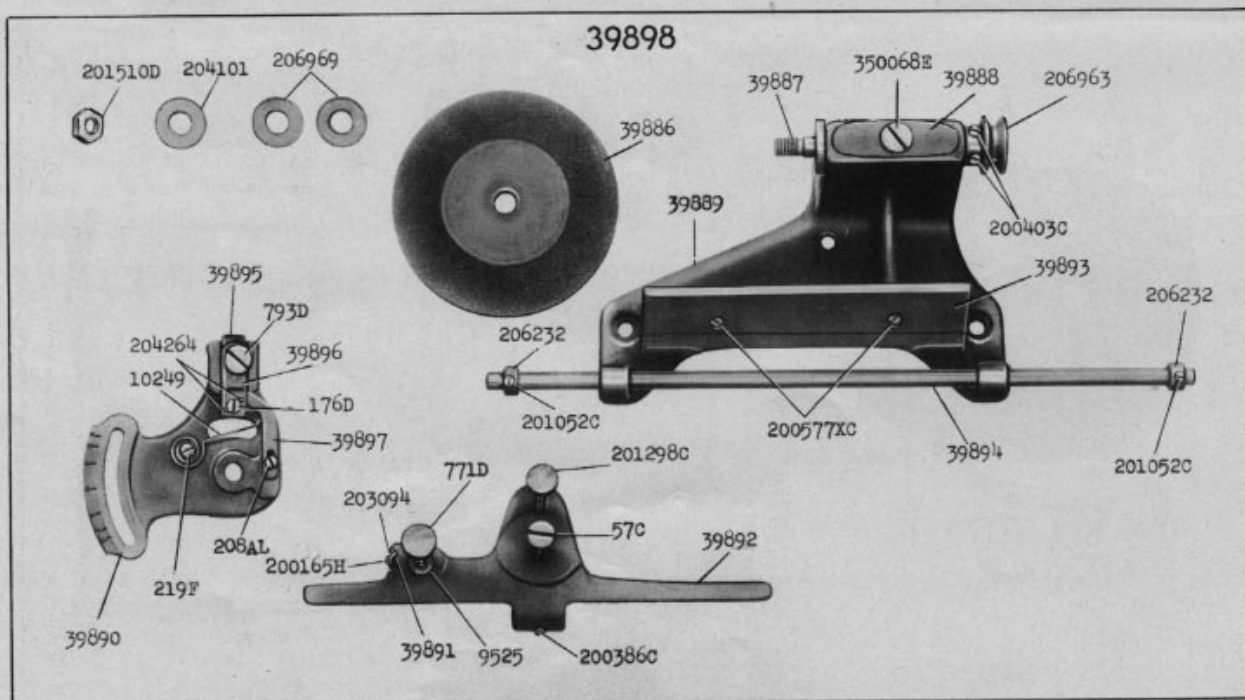


17902 - 1/2



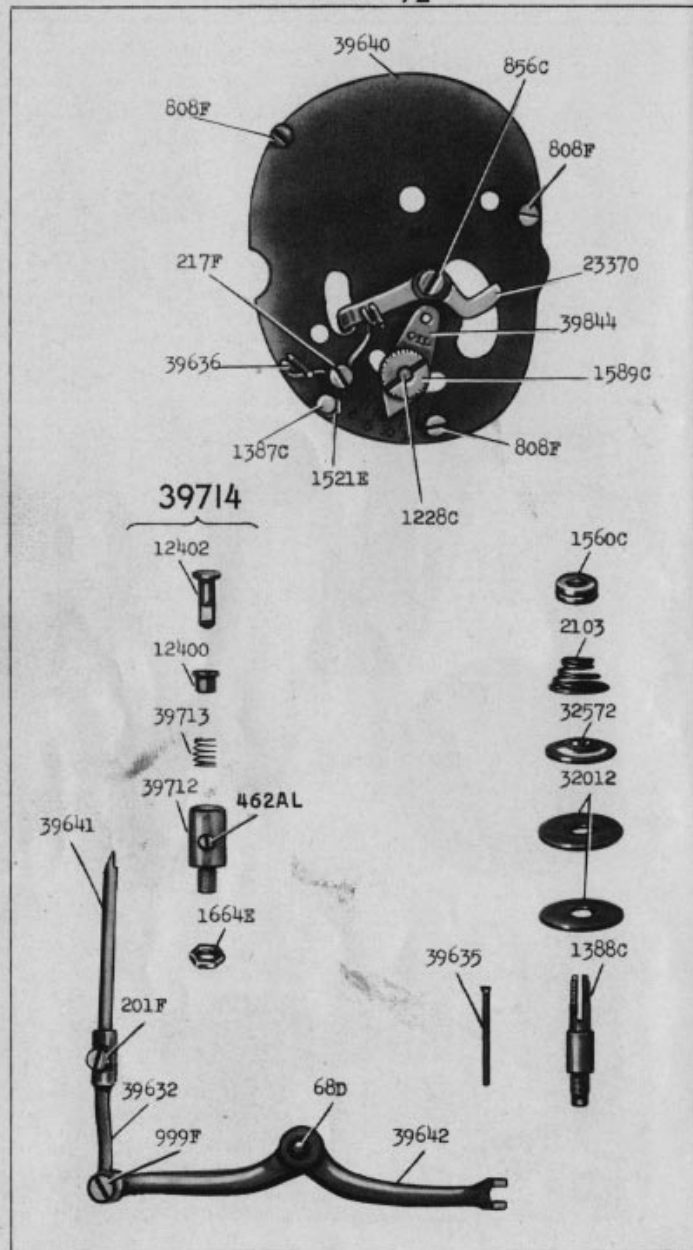
228328 (2)



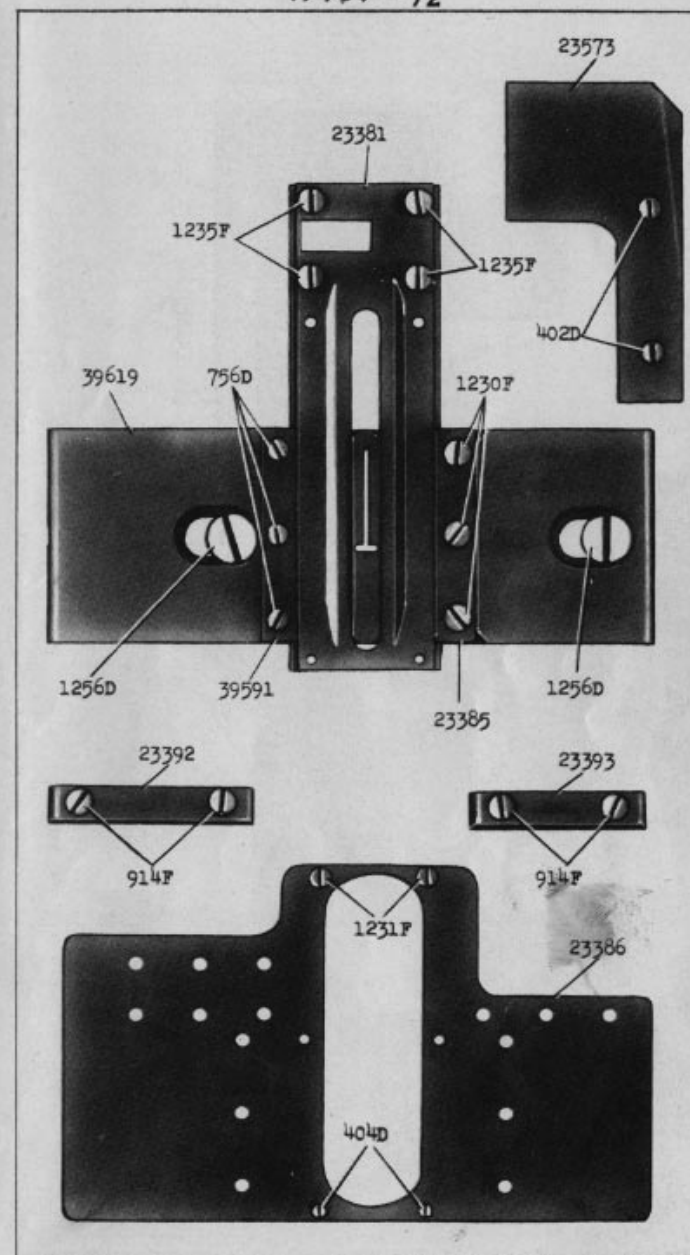


17904 - 1/3

17908 - 1/2

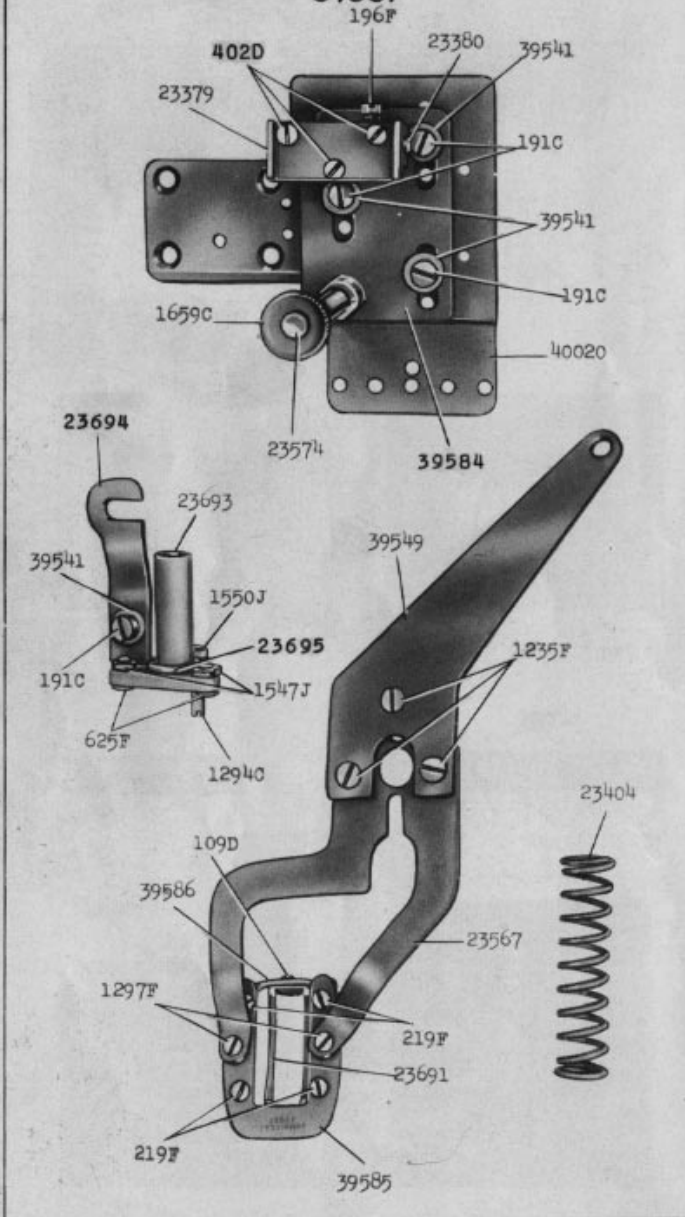


17909 - 1/2




17910 - 1/2

39587

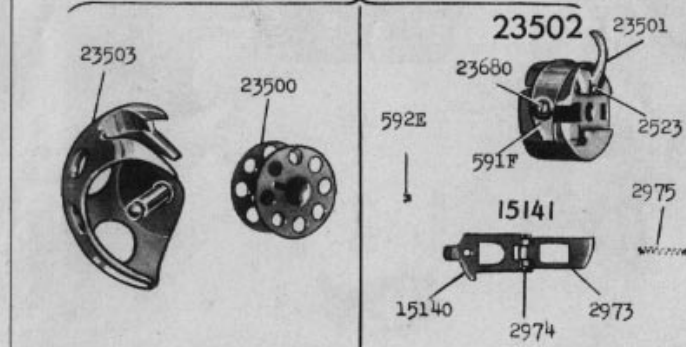


17911 - 2/3

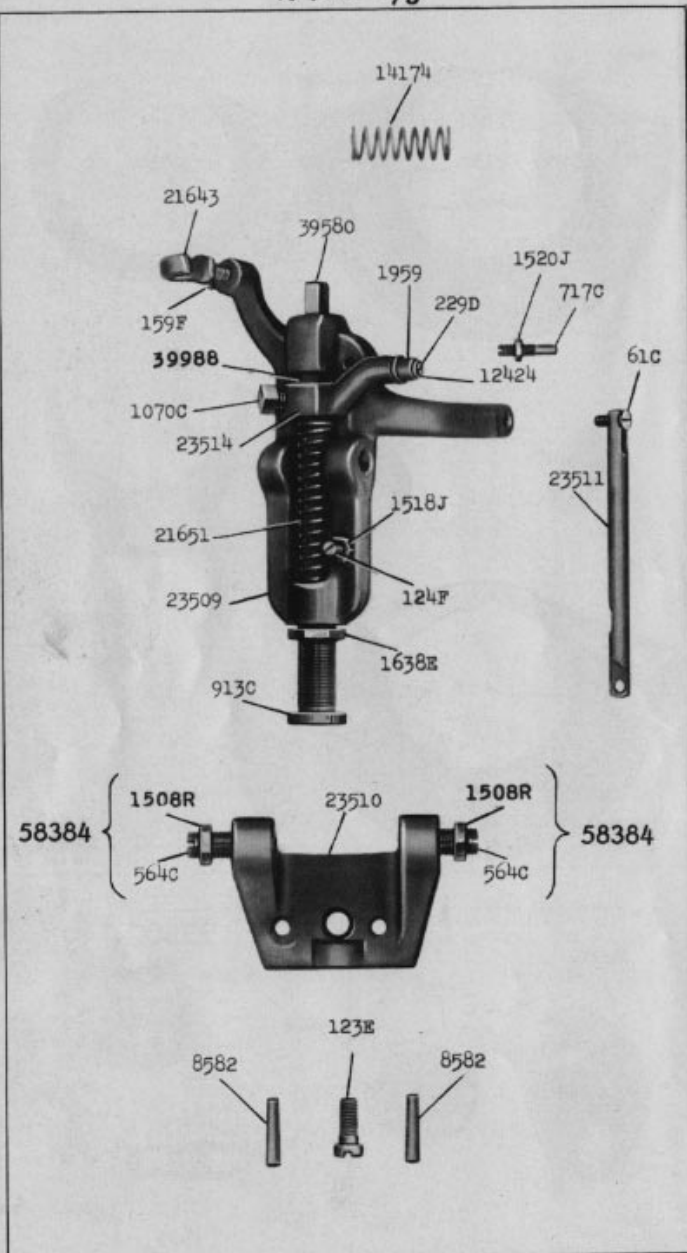
249929



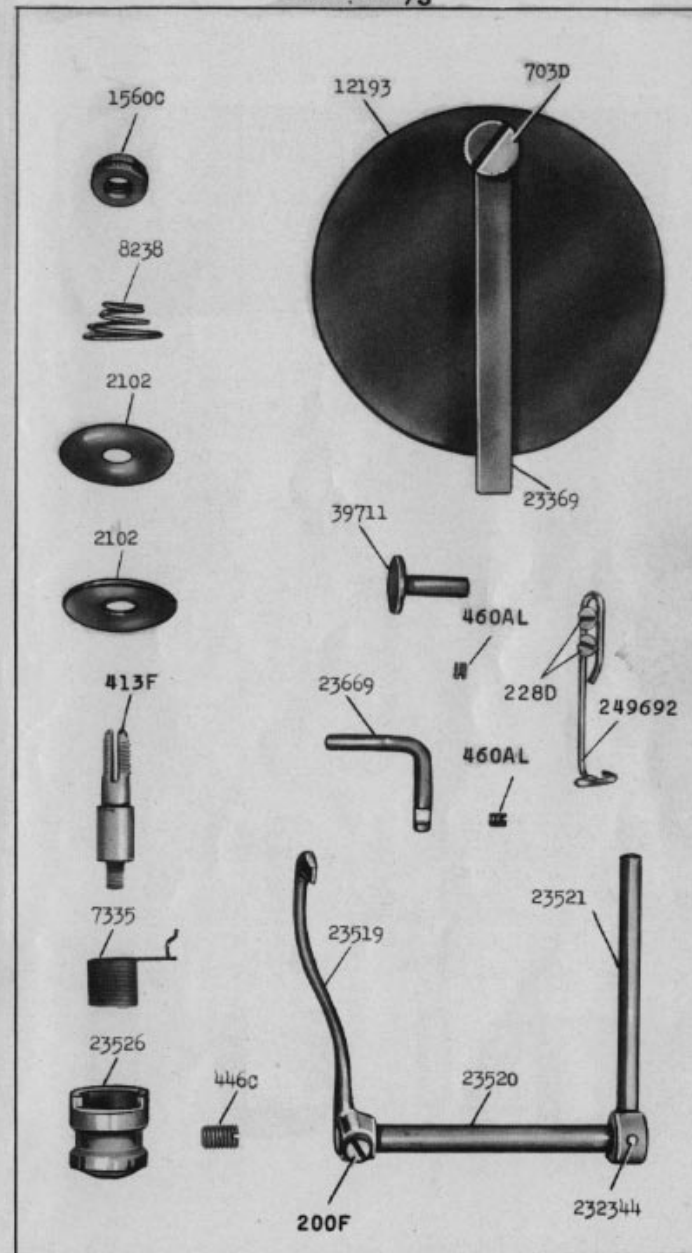
23504



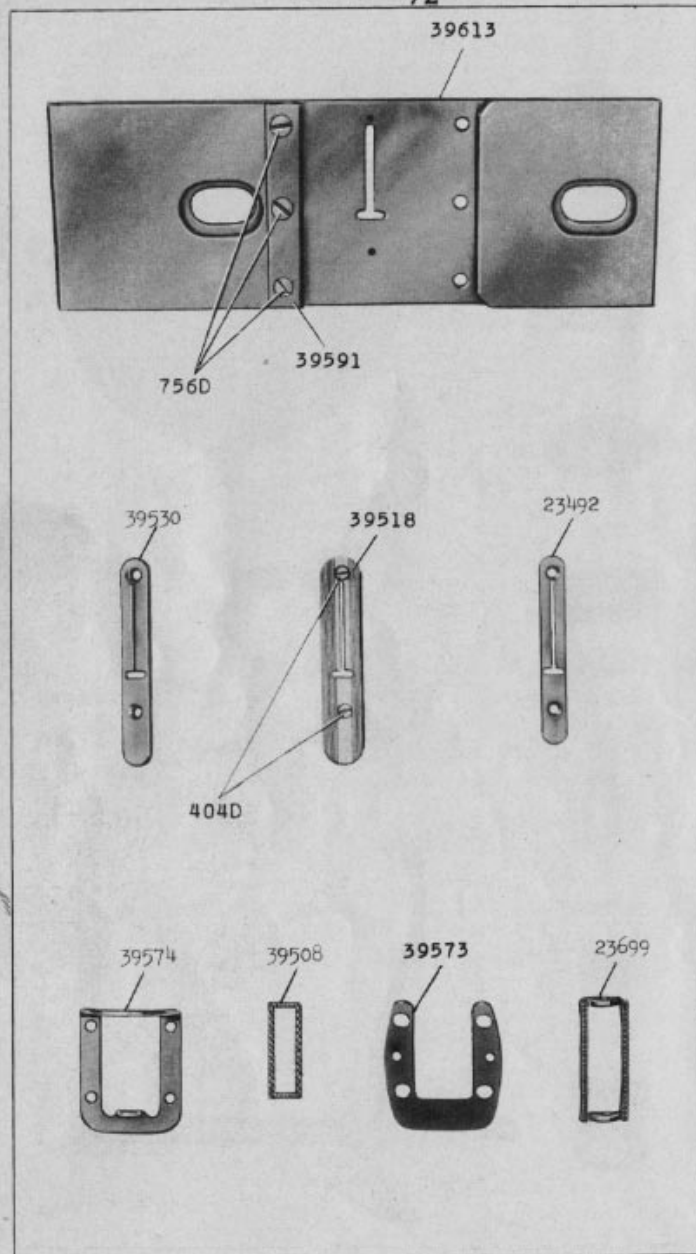
17912 - 1/3



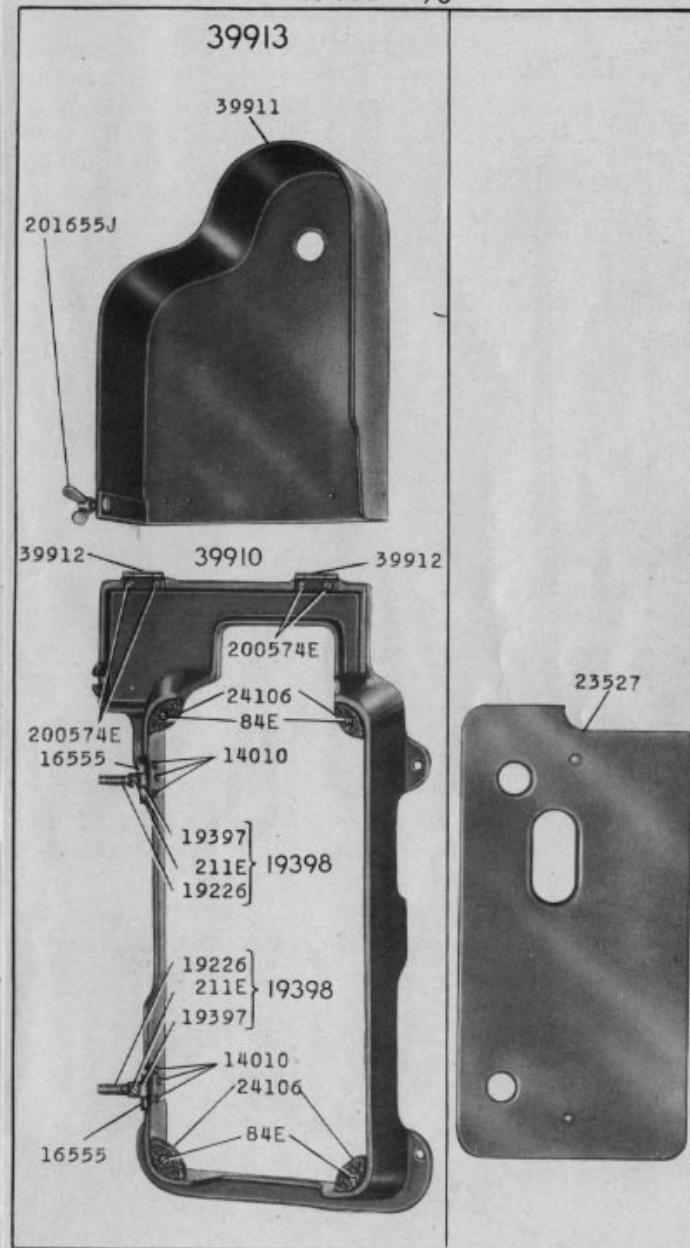
17913 - 2/3




17915 - 1/2



17938 - 1/6



17940 1/2



23679



17941 3/8

18235 - 1/4

228354

