

Singer 7-9

Singer 7-25

Price List of Parts

HISTORICAL COPY
DO NOT REMOVE
Numbers

7-9 and 7-25

Machines.



THE SINGER MANUFACTURING CO.

PARTS COMPLETE FOR 7-9 MACHINE.

DROP FEED, ALTERNATING PRESSER, SINGER DRIVING ATTACHMENT.

No.	Plate.	Name.	Each.	Old No.
* 19502	—	Arm.....	18 50	—
8702	887	" Dowel Pin.....	15	3
872E	900	" Screw.....	10	—
11353	825	" Shaft.....	7 00	4
11354	880	" " Bushing.....	75	5
437C	899	" " " Set Screw.....	04	—
11913	825	" Side Cover.....	25	—
65D	899	" " " Screw.....	15	—
8708	827	" Spool Pin.....	05	72
11438	896	Balance Wheel with two 854C. See Singer Driving Attachment.....	—	—
NOTE.—If Machine is used on Foot Power Stand, use No. 11358, Balance Wheel (two-speed) with two 354C, Old No. 8, \$2.50.				
* 11359	—	Bed.....	18 50	—
11361	894	" Foot Bracket (left).....	10	—
11360	894	" " " (right).....	10	—
507E	898	" " " Bolt with 1515.....	02	—
1515	890	" " " " Nut.....	01	—
670E	862	" Front Bearing Clamping Screw.....	06	—
11363	825	Crank Connecting Rod.....	1 25	206
* 11364	—	" " " Cap.....	—	—
145E	899	" " " " Screw..	04	—
565C	898	" " " " Hinge Screw	15	—
1513	890	" " " " " " "	—	—
		Nut.....	05	—
11365	828	Feed Bar.....	1 50	25
307C	898	" " " Screw Centre.....	06	—
1518	890	" " " " Nut.....	05	—
11367	830	" Cam with two 445C.....	1 00	12
445C	900	" " " Set Screw.....	03	—
11368	830	" Connecting Link.....	35	16
565C	898	" " " " Hinge Screw..	15	—
1513	890	" " " " " " " Nut	05	—
11369	856	" Dog.....	75	282
166D	899	" " " Screw.....	07	—
11370	825	" Forked Connection.....	1 75	207
565C	898	" " " " Hinge Screw	15	—
1513	890	" " " " " " " "	—	—
		Nut.....	05	—
11371	825	Feed Lifting Rock Shaft.....	1 40	31
11372	—	" " " " " 11371 with 11374.....	2 35	29

No.	Plate	Name	Each.	Old No.
11374	830	Feed Lifting Rock Shaft Crank with 453C and 1861.....	95	—
2117	890	Feed Lifting Rock Shaft Crank Pin.....	01	23
1861	862	" " " " " Roller and Stud.....	35	—
453C	899	Feed Lifting Rock Shaft Crank Set Screw.....	02	—
564C	898	Feed Lifting Rock Shaft Scr. Centre.....	12	—
1508	890	" " " " " " " "	—	—
		Nut.....	06	—
11375	830	Feed Regulator.....	60	208
568E	898	" " " Hinge Screw.....	15	—
254D	902	" " " Thumb ".....	40	—
11376	825	" Rock Shaft.....	1 40	21A
11377	—	" " " " 11376 with 11379..	2 00	20
11379	893	" " " " Crank with 453C..	60	22
2117	890	" " " " " Pin.....	01	23
453C	899	" " " " " Set Screw...	02	—
564C	898	Feed Rock Shaft Screw Centre.....	12	—
1508	890	" " " " " " " Nut .	06	—
25881	894	Guide.....	40	34
254D	902	" " " " " " " "	40	—
11475	851	Lifting Presser Bar.....	1 00	217
11476	850	" " " " Bell Crank.....	1 75	226
106D	899	" " " " " " " Hinge Cap Screw.....	07	—
1851	900	Lifting Presser Bar Bell Crank Lift- ing Roller, Screw 610D and Nut 1518.....	35	—
610D	901	Lifting Presser Bar Bell Crank Lift- ing Roller Screw.....	12	—
1518	890	Lifting Presser Bar Bell Crank Lift- ing Roller Screw Nut.....	04	—
2718	897	Lifting Presser Bar Bell Crank Lift- ing Roller Screw Nut Washer....	01	309
11478	850	Lifting Presser Bar Bracket with two 145.....	1 25	225
145	899	Lifting Presser Bar Bracket Clamp Screw.....	04	—
11908	—	Lifting Presser Bar Lifter.....	1 00	—
11909	830	" " " " " 11908 with 8761 and 8763.....	1 25	—
8760	888	Lifting Presser Bar Lifter Friction Washer.....	03	56
16D	899	Lifting Presser Bar Lifter Hinge Scr.	20	—
8761	890	" " " " " Stop Pin..	03	55
11907	842	" " " " " Lifting Link....	75	—
166D	899	" " " " " " " Cap Screw.....	07	—
8763	890	Lifting Presser Bar Lifting Link Hinge Stud.....	25	152

No.	Plate	Name	Each.	Old No.
7958	890	Lifting Presser Bar Lifting Link		
		Hinge Stud Pin	01	153
8765	890	Presser Bar Lifting Link Hinge Stud		
		Washer.....	04	154
11479	852	Lifting Presser Bar Rock Shaft	25	227
11480	850	" " " " " Ad-		
		justing Arm with 190.....	1 00	229
2117	890	Lifting Presser Bar Rock Shaft Ad-		
		justing Arm Pin	01	23
190	899	Lifting Presser Bar Rock Shaft Ad-		
		justing Arm Set Screw	03	—
11481	851	Lifting Presser Bar Rock Shaft		
		Bracket	1 50	230
2002	853	Lifting Presser Bar Rock Shaft		
		Bracket Dowel Pin (lower).....	02	—
4889	853	Lifting Presser Bar Rock Shaft		
		Bracket Dowel Pin (upper).....	02	—
123E	901	Lifting Presser Bar Rock Shaft		
		Bracket Screw.....	06	—
11484	852	Lifting Presser Bar Rock Shaft Crank		
		with 453c and 1850.....	75	228
2117	890	Lifting Presser Bar Rock Shaft Crank		
		Pin	01	23
1850	900	Lifting Presser Bar Rock Shaft Crank		
		Roller and Stud.....	25	—
453c	899	Lifting Presser Bar Rock Shaft Crank		
		Set Screw	02	—
11486	850	Lifting Presser Bar Rock Shaft Ec-		
		centric Strap with two each 141		
		and 1528.....	1 50	232
141	901	Lifting Presser Bar Rock Shaft Ec-		
		centric Strap Adjusting Screw....	04	—
1528	903	Lifting Presser Bar Rock Shaft Ec-		
		centric Shaft Adjusting Screw Nut	03	—
608	900	Lifting Presser Bar Rock Shaft Ec-		
		centric Strap Hinge Screw.....	15	—
1518	890	Lifting Presser Bar Rock Shaft Ec-		
		centric Strap Hinge Screw Nut...	04	—
11487	853	Lifting Presser Bar Rock Shaft Ec-		
		centric Strap Hinge Screw Slide..	10	234
11488	853	Lifting Presser Bar Rock Shaft Ec-		
		centric Strap Hinge Screw Slide		
		Washer.....	10	233
258D	899	Lifting Presser Bar Screw Bushing..	20	—
11489	852	" " " Sleeve (lower)...	1 00	218
11490	852	" " " " (upper)...	75	—
11491	—	" " " " " with		
		11492.....	1 00	219
11492	853	Lifting Presser Bar Sleeve (upper) Cap	25	220
11493	825	" " " Spring (flat)....	60	221
11494	850	" " " Bracket..	50	223

No.	Plate	Name	Each.	Old No.
138E	898	Lifting Presser Bar Spring Bracket		
		Screw	05	—
11495	852	Lifting Presser Bar Spring Bracket		
		Thread Eyelet	05	223
190	899	Lifting Presser Bar Spring Bracket		
		Thread Eyelet Screw.....	03	—
2002	853	Lifting Presser Bar Spring Guide Pin	02	—
11496	852	" " Foot	1 25	235
2049	853	" " " Pin	01	—
211	901	" " " Set Screw	02	—
11380	828	Needle Bar	1 00	85
11381	830	" " Connecting Link.....	80	238
566c	898	" " " Hinge		
		Screw	15	—
1513	890	Needle Bar Connecting Link Hinge		
		Screw Nut.....	05	—
11383	887	Needle Bar Connecting Stud with		
		two 445c.....	1 25	86
445c	900	Needle Bar Connecting Stud Set Scr.	03	—
258D	899	" " Screw Bushing.....	20	—
11847	888	" Clamp with 245 and 11385...	75	—
11385	890	" " Gib	15	40
245	899	" " Set Screw	03	—
11497	—	Oil Cup.....	80	—
11917	—	" " Cover.....	25	—
9084	889	" " " Hinge Pin.....	02	—
2205	887	" " " Latch Spring.....	04	296
207	901	" " " " Screw.....	02	—
135D	899	" " Screw	05	—
11919	888	" " Thread Eyelet.....	05	—
8953	—	" or Wax Stripper (felt).....	08	297
5480	887	" " " Washer (steel)		
		for 11497	01	—
11918	888	Oil or Wax Stripper Washer (steel)		
		for 11917	03	—
207	901	Oil or Wax Stripper Washer Screw..	02	—
11921	825	Oil Cup complete, Nos. 2205, 5480,		
		9084, 11497, 11917, 11918, 11919, two		
		8953 and three 207	1 25	—
11841	827	Oscillating Rock Shaft (steel)	1 75	—
11398	827	" " " Hinge Pin....	75	256
1508	890	" " " " " Nut	06	—
622c	899	" " " " " Scr.		
		Bearing	15	—
1508	890	Oscillating Rock Shaft Hinge Pin		
		Screw Bearing Nut.....	06	—
11165	897	Oscillating Rock Shaft Oil Pad	01	—
11842	—	" " " 11841 with		
		622c, 11165, 11398 and two 1508...	2 75	—
11850	825	Oscillating Shaft.....	1 25	—
11893	887	" " Collar with two 453c	10	854

No.	Plate	Name	Each.	Old No.
453c	899	Oscillating Shaft Collar Set Screw...	02	--
11848	---	" " Crank.....	30	--
11849	880	" " " 11848 with 453c, 1513 and 1885.....	75	--
2117	890	Oscillating Shaft Crank Pin.....	01	23
1885	900	" " Roller and Screw Stud.....	40	--
1513	890	Oscillating Shaft Crank Roller and Screw Stud Nut.....	05	--
190	899	Oscillating Shaft Crank Roller Cap Screw.....	03	--
5908	887	Oscillating Shaft Crank Roller Cap Screw Washer.....	02	--
453c	899	Oscillating Shaft Crank Set Screw...	02	--
609D	902	Pressure Regulating Thumb Screw...	45	--
11851	833	Shuttle (cylinder), 8-in. diam., with 11910.....	6 00	--
11910	833	Shuttle Bobbin (solid and hardened).	25	--
11852	833	" " Cylinder.....	2 50	--
8961	833	" " Hinge Pin.....	02	63
11853	833	" " Latch.....	15	--
12002	833	" " " Pin.....	01	--
11854	833	" " " Spring.....	03	--
590E	901	" " " " Screw..	02	--
11856	830	" " Driver with 453c.....	1 75	--
2117	890	" " " Pin.....	01	23
453c	899	" " " Set Screw.....	02	--
11855	833	" " Frame.....	2 75	--
11832	830	" " Race Back....	1 00	--
11833	889	" " " Dowel Pin.....	01	--
11834	830	" " " Spring.....	25	--
32D	901	" " " " Screw.....	15	--
11835	---	" " " Body.....	2 75	--
11837	825	" " " Frame with 11838.....	2 00	--
11838	889	" " " Frame Position Pin...	03	--
11836	825	" " " complete, Nos. 32D, 11832, 11834, 11835 and two 11833.	4 00	--
135D	899	Shuttle Race Screw.....	05	--
11500	851	" " " Slide (back).....	50	--
180	901	" " " " Screw.....	03	--
11418	828	" " " " (front).....	35	318
773c	901	" " Tension Regulating Screw ..	05	--
8964	833	" " " Spring.....	40	360
11502	851	Tension Bracket and Vibrating Presser Bar Cap with 11434.....	1 50	241
145	899	Tension Bracket and Vibrating Presser Bar Cap Screw (right)....	04	--
159	899	Tension Bracket and Vibrating Presser Bar Cap Screw (left).....	03	--
1560	903	Tension Regulating Thumb Nut	04	--

No.	Plate	Name	Each.	Old No.
8905	887	Tension Regulating Thumb Nut Washer.....	01	361
607D	902	Tension Screw Stud.....	30	--
122D	901	" " " Clamp Screw...	05	--
8791	888	" " Spring.....	10	--
11423	888	" " Friction Washer (steel)	03	75
8879	887	" " " (felt) Old No. 171, No. 5 Machine.....	01	--
11044	897	Tension Wheel.....	75	--
11501	---	" (wheel) complete, Nos. 122D, 607D, 1560, 8791, 8905, 9525, 11044, 11423, 11502, 11506, 11936, 11937 and two each 190 and 8879.....	3 25	--
11424	888	Thread Eyelet for 11503.....	03	--
11950	888	" " " 11503.....	05	--
2102	888	" " Retainer Disc.....	05	84
1560	903	" " Regulating Thumb Nut.....	04	--
8905	887	Thread Retainer Regulating Thumb Nut Washer.....	01	361
606D	902	Thread Retainer Screw Stud.....	15	--
2103	888	" " " Spring.....	03	85
11503	---	" " " complete, Nos. 606D, 1560, 2103, 8905 and two 2102.....	35	--
11505	851	Thread Take-up Cam with 434c....	5 00	242
8873	887	" " " " Pin.....	05	81
434c	899	" " " " Set Screw....	04	--
11844	---	" " " Lever.....	1 20	--
11845	837	" " " " 11844 with 1518 and 1845.....	1 50	321
567D	898	Thread Take-up Lever Hinge Screw.	15	--
1845	899	" " " Roller and Screw Stud.....	30	--
1518	890	Thread Take-up Lever Roller and Screw Stud Nut.....	04	--
11506	853	Thread Take-up Spring.....	08	243
11936	852	" " " " Regulator Plate.....	15	--
190	899	Thread Take-up Spring Regulator Plate Screw.....	03	--
11937	853	Thread Take-up Spring Staple.....	10	--
122D	901	" " " " " Screw.	05	--
9525	889	" " " " " " "	01	--
11432	---	Washer.....	75	--
11434	888	Throat Plate Body.....	20	331
11435	888	" " " Needle Plate (round needle hole).....	25	332
219	901	Throat Plate Needle Plate Screw....	02	--
11433	874	" " " 11432 with 219 and 11434 or 11435.....	1 00	329

No.	Plate	Name	Each.	Old No.
881D	899	Throat Plate Screw	06	—
11508	850	Vibrating Presser Bar	1 00	247
11509	853	" " " Cushion (raw- hide)	01	252
233D	901	Vibrating Presser Bar Cushion Screw	02	—
11510	850	" " " Hinge Bracket	2 00	248
145	899	" " " " " "	—	—
		Adjusting Screw	04	—
164D	899	Vibrating Presser Bar Hinge Cap Scr.	04	—
8800	890	" " " " " "	—	—
		Washer	06	90
11512	851	Vibrating Presser Bar Spring	10	251
11939	852	" " " " Adjust- ing Staple	05	—
190	899	Vibrating Presser Bar Spring Adjust- ing Staple Screw	08	—
228	899	Vibrating Presser Bar Spring Screw	02	—
11513	852	" " " Foot	75	253
191	899	" " " Screw	03	—

ACCESSORIES.

No.	Plate.	Name.	Each.	Old No.
25957	895	Oiler with 4½-in. spout	12	5701&A
25958	—	" Spout, 4½-in.	04	571 "
26026	895	Screw Driver	10	893 "
11831	895	" " 5-in. blade	20	—
8908	894	Wrench for No. 354	10	351
8909	894	" " " 1513 and 1518	15	352
8910	894	" " " 611 " 1508	25	—

SINGER DRIVING ATTACHMENT.

No.	Plate.	Name.	Each.	Old No.
11438	896	Balance Wheel with two 354c.	3 75	190
8873	887	" " Pin	05	81
354c	890	" " Set Screw	06	—
8984	827	Brake Block (wood)	05	198
9D	898	" " Screw	20	—
11439	—	Friction Pulley	2 00	191
11440	896	" " 11439 with 11441	2 25	—
11441	849	" " Centre Plug	25	193
11442	896	" " Washer	10	192
401E	899	" " Screw	02	—
11443	896	Lever	1 25	194
11444	896	" Bracket	85	196
497E	900	" " Bolt, 1½x½-in., with 1522	05	—
1522	903	" " Nut	02	—
135D	899	" " Screw	05	—

No.	Plate	Name	Each.	Old No.
8991	828	Lever Bracket Washer	06	197
8992	828	" Spring	40	195
11864	—	Shaft Driving Pulley (sectional), 10-in. diam., 1¼-in. face, with two 597c, Old No. 294, P. T. F.	75	202
597c	900	Shaft Driving Pulley Clamping Scr.	08	—
2875	896	Treadle	30	—
2876	—	" Connecting Rod (lower)	05	—
2877	—	" " " (upper)	05	—
9079	895	" " " Clamp with 354c, Old No. 75, P. T. F.	12	201
354c	899	Treadle Connecting Rod Clamp Scr., Old No. 294, P. T. F.	06	—
2988	895	Treadle Connection, Nos. 2876, 2877 and 9079	22	—
2878	896	Treadle Stand	15	—
9082	890	" " Cotter Pin	01	72P.T.F
12186	—	" 2875 with 2878 and 9082	45	—
15018	—	" complete, Nos. 2988 & 12186	65	—
11436	—	Singer Driving Attachment complete, Nos. 9D, 135D, 8873, 8984, 8991, 8992, 11438, 11440, 11442, 11443, 11444, 11864, 15018, two 497E and four 401E	10 00	156P.T.F

OBSOLETE PARTS.

FOR

7-9 MACHINE.

No.	Plate.	Name.	Each.	Old No.
* 11474	—	Arm	18 50	—
19649	—	" Side Plate for 11474	—	—
11492	889	Lifting Presser Bar Rock Shaft Bracket Dowel Pin	05	281
11498	—	Oil Cup complete, use 11921	1 25	—
11499	—	Presser Bar Lifting Link, use 11907	75	240
11507	875	Thread Take-up Spring Regulator Plate	10	244
11511	853	Vibrating Presser Bar Hinge Bracket Thread Eyelet	05	250

PARTS COMPLETE FOR
7-25 MACHINE.

DROP FEED, ALTERNATING PRESSER, CYLINDER SHUTTLE
4 INCHES IN DIAMETER, FOR TENTS, TARPAULINS,
SAILS AND OTHER HEAVY WORK,—BELT SHIFTER

No.	Plate.	Name.	Each.	Old No.
* 19502	—	Arm.....	18 50	—
8702	887	" Dowel Pin.....	15	3
8722	900	" Screw.....	10	—
11878	838	" Shaft.....	7 00	—
11854	830	" " Bushing.....	75	5
4370	899	" " " Set Screw.....	04	—
11913	825	" Side Cover.....	25	—
650	899	" " " Screw.....	15	—
8708	827	" Spool Pin.....	05	72
11356	896	Balance Wheel with two 354c.....	1 75	6
354c	899	" " " Set Screw.....	06	—

NOTE.—If Machine is used on Foot
Power Stand, use No. 11358, Balance
Wheel (two-speed) with two 354c, Old
No. 8, \$2.50

* 11922	—	Bed.....	18 50	—
11361	894	" Foot Bracket (left).....	10	—
11360	894	" " " (right).....	10	—
5072	898	" " " Bolt with 1515... 02	—	—
1515	890	" " " " Nut.....	01	—
6702	862	" Front Bearing Clamping Screw.....	06	—
11363	825	Crank Connecting Rod.....	1 25	206
* 11364	—	" " " Cap.....	—	—
1452	899	" " " " Screw... 04	—	—
5650	898	" " " " Hinge Scr... 15	—	—
1513	890	" " " " " Nut..... 05	—	—
11365	838	Feed Bar.....	1 50	25
3070	898	" " " " " Screw Centre..... 06	—	—
1513	890	" " " " " Nut..... 05	—	—
11367	830	" Cam with two 445c.....	1 00	12
445c	900	" " " " " Set Screw..... 03	—	—
11368	830	" Connecting Link.....	35	16
5650	898	" " " " " Hinge Screw... 15	—	—
1513	890	" " " " " Nut..... 05	—	—
11925	—	" Dog.....	75	—
1660	899	" " Screw.....	07	—
11370	825	" Forked Connection.....	1 75	207
5650	898	" " " " " Hinge Screw 15	—	—
1513	890	" " " " " Nut..... 05	—	—
11371	825	Feed Lifting Rock Shaft.....	1 40	31
11372	—	" " " " " 11371 with 11374.....	2 35	29

No.	Plate	Name	Each.	Old No.
11374	830	Feed Lifting Rock Shaft Crank with 453c and 1861.....	95	—
2117	890	Feed Lifting Rock Shaft Crank Pin..	01	23
1861	862	" " " " " Roller and Stud.....	85	—
453c	899	Feed Lifting Rock Shaft Crank Set Screw.....	02	—
5640	898	Feed Lifting Rock Shaft Scr. Centre	12	—
1508	890	" " " " " " Nut.....	06	—
11375	830	Feed Regulator.....	60	208
5682	898	" " " " " Hinge Screw.....	15	—
2540	902	" " " " " Thumb Screw....	40	—
11376	825	" Rock Shaft.....	1 40	21A
11377	—	" " " " 11376 with 11379... 2 00	20	—
11379	893	" " " " " Crank with 453c... 60	22	—
2117	890	" " " " " Pin.....	01	23
453c	899	" " " " " Set Screw... 02	—	—
5640	898	" " " " " Screw Centre..... 12	—	—
1508	890	" " " " " " Nut... 06	—	—
26176	847	Guide.....	40	—
8850	902	" Thumb Screw.....	45	—
11926	842	Lifting Presser Bar.....	1 00	—
11476	850	" " " " " Bell Crank..... 1 75	226	—
1660	899	" " " " " " Hinge Cap Screw.....	07	—
1851	900	Lifting Presser Bar Bell Crank Lifting Roller Screw 610b and Nut 1518	35	—
610b	901	Lifting Presser Bar Bell Crank Lifting Roller Screw.....	12	—
1518	890	Lifting Presser Bar Bell Crank Lifting Roller Screw Nut.....	04	—
2718	897	Lifting Presser Bar Bell Crank Lifting Roller Screw Nut Washer....	01	309
11478	850	Lifting Presser Bar Bracket with two 145.....	1 25	225
145	899	Lifting Presser Bar Bracket Clamp Screw.....	04	—
11908	—	Lifting Presser Bar Lifter.....	1 00	—
11909	830	" " " " " 11908 with 8761 and 8763.....	1 25	—
8760	888	Lifting Presser Bar Lifter Friction Washer.....	03	56
160	899	Lifting Presser Bar Lifter Hinge Scr.	20	—
8761	890	" " " " " Stop Pin... 05	55	—
11907	842	" " " " " Lifting Link....	75	—
1660	899	" " " " " " Cap Screw.....	07	—
8763	890	Lifting Presser Bar Lifting Link Hinge Stud.....	25	152
7958	890	Lifting Presser Bar Lifting Link Hinge Stud Pin.....	01	153

No.	Plate	Name	Each.	Old No.
11931	—	Oscillating Shaft Crank 11930 with 453c, 1513 and 1885.....	75	—
2117	890	Oscillating Shaft Crank Pin.....	01	23
1885	900	" " " Roller and Screw Stud.....	40	—
1513	890	Oscillating Shaft Crank Roller and Screw Stud Nut.....	05	—
190	899	Oscillating Shaft Crank Roller Cap Screw.....	08	—
5968	887	Oscillating Shaft Crank Roller Cap Screw Washer.....	02	—
453c	899	Oscillating Shaft Crank Set Screw...	02	—
609d	902	Pressure Regulating Thumb Screw...	45	—
8774	—	Shuttle (cylinder), 4-in. diam., with 16901.....	15	00
16901	883	Shuttle Bobbin (solid and hardened)	50	—
8776	883	" Cylinder.....	5	50
8777	883	" " Hinge Pin.....	10	—
8778	883	" " Latch Spring.....	25	—
330d	883	" " " Screw..	03	—
11982	882	" Driver with 437c.....	2	00
8873	887	" " Pin.....	05	81
437c	899	" " Set Screw.....	04	—
8779	883	" Frame.....	7	25
11933	882	" Race.....	4	00
11934	882	" " Ring.....	1	00
164d	899	" " " Screw.....	04	—
11500	851	" " Slide (back).....	50	—
180	901	" " " " Screw.....	08	—
11418	828	" " " (front).....	35	318
588	883	" Tension Regulating Screw...	05	—
8780	883	" " Spring.....	75	—
11502	851	Tension Bracket and Vibrating Presser Bar Cap with 11424.....	1	50 241
145	899	Tension Bracket and Vibrating Presser Bar Cap Screw (right).....	04	—
159	899	Tension Bracket and Vibrating Presser Bar Cap Screw (left).....	03	—
1560	903	Tension Regulating Thumb Nut.....	04	—
8905	887	" " " " " Washer.....	01	261
607d	902	Tension Screw Stud.....	30	—
122d	901	" " " Clamp Screw...	05	—
8791	888	" Spring.....	10	—
11423	888	" Friction Washer (steel).....	03	75
8879	887	" " " (felt), Old No. 171, No. 5 Machine..	01	—
11044	897	Tension Wheel.....	75	—
11501	—	" (wheel) complete, Nos. 122d, 607d, 1560, 8791, 8905, 9525, 11044, 11423, 11424, 11502, 11506, 11936, 11937 and two each 190 and 8879..	8	25

No.	Plate	Name	Each.	Old No.
11424	888	Thread Eyelet for 11502.....	03	—
11950	888	" " " 11503.....	05	—
2102	888	" Retainer Disc.....	05	84
1560	903	" " Regulating Thumb Nut.....	04	—
8905	887	Thread Retainer Regulating Thumb Nut Washer.....	01	361
606d	902	Thread Retainer Screw Stud.....	15	—
2103	888	" " Spring.....	03	85
11503	—	" " complete, 606d, 1560, 2103, 8905 and two 2102.....	35	—
11505	851	Thread Take-up Cam with 434c.....	5	00 242
8873	887	" " " Pin.....	05	81
434c	899	" " " Set Screw.....	04	—
11935	882	" " Lever with 1518 and 1845.....	1	50
567d	898	Thread Take-up Lever Hinge Screw.....	15	—
1845	899	" " " Roller and Scr. Stud.....	30	—
1518	890	Thread Take-up Lever Roller and Screw Stud Nut.....	04	—
11506	853	Thread Take-up Spring.....	08	243
11936	852	" " " Regulator Plate	15	—
190	899	" " " " " Screw.....	03	—
11937	853	Thread Take-up Spring Staple.....	10	—
122d	901	" " " " " Screw.....	05	—
9525	889	" " " " " Washer.....	01	—
11432	—	Throat Plate Body.....	75	—
11434	888	" " Needle Plate (round needle hole).....	20	331
11435	888	Throat Plate Needle Plate (oblong needle hole).....	25	332
219	901	Throat Plate Needle Plate Screw.....	02	—
11433	874	" " 11432 with 219 and 11434 or 11435.....	1	00 329
381d	899	Throat Plate Screw.....	06	—
11938	892	Vibrating Presser Bar.....	1	00
11509	853	" " " Cushion (rawhide).....	01	252
233d	901	Vibrating Presser Bar Cushion Screw.....	02	—
11510	850	" " " Hinge Bracket.....	2	00 248
145	890	" " " " " Adjusting Screw.....	04	—
164d	899	Vibrating Presser Bar Hinge Cap Scr.....	04	—
8800	890	" " " " " Washer.....	06	90
11512	851	Vibrating Presser Bar Spring.....	10	251
11939	852	" " " " Adjusting Staple.....	05	—

No.	Plate	Name	Each.	Old No.
190	899	Vibrating Presser Bar Spring Adjusting Staple Screw	03	—
223	899	Vibrating Presser Bar Spring Screw	02	—
11518	852	" " Foot.. ..	75	253
191	899	" " " Screw.....	03	—

ACCESSORIES.

No.	Plate.	Name.	Each.	Old No
25957	895	Oiler with 4½-in. spout.....	12	570A.5A
25958	—	" Spout, 4½-in.	04	571 "
26026	895	Screw Driver	10	893 "
11831	895	" " 5-in. blade.....	20	—
8908	894	Wrench for 354.....	10	351
8909	894	" " 1513 and 1518.....	15	352
8910	894	" " 611 " 1508	25	—

BELT SHIFTER PARTS.

No.	Plate.	Name.	Each.	Old No.
11446	890	Cord Eyelet.....	04	106
11447	874	" Pulley.....	35	107
567D	898	" " Screw	15	—
5667	—	Foot Lever	15	—
5669	—	" " Bracket.	10	—
6439	—	" " Chain (length 36 to 45 inches	20	—

In ordering No. 6439, state length required.

5671	897	Foot Lever Hinge Pin.....	01	—
5672	895	" " Lifting Spring.....	03	—
5668	895	" " 5667 with 5669 and 5671..	40	—
11940	896	Fork	75	—
434c	899	" Set Screw.....	04	—
11941	896	Frame with 8804 and two 434c.....	1	75
8804	892	" Handle.....	30	101
11450	828	Guide Rod	30	108
2117	890	" " Pin.....	01	23
11943	896	Pulley (fast) with two 854c.....	1	10
854c	899	" " Set Screw.....	06	—
11944	896	" (loose).....	1	00
11459	897	" " Collar with two 448c..	25	98
448c	900	" " " Set Screw.....	03	—

No.	Plate	Name	Each.	Old No.
11451	828	Slide Rod.....	75	103
11453	887	" " Collar with two 448c.....	25	103
448c	900	" " " Set Screw.....	03	—
2117	890	" " Pin.....	01	23
11942	828	" " Spring.....	15	—
11453	887	" " Collar with two 448c	25	103
448c	900	" " " " Set Screw....	03	—
11945	—	Belt Shifter complete, Nos. 567D, 5668, 5672, 6439, 11446, 11447, 11450, 11451, 11453, 11940 to 11944, two each 2117 and 11453.....	7	50

OBsolete PARTS.

FOR

7-25 MACHINE.

No.	Plate.	Name.	Each.	Old No.
11923	840	Bed Raising Block (front)...	50	—
11924	840	" " " (back).....	50	—
129D	901	" " " Screw	04	—

BOBBIN WINDER (HAND) FOR MACHINE BED.

No.	Plate.	Name.	Each.	Old No.
11755	—	Belt.....	05	—
11756	—	" 11755 with 25028. Old No. 104, No. 11 Machine.....	05	—
25028	889	Belt Hook.....	01	371
135D	899	Bobbin Winder Screw.....	05	—
11758	858	Frame, Old No. 101, No. 11 Machine	50	—
11759	858	Pulley " " 103, " " " "	25	—
11760	892	" Driving Wheel.....	50	366
8380	893	" " " Handle.....	03	—
11762	893	" " " " Stud...	10	—
8382	887	" " " " " "	01	—
11761	859	Washer	01	—
11761	859	Pulley Driving Wheel Handle complete, Nos. 8380, 8382 and 11762...	10	369
11763	887	Pulley Driving Wheel Stud.....	10	367
2269	889	" " " " Pin.....	01	153
11764	888	" " " " Washer..	01	368
11765	858	Spindle, Old No. 102, No. 11 Mach..	40	—

No.	Plate	Name	Each.	Old No.
11754	855	Bobbin Winder complete, Nos. 2269, 11756, 11758, 11759, 11760, 11761, 11763, 11764 and 11765, Old No. 100, No. 11 Machine.....	2 00	—

BOBBIN WINDER (HAND) FOR WOOD TABLE.

No.	Plate.	Name.	Each.	Old No.
11767	—	Belt.....	05	—
11768	—	" 11767 with 25028.....	05	370
25028	889	" Hook.....	01	371
11769	892	Frame.....	40	363
11770	859	Pulley.....	15	365
11760	892	" Driving Wheel.....	50	366
8380	893	" " " Handle.....	03	—
11762	893	" " " Stud....	10	—
8382	887	" " " " " Washer.....	01	—
11761	859	Pulley Driving Wheel Handle complete, Nos. 8380, 8382 and 11762...	10	369
11763	887	Pulley Driving Wheel Stud.....	10	367
2269	889	" " " Stud Pin....	01	153
11764	888	" " " Washer.....	01	368
11771	858	Spindle.....	50	364
11766	855	Bobbin Winder complete, Nos. 528E, 2269, 11760, 11761, 11763, 11764 and 11768 to 11771.....	2 00	362
528E	859	Bobbin Winder Clamping Screw....	20	—

BOBBIN WINDER FOR MACHINE ON FOOT POWER STAND.

No.	Plate.	Name.	Each.	Old No.
11753	891	Frame.....	45	145
284D	899	" Thumb Screw.....	10	—
2460	897	Friction Ring (rubber).....	02	143
11750	891	Spindle.....	20	141
2461	891	" Pulley.....	08	142
11752	891	Bobbin Winder complete, Nos. 164D, 284D, 2461, 8800, 11750 and 11753...	75	144
164D	899	Bobbin Winder Screw.....	04	—
8800	890	" " " Washer.....	06	90

ROTARY TREADLE STAND.

No.	Plate.	Name.	Each.	Old No.
25087	—	Band Wheel (two speed), 12-in. and 14-in., with 25088.....	8 00	258
8873	887	Band Wheel Pin.....	05	81
25088	892	" " Pitman Stud.....	10	259
25089	869	" " " " Cotter Pin.....	01	261
11743	889	" " " " Washer....	01	260
25090	400	" " Shaft.....	75	262
25091	892	" " " Crank with 355D and 25088.....	75	263
8873	887	Band Wheel Shaft Crank Pin.....	05	81
355D	901	" " " " Set Screw..	05	—
25088	892	" " " " Stud.....	10	259
25089	869	" " " " " Cotter Pin.....	01	261
11743	889	Band Wheel Shaft Crank Stud Washer	01	260
25013	—	Belt, size $\frac{3}{4}$ -in., length 86 $\frac{1}{2}$ -in., with 25030.....	75	—
25030	890	Belt Hook.....	01	189
25093	460	Brace.....	2 50	264
534E	898	" Bolt with 1510.....	03	—
1510	890	" " Nut.....	01	—
25121	—	Drawer.....	30	265
25122	—	" Runner.....	05	266
25094	460	Leg.....	1 75	267
25095	460	Pitman.....	25	268
25096	892	Treadle.....	75	269
129E	901	" Screw.....	04	—
25097	460	" Shaft.....	1 75	270
25098	897	" " Bushing.....	25	271
25091	892	" " Crank with 355D and 25088.....	75	263
8873	887	Treadle Shaft Crank Pin.....	05	81
355D	901	" " " " Set Screw.....	05	—
25088	892	" " " Stud.....	10	259
25089	869	" " " " Cotter Pin.....	01	261
11743	889	" " " " Washer....	01	260
25099	897	" " Collar with 448C.....	25	272
448C	900	" " " Set Screw.....	03	—
25100	—	Stand Top (wood).....	50	273
25207	—	" complete.....	15 00	257

Numerical List of Parts.

No.	Plate.	Name.	Each.	Old No.
9D	898	Brake Block Screw for 11436.	20	—
16D	899	Lifting Presser Bar Lifter Hinge Scr.	20	—
82D	901	Shuttle Race Back Spring Screw for No. 7-9 Machine.	15	—
65D	899	Arm Side Cover Screw.	15	—
122D	901	Tension Screw Stud Clamp Screw.	05	—
122D	901	Thread Take-up Spring Staple Screw	05	—
128E	901	Lifting Presser Bar Rock Shaft Bracket Screw.	06	—
129D	901	Bed Raising Block Screw obsolete 7-25 Machine.	04	—
129E	901	Treadle Screw for 25207.	04	—
135D	899	Bobbin Winder Screw for 11754.	05	—
135D	899	Lever Bracket Screw for 11436.	05	—
135D	899	Oil Cup Screw.	05	—
135D	899	Shuttle Race Screw for No. 7-9 Mach.	05	—
188E	898	Lifting Presser Bar Spring Bracket Screw.	05	—
141	901	Lifting Presser Bar Rock Shaft Eccentric Strap Adjusting Screw.	04	—
145E	899	Crank Connecting Rod Cap Screw.	04	—
145	899	Lifting Presser Bar Bracket Clamp Screw.	04	—
145	899	Tension Bracket and Vibrating Presser Bar Cap Screw (right).	04	—
145	899	Vibrating Presser Bar Hinge Bracket Adjusting Screw.	04	—
159	899	Tension Bracket and Vibrating Presser Bar Cap Screw (left).	03	—
164D	899	Shuttle Race Ring Screw for No. 7-25 Machine.	04	—
164D	899	Vibrating Presser Bar Hinge Cap Scr	04	—
164D	899	Bobbin Winder Screw for 11752.	04	—
166D	899	Feed Dog Screw.	07	—
166D	899	Lifting Presser Bar Bell Crank Hinge Cap Screw.	07	—
166D	899	Lifting Presser Bar Lifting Link Cap Screw.	07	—
180	901	Shuttle Race Slide (back) Screw.	03	—
190	899	Lifting Presser Bar Rock Shaft Adjusting Arm Set Screw.	08	—
190	899	Lifting Presser Bar Spring Bracket Thread Eyelet Screw.	08	—
190	899	Oscillating Shaft Crank Roller Cap Screw.	03	—
190	899	Thread Take-up Spring Regulator Plate Screw.	08	—

No.	Plate	Name	Each.	Old No.
190	899	Vibrating Presser Bar Spring Adjusting Staple Screw.	08	—
191	899	Vibrating Presser Foot Screw.	03	—
207	901	Oil Cup Cover Latch Spring Screw.	02	—
207	901	" or Wax Stripper Washer Screw.	02	—
211	901	Lifting Presser Foot Set Screw.	02	—
219	901	Throat Plate Needle Plate Screw.	02	—
223	899	Vibrating Presser Bar Spring Screw.	02	—
233D	901	" " " Cushion Scr.	02	—
245	899	Needle Clamp Set Screw.	03	—
254D	902	Feed Regulator Thumb Screw.	40	—
254D	902	Guide Screw for No. 7-9 Machine.	40	—
258D	899	Needle Bar Screw Bushing.	20	—
258D	899	Lifting Presser Bar Screw Bushing.	20	—
284D	899	Frame Thumb Screw for 11752.	10	—
307C	898	Feed Bar Screw Centre.	06	—
380D	898	Shuttle Cylinder Latch Spring Screw for No. 7-25 Machine.	03	—
354C	899	Balance Wheel Set Screw.	06	—
354	899	Pulley (fast) Set Screw for 11943.	06	—
354C	899	Treadle Connecting Rod Clamp Scr. for 9070.	06	—
355D	901	Treadle Shaft Crank Set Screw for for 25091.	05	—
355D	901	Band Wheel Crank Set Screw for 25091.	05	—
381D	899	Throat Plate Screw.	06	—
401E	899	Friction Washer Screw for 11436.	02	—
434C	899	Fork Set Screw for 11941.	04	—
434C	899	Thread Take-up Cam Set Screw.	04	—
437C	899	Arm Shaft Bushing Set Screw.	04	—
437C	899	Shuttle Driver Set Screw.	04	—
445C	900	Feed Cam Set Screw.	03	—
445C	900	Needle Bar Connecting Stud Set Scr.	03	—
448C	900	Pulley (loose) Collar Set Scr. for 11459	03	—
448C	900	Slide Rod Collar Set Screw for 11453	03	—
448C	900	" " Spring Collar Set Screw for 11453.	03	—
448C	900	Treadle Shaft Collar Set Screw for 25099.	03	—
453C	899	Feed Rock Shaft Crank Set Screw.	02	—
453C	899	" Lifting Rock Shaft Crank Set Screw.	02	—
453C	899	Lifting Presser Bar Rock Shaft Crank Set Screw.	02	—
453C	899	Oscillating Shaft Collar Set Screw.	02	—
453C	899	" " Crank Set Screw.	02	—
497E	900	Lever Bracket Bolt, 1½-in. x ½-in., with 1522 for 11436.	05	—
507E	898	Bed Foot Bracket Bolt with 1515.	02	—

No. Plate	Name	Each.	Old No.
528E 859	Bobbin Winder Clamping Screw for 11766	20	—
534E 898	Brace Bolt with 1510 for 25207	03	—
564O 898	Feed Lifting Rock Shaft Ser. Centre	12	—
564O 898	" Rock Shaft Screw Centre	12	—
565O 898	Crank Connecting Rod Hinge Screw.	15	—
565O 898	Feed " Link Hinge Screw.	15	—
565O 898	" Forked Connection Hinge Scr.	15	—
566O 898	Needle Bar Connecting Link Hinge Screw	15	—
567D 898	Thread Take-up Lever Hinge Screw.	15	—
567D 898	Cord Pulley Screw for 11945	15	—
568E 898	Feed Regulator Hinge Screw	15	—
588 883	Shuttle Tension Regulating Screw for No. 7-25 Machine	05	—
590E 901	Shuttle Cylinder Latch Spring Screw for No. 7-9 Machine	02	—
597O 900	Shaft Driving Pulley Clamping Scr. for 11864	08	—
600D 902	Thread Retainer Screw Stud	15	—
607D 902	Tension Screw Stud	30	—
608 900	Lifting Presser Bar Rock Shaft Eccentric Strap Hinge Screw	15	—
609D 902	Pressure Regulating Thumb Screw ..	45	—
610D 901	Lifting Presser Bar Bell Crank Lifting Roller Screw	12	—
622O 899	Oscillating Rock Shaft Hinge Pin Screw Bearing	15	—
670E 862	Bed Front Bearing Clamping Screw.	06	—
773O 901	Shuttle Tension Regulating Screw for No. 7-9 Machine	05	—
872E 900	Arm Screw	10	—
885D 902	Guide Thumb Screw for No. 7-25 Machine	45	—
1508 890	Feed Lifting Rock Shaft Screw Centre Nut	06	—
1508 890	Feed Rock Shaft Screw Centre Nut.	06	—
1508 890	Oscillating Rock Shaft Hinge Pin Nut	06	—
1508 890	" " " " Scr. Bearing Nut	06	—
1510 890	Brace Bolt Nut for 534c	01	—
1513 890	Crank Connecting Rod Hinge Screw Nut	05	—
1518 890	Feed Bar Screw Centre Nut	05	—
1518 890	" Connecting Link Hinge Screw Nut	05	—
1518 890	Feed Forked Connection Hinge Ser. Nut	05	—
1518 890	Needle Bar Connecting Link Hinge Screw Nut	05	—

No. Plate	Name	Each.	Old No.
1513 890	Oscillating Shaft Crank Roller and Screw Stud Nut	05	—
1515 890	Bed Foot Bracket Bolt Nut	01	—
1518 890	Lifting Presser Bar Bell Crank Lifting Roller Screw Nut	04	—
1518 890	Lifting Presser Bar Rock Shaft Eccentric Strap Hinge Screw Nut ..	04	—
1518 890	Thread Take-up Lever Roller and Screw Stud Nut	04	—
1522 903	Lever Bracket Bolt Nut for 497E ..	02	—
1528 903	Lifting Presser Bar Rock Shaft Eccentric Strap Adjusting Screw Nut ..	03	—
1560 903	Tension Regulating Thumb Nut	04	—
1560 903	Thread Retainer Regulating Thumb Nut	04	—
1845 899	Thread Take-up Lever Roller and Screw Stud	30	—
1850 900	Lifting Presser Bar Rock Shaft Crank Roller and Stud	25	—
1851 900	Lifting Presser Bar Bell Crank Lifting Roller, Screw 610p and Nut 1518	35	—
1861 862	Feed Lifting Rock Shaft Crank Roller and Stud	35	—
1885 900	Oscillating Shaft Crank Roller and Screw Stud	40	—
2002 853	Lifting Presser Bar Spring Guide Pin	02	—
2002 853	" " " Rock Shaft Bracket Dowel Pin (lower)	02	—
2049 853	Lifting Presser Foot Pin	01	—
2102 888	Thread Retainer Disc	05	84
2103 888	" " Spring	03	85
2117 890	Feed Lifting Rock Shaft Crank Pin.	01	23
2117 890	" Rock Shaft Crank Pin	01	23
2117 890	Guide Rod Pin for 11945	01	23
2117 890	Lifting Presser Bar Rock Shaft Adjusting Arm Pin	01	23
2117 890	Lifting Presser Bar Rock Shaft Crank Pin	01	23
2117 890	Oscillating Shaft Crank Pin	01	23
2117 890	Shuttle Driver Pin for No. 7-9 Mach.	01	23
2117 890	Slide Rod Pin for 11945	01	23
2205 887	Oil Cup Cover Latch Spring	04	296
2269 889	Bobbin Winder Pulley Driving Wheel Stud Pin for 11754 and 11766 ..	01	153
2460 897	Bobbin Winder Friction Ring (rubber) for 11752	02	143
2461 891	Bobbin Winder Spindle Pulley for 11752	08	142
2718 897	Lifting Presser Bar Bell Crank Lifting Roller Screw Nut Washer	01	309

No.	Plate	Name	Each.	Old No.
2875	896	Treadle for 12186	30	—
2876	—	“ Connecting Rod (lower) for 2988	05	—
2877	—	Treadle Connecting Rod (upper) for 2988	05	—
2878	896	Treadle Stand for 12186	15	—
2988	895	“ Connection for 15018. Nos. 2876, 2877 and 9079	22	—
4989	853	Lifting Presser Bar Rock Shaft Bracket Dowel Pin (upper)	02	—
5480	887	Oil or Wax Stripper Washer (steel) for 11497	01	—
5667	—	Foot Lever for 5668	15	—
5668	895	“ “ 5667 with 5669 and 5671, for 11945	40	—
5669	—	Foot Lever Bracket for 5668	10	—
5671	897	“ “ Hinge Pin for 5668	01	—
5672	895	“ “ Lifting Spring for 11945	03	—
5968	887	Oscillating Shaft Crank Roller Cap Screw Washer	02	—
6439	—	Foot Lever Chain (length, 36 to 45 inches) for 11945	20	—
7958	890	Lifting Presser Bar Lifting Link Hinge Stud Pin	01	153
8380	893	Bobbin Winder Pulley Driving Wheel Handle for 11761	03	—
8382	837	Bobbin Winder Pulley Driving Wheel Handle Stud Washer for 11761	01	—
8702	887	Arm Dowel Pin	15	3
8708	827	“ Spool Pin	05	72
8760	888	Lifting Presser Bar Lifter Friction Washer	03	56
8761	890	Lifting Presser Bar Lifter Stop Pin	05	55
8763	890	“ “ Lifting Link Hinge Stud	25	152
8765	890	Lifting Presser Bar Lifting Link Hinge Stud Washer	04	154
8774	—	Shuttle (cylinder), 4-in. diam., with 16901, for No. 7-25 Machine	15	00
8776	883	Shuttle Cylinder for No. 7-25 Mach. .	5	50
8777	883	“ “ Hinge Pin for No. 7-25 Machine	10	—
8778	883	Shuttle Cylinder Latch Spring for “ No. 7-25 Machine	25	—
8779	883	Shuttle Frame for No. 7-25 Machine.	7	25
8780	883	“ Tension Spring for No. 7-25 Machine	75	—
8791	888	Tension Spring	10	—
8800	890	Vibrating Presser Bar Hinge Cap Screw Washer	06	90
8800	890	Bobbin Winder Screw Washer for 11752	06	90

No.	Plate	Name	Each.	Old No.
8804	892	Frame Handle for 11941	30	101
8873	887	Band Wheel Pin for 25207	05	81
8873	887	Balance Wheel Pin for 11438, for 11436	05	81
8873	887	Band Wheel Shaft Crank Pin for 25207	05	81
8873	887	Treadle Shaft Crank Pin for 25207 ..	05	81
8873	887	Shuttle Driver Pin. No. 7-25 Mach.	05	81
8873	887	Thread Take-up Cam Pin	05	81
8879	887	Tension Friction Washer (felt). Old No. 171, No. 5 Machine	01	—
8905	887	Tension Regulating Thumb Nut Washer	01	361
8905	887	Thread Retainer Regulating Thumb Nut Washer	01	361
8908	894	Wrench for No. 354	10	351
8909	894	“ “ “ 1513 and 1518	15	352
8910	894	“ “ “ 611 “ 1508	25	—
8953	—	Oil or Wax Stripper (felt)	03	297
8961	833	Shuttle Cylinder Hinge Pin. No. 7-9 Machine	02	63
8964	833	Shuttle Tension Spring. No. 7-9 Machine	40	360
8984	827	Brake Block (wood) for 11436	05	198
8991	828	Lever Bracket Washer for 11436	06	197
8992	828	“ Spring for 11436	40	195
9079	895	Treadle Connection Rod Clamp with 354c for 2989. Old No. 75 P. T. F.	12	201
9082	890	Treadle Stand Cotter Pin for 12186. Old No. 72 P. T. F.	01	—
9084	889	Oil Cup Cover Hinge Pin	02	—
9525	889	Thread Take-up Spring Staple Screw Washer	01	—
11044	897	Tension Wheel	75	—
11165	897	Oscillating Rock Shaft Oil Pad	01	—
11353	825	Arm Shaft. No. 7-9 Machine	7	00
11354	830	“ “ Bushing	75	5
11356	896	Balance Wheel with two 354c. No. 7-25 Machine.	1	75
11358	896	Balance Wheel (two speed) with two 354c (used when Machine is run on Foot Power Stand)	2	50
* 11359	—	Bed. No. 7-9 Machine	18	50
11360	894	“ Foot Bracket (right)	10	—
11361	894	“ “ “ (left)	10	—
11363	825	Crank Connecting Rod	1	25
* 11364	—	“ “ “ Cap	—	—
11365	828	Feed Bar	1	50
11367	830	“ Cam with two 445c.	1	00
11368	830	“ Connecting Link	35	16

No.	Plate	Name	Each.	Old No.
11369	856	Feed Dog. No. 7-9 Machine.....	75	282
11370	825	" Forked Connection.....	1 75	207
11371	825	" Lifting Rock Shaft.....	1 40	31
11372	—	" " " " 11371 with 11374.....	2 35	29
11374	830	Feed Lifting Rock Shaft Crank with 453c and 1861.....	95	—
11375	830	Feed Regulator.....	60	208
11376	825	" Rock Shaft.....	1 40	21A
11377	—	" " " 11376 with 11379.....	2 00	20
11379	893	" " " Crank with 453c.....	60	22
11380	828	Needle Bar. No. 7-9 Machine.....	1 00	35
11381	830	" " Connecting Link.....	80	238
11383	897	" " " Stud with two 445c.....	1 25	36
11385	890	Needle Clamp Gib.....	15	40
11393	887	Oscillating Shaft Collar with two 453c.....	10	354
11398	827	" Rock Shaft Hinge Pin.....	75	256
11418	828	Shuttle Race Slide (front).....	35	318
11423	888	Tension Friction Washer (steel).....	03	75
11424	888	Thread Eyelet for 11502.....	03	—
11432	—	Throat Plate Body.....	75	—
11433	874	" " 11432 with Nos. 219 and 11434 or 11435.....	1 00	329
11434	888	Throat Plate Needle Plate (round needle hole).....	20	331
11435	888	Throat Plate Needle Plate (oblong needle hole).....	25	332
11436	—	Singer Driving Attachment complete. Nos. 9d, 135d, 8873, 8984, 8991, 8992, 11438, 11440, 11442, 11443, 11444, 11864, 15018, two 497e and four 401e. Old No. 156 P. T. F.....	10 00	—
11438	896	Balance Wheel with two 354c for 11436.....	3 75	190
11439	—	Friction Pulley for 11440.....	2 00	191
11440	896	" Pulley 11439 with 11441 for 11436.....	2 25	—
11441	849	Friction Pulley Centre Plug for 11440.....	25	193
11442	896	" Washer for 11436.....	10	192
11443	896	Lever for 11436.....	1 25	194
11444	896	" Bracket for 11436.....	85	196
11446	890	Cord Eyelet for 11945.....	04	106
11447	874	" Pulley " 11945.....	35	107
11450	828	Guide Rod " 11945.....	30	108
11451	828	Slide Rod " 11945.....	75	102
11453	887	" " Collar with two 448c for 11945.....	25	103
11453	887	Slide Rod Spring Collar with two 448c for 11945.....	25	103

No.	Plate	Name	Each.	Old No.
11459	897	Pulley (loose) Collar with two 448c for 11945.....	25	98
*11474	—	Arm (obsolete), No. 7-9 Machine.....	18 50	—
11475	851	Lifting Presser Bar, No. 7-9 Mach.....	1 00	217
11476	850	" " " Bell Crank.....	1 75	226
11478	850	" " " Bracket with two 145.....	1 25	225
11479	852	Lifting Presser Bar Rock Shaft.....	25	227
11480	850	" " " " " Adjusting Arm with 190.....	1 00	229
11481	851	Lifting Presser Bar Rock Shaft Bracket.....	1 50	230
11482	889	Lifting Presser Bar Rock Shaft Bracket Dowel Pin, No. 7-9 Mach. (obsolete).....	05	231
11484	852	Lifting Presser Bar Rock Shaft Crank with 453c and 1850.....	75	228
11486	850	Lifting Presser Bar Rock Shaft Eccentric Strap with two each 141 and 1528.....	1 50	232
11487	853	Lifting Presser Bar Rock Shaft Eccentric Strap Hinge Screw Slide.....	10	234
11488	853	Lifting Presser Bar Rock Shaft Eccentric Strap Hinge Screw Slide Washer.....	10	233
11489	852	Lifting Presser Bar Sleeve (lower).....	1 00	218
11490	852	" " " " (upper).....	75	—
11491	—	" " " " " with 11492.....	1 00	219
11492	853	Lifting Presser Bar Sleeve (upper) Cap.....	25	220
11493	825	Lifting Presser Bar Spring (flat).....	60	221
11494	850	" " " " Bracket.....	50	222
11495	852	" " " " " Thread Eyelet.....	05	223
11496	852	Lifting Presser Foot, No. 7-9 Mach.....	1 25	235
11497	—	Oil Cup.....	80	—
11498	—	" " complete (obsolete), use 11921, No. 7-9 Machine.....	1 25	—
11499	—	Presser Bar Lifting Link (obsolete), use 11907, No. 7-9 Machine.....	75	240
11500	851	Shuttle Race Slide (back).....	50	—
11501	—	Tension (wheel) complete, Nos. 122d, 607d, 1560, 8791, 8905, 9525, 11044, 11423, 11502, 11506, 11936, 11937 and two each 190 and 8879.....	3 25	—
11502	851	Tension Bracket and Vibrating Presser Bar Cap with 11424.....	1 50	241
11503	—	Thread Retainer complete, Nos. 606d, 1560, 2103, 8905 and two 2102.....	35	—
11505	851	Thread Take-up Cam with 434c.....	5 00	242

No.	Plate	Name	Each.	Old No.
11506	853	Thread Take-up Spring.....	08	243
11507	875	“ “ “ Regulator Plate (obsolete), No. 7-9 Machine..	10	244
11508	850	Vibrating Presser Bar, No. 7-9 Mach.	1 00	247
11509	853	“ “ “ Cushion (raw- hide).....	01	252
11510	850	Vibrating Presser Bar Hinge Bracket	2 00	248
11511	853	“ “ “ “ “ Thread Eyelet (obsolete), No. 7-9 Machine.....	05	250
11512	851	Vibrating Presser Bar Spring.....	10	251
11513	852	“ “ “ Foot.....	75	253
11743	889	Band Wheel Pitman Stud Washer for 25207.....	01	260
11743	889	Band Wheel Shaft Crank Stud Washer for 25207.....	01	260
11743	889	Treadle Shaft Crank Stud Washer for 25207.....	01	260
11750	891	Bobbin Winder Spindle for 11752....	20	141
11752	891	“ “ “ (for Machine on Foot Power Stand) complete, Nos. 164d, 284d, 2461, 8800, 11750 and 11753..	75	144
11753	891	Bobbin Winder Frame for 11752....	45	145
11754	855	“ “ “ (Hand, for Machine Bed) complete, Nos. 2269, 11756, 11758, 11759, 11760, 11761, 11763, 11764 and 11765. Old No. 100, No. 11 Machine.....	2 00	—
11755	—	Bobbin Winder Belt for 11756.....	05	—
11756	—	“ “ “ 11755 with 25028 for 11754. Old No. 104, No. 11 Machine.....	05	—
11758	858	Bobbin Winder Frame for 11754. No. 101, No. 11 Machine.....	50	—
11759	858	Bobbin Winder Pulley for 11754. Old No. 103, No. 11 Machine.....	25	—
11760	892	Bobbin Winder Pulley Driving Wheel for 11754 and 11766.....	50	366
11761	850	Bobbin Winder Pulley Driving Wheel Handle complete, Nos. 8380, 8382 and 11762 for 11754 and 11766....	10	369
11762	893	Bobbin Winder Pulley Driving Wheel Handle Stud for 11761.....	10	—
11763	887	Bobbin Winder Pulley Driving Wheel Stud for 11754 and 11766.....	10	367
11764	888	Bobbin Winder Pulley Driving Wheel Stud Washer for 11754 and 11766..	01	368
11765	858	Bobbin Winder Spindle for 11754, Old No. 102, No. 11 Machine.....	40	—

No.	Plate	Name	Each.	Old No.
11766	855	Bobbin Winder (Hand, for Wood Table), complete, Nos. 528e, 2269, 11760, 11761, 11763, 11764 and 11768 to 11771.....	2 00	362
11767	—	Bobbin Winder Belt for 11768.....	05	—
11768	—	“ “ “ 11767 with 25028 for 11766.....	05	370
11769	892	Bobbin Winder Frame for 11766....	40	363
11770	859	“ “ “ Pulley “ “....	15	365
11771	858	“ “ “ Spindle “ “....	50	364
11831	895	Screw Driver, 5-in. blade.....	20	—
11832	880	Shuttle Race Back, No. 7-9 Machine.	1 00	—
11833	889	“ “ “ Dowel Pin, No. 7-9 Machine.....	01	—
11834	880	Shuttle Race Back Spring, No. 7-9 Machine.....	25	—
11835	—	Shuttle Race Body, No. 7-9 Machine.	2 75	—
11836	825	“ “ “ complete, Nos. 32d, 11832, 11834, 11835 and two 11833, No. 7-9 Machine.....	4 00	—
11837	825	Shuttle Race Frame with 11838, No. 7-9 Machine.....	2 00	—
11838	880	Shuttle Race Frame Position Pin, No. 7-9 Machine.....	03	—
11841	827	Oscillating Rock Shaft (steel).....	1 75	—
11842	—	“ “ “ 11841 with 622c, 11165, 11398 and two 1508... 2 75	—	—
11844	—	Thread Take-up Lever, No. 7-9 Machine.....	1 20	—
11845	827	Thread Take-up Lever 11844 with 1518 and 1845, No. 7-9 Machine... 1 50	321	—
11847	888	Needle Clamp with 245 and 11385...	75	—
11848	—	Oscillating Shaft Crank, No. 7-9 Machine.....	30	—
11849	880	Oscillating Shaft Crank 11848 with 453c, 1513 and 1835, No. 7-9 Mach.	75	—
11850	825	Oscillating Shaft, No. 7-9 Machine...	1 25	—
11851	833	Shuttle (cylinder), 3-in. diam., with 11910, No. 7-9 Machine	6 00	—
11852	833	Shuttle Cylinder, No. 7-9 Machine...	2 50	—
11853	833	“ “ “ Latch, No. 7-9 Machine.....	15	—
11854	833	Shuttle Cylinder Latch Spring, No. 7-9 Machine.....	03	—
11855	833	Shuttle Frame, No. 7-9 Machine....	2 75	—
11856	830	“ “ Driver with 453c, No. 7-9 Machine.....	1 75	—
11864	—	Shaft Driving Pulley (sectional), 10-in. diam., 1½-in. face, with two 597c for 11436. Old No. 204 P. T. F.	75	202

No.	Plate	Name	Each.	Old No.
11878	838	Arm Shaft, No. 7-25 Machine	7 00	—
11907	842	Lifting Presser Bar Lifting Link	75	—
11908	—	" " " Lifter	1 00	—
11909	830	" " " " 11908 with 8761 and 8763	1 25	—
11910	833	Shuttle Bobbin (solid and hardened), No. 7-9 Machine	25	—
11913	825	Arm Side Cover	25	—
11917	—	Oil Cup Cover	25	—
11918	888	" or Wax Stripper Washer (steel) for 11917	03	—
11919	888	Oil Cup Thread Eyelet	05	—
11921	835	" " complete, Nos. 2205, 5480, 9084, 11497, 11917, 11918, 11919, two 8953 and three 207	1 25	—
*11922	—	Bed, No. 7-25 Machine	18 50	—
11923	840	" Raising Block (front), (obsolete), No. 7-25 Machine	50	—
11924	840	Bed Raising Block (back), (obsolete), No. 7-25 Machine	50	—
11925	—	Feed Dog, No. 7-25 Machine	75	—
11926	842	Lifting Presser Bar, No. 7-25 Mach.	1 00	—
11927	860	" " Foot, " 7-25 "	1 25	—
11928	842	Needle Bar, No. 7-25 Machine	1 00	—
11929	—	Oscillating Shaft, No. 7-25 Machine	1 25	—
11930	—	" " Crank, No. 7-25 Machine	30	—
11931	—	Oscillating Shaft Crank 11930 with 453c, 1513 and 1885, No. 7-25 Machine	75	—
11932	882	Shuttle Driver with 453c, No. 7-25 Machine	2 00	—
11933	882	Shuttle Race, No. 7-25 Machine	4 00	—
11934	882	" " Ring, No. 7-25 Mach.	1 00	—
11935	882	Thread Take-up Lever with 1518 and 1845, No. 7-25 Machine	1 50	—
11936	852	Thread Take-up Spring Regulator Plate	15	—
11937	853	Thread Take-up Spring Staple	10	—
11938	882	Vibrating Presser Bar, No. 7-25 Mach.	1 00	—
11939	852	" " " Spring Adjusting Staple	05	—
11940	896	Belt Shifter Fork for 11945	75	—
11941	896	" " Frame with 8804 and two 434c for 11945	1 75	—
11942	828	Belt Shifter Slide Rod Spring for 11945	15	—
11943	896	" " Pulley (fast) with two 354c for 11945	1 10	—
11944	896	Belt Shifter Pulley (loose) for 11945	1 00	—

No.	Plate	Name	Each	Old No.
11945	—	Belt Shifter complete, Nos. 567D, 5668, 5672, 6439, 11446, 11447, 11450, 11451, 11459, 11940 to 11944, two each 2117 and 11453 No. 7-25 Machine	7 50	—
11950	888	Thread Eyelet for 11503	05	—
12002	833	Shuttle Cylinder Latch Pin, No. 7-9 Machine	01	—
12186	—	Treadle for 15018, Nos. 2875 with 2878 and 9082, for 15018	45	—
15018	—	Treadle complete, Nos. 2988 and 12186, for 11436	65	—
16901	883	Shuttle Bobbin (solid and hardened), No. 7-25 Machine	50	—
* 19502	—	Arm	18 50	—
19649	—	" Side Plate for 11474 (obsolete), No. 7-9 Machine	—	—
25013	—	Belt, size $\frac{3}{4}$ -in., length 86 $\frac{1}{2}$ -in., with 25030 for 25207	75	—
25028	889	Bobbin Winder Belt Hook	01	371
25030	890	Belt Hook for 25013	01	189
25087	—	Band Wheel (two speed), 12-in. and 14-in., with 25088 for 25207	3 00	258
25088	892	Band Wheel Pitman Stud for 25207	10	259
25088	892	" " Shaft Crank Stud for 25091	10	259
25088	892	Treadle Shaft Crank Stud for 25091	10	259
25089	869	" " " Cotter Pin for 25207	01	261
25089	869	Band Wheel Pitman Stud Cotter Pin for 25207	01	261
25089	869	Band Wheel Shaft Crank Stud Cotter Pin for 25207	01	261
25090	460	Band Wheel Shaft for 25207	75	262
25091	892	" " " Crank with 355D and 25088 for 25207	75	263
25091	892	Treadle Shaft Crank with 355D and 25088 for 25207	75	263
25093	460	Brace for 25207	2 50	264
25094	460	Leg for 25207	1 75	267
25095	460	Pitman for 25207	25	268
25096	892	Treadle for 25207	75	269
25097	460	" Shaft for 25207	1 75	270
25098	897	" " Bushing for 25207	25	271
25099	897	" " Collar with 448c for 25207	25	272
25100	—	Stand Top (wood) for 25207	50	273
25121	—	Drawer for 25207	30	265
25122	—	" Runner for 25207	05	266
25207	—	Stand, complete (rotary treadle)	15 00	257
25881	894	Guide, No. 7-9 Machine	40	34

No.	Plate	Name	Each.	Old No.
25957	895	Oiler with 4½-in. spout. Old No. 570		
		A. & A.	12	—
25958	—	Oiler Spout, 4½-in. Old No. 571 A. & A.	04	—
26026	895	Screw Driver. " " 303 "	10	—
26176	847	Guide. No. 7-25 Machine.	40	—

The Singer Manufacturing Company use and recommend exclusively the **WILLIMANTIC SP00L COTTON.**

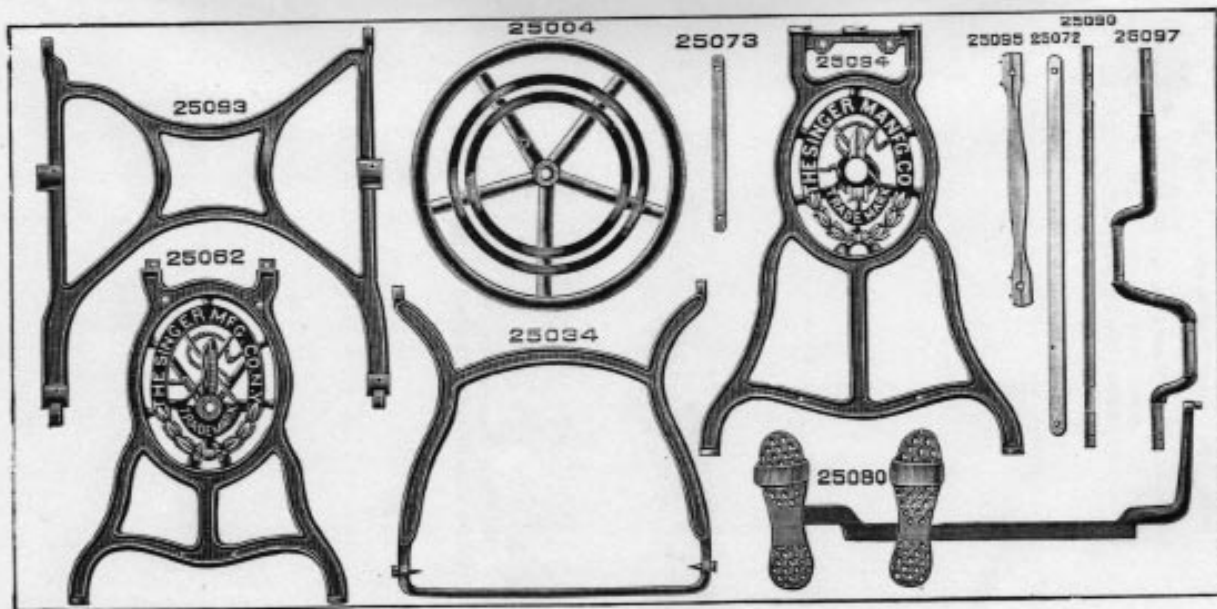


PLATE 460—ONE-TWELFTH SIZE

PLATE 825—ONE-FOURTH SIZE

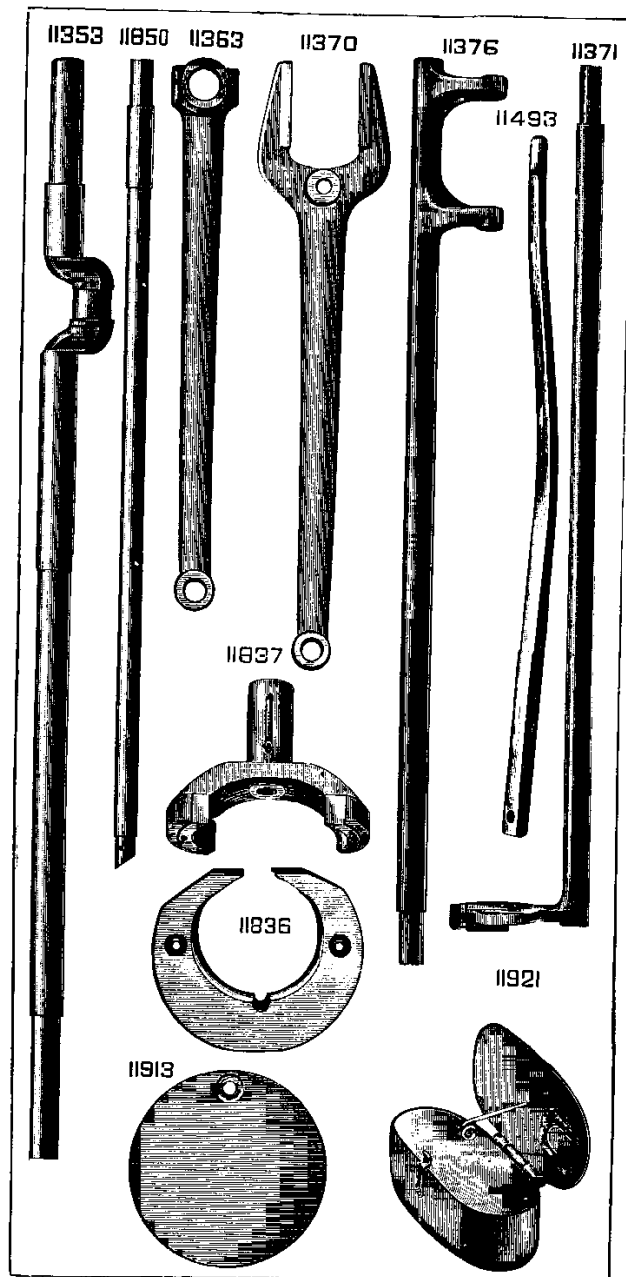


PLATE 827—ONE-HALF SIZE

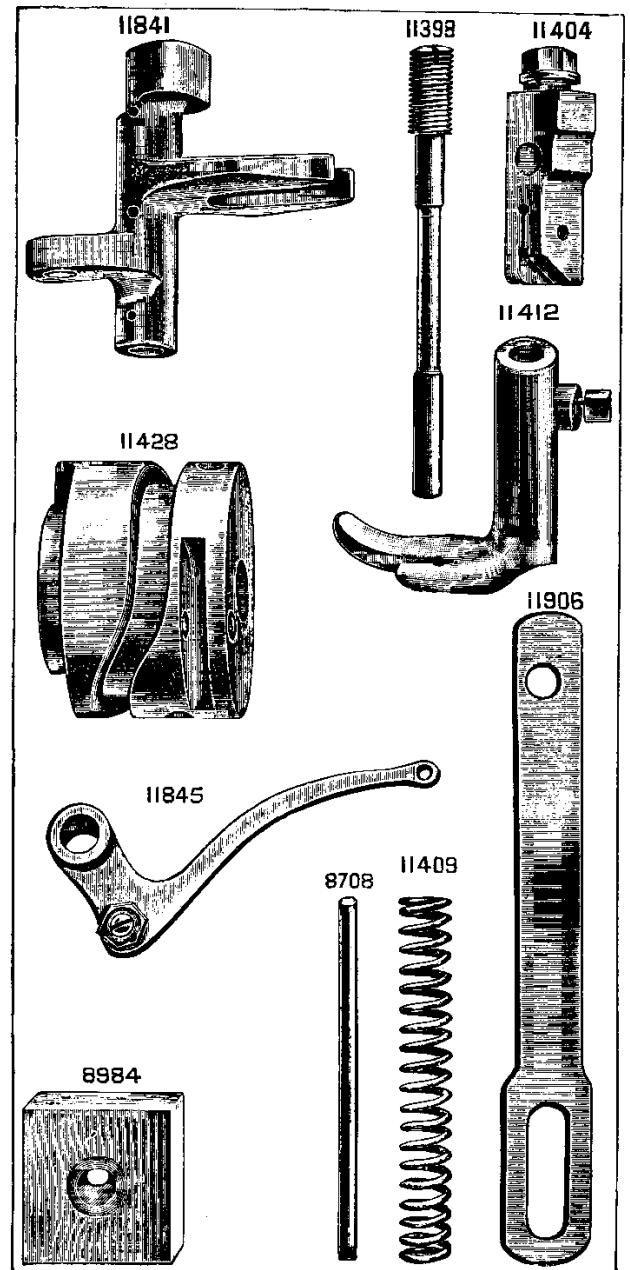


PLATE 828—ONE-HALF SIZE

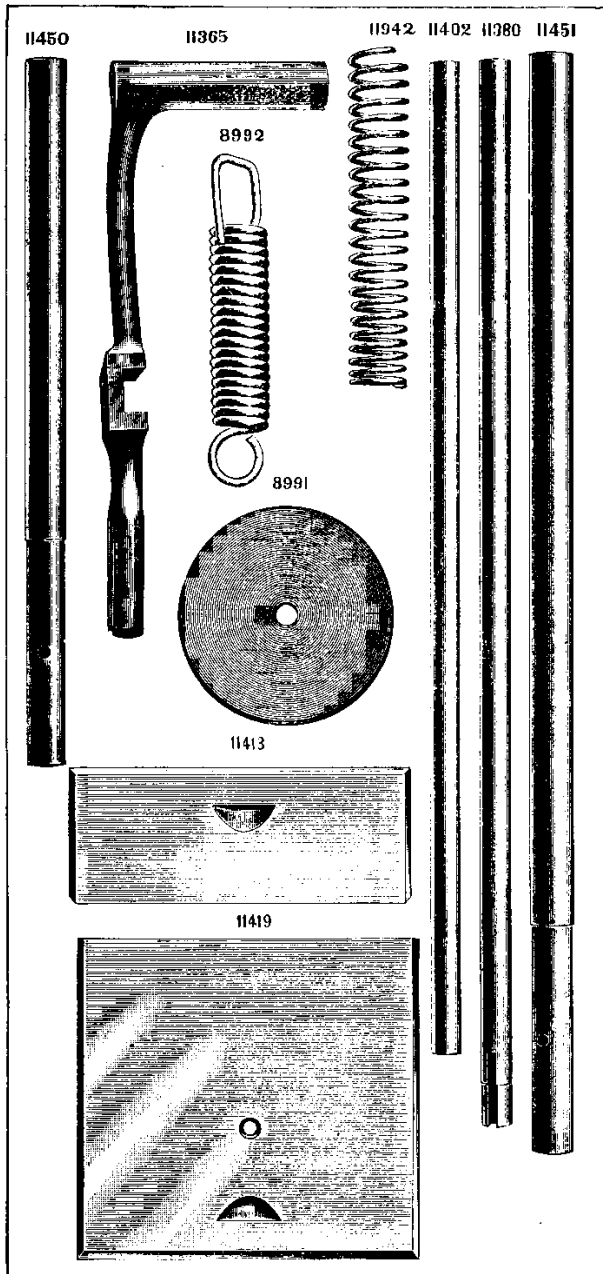


PLATE 830—ONE-HALF SIZE

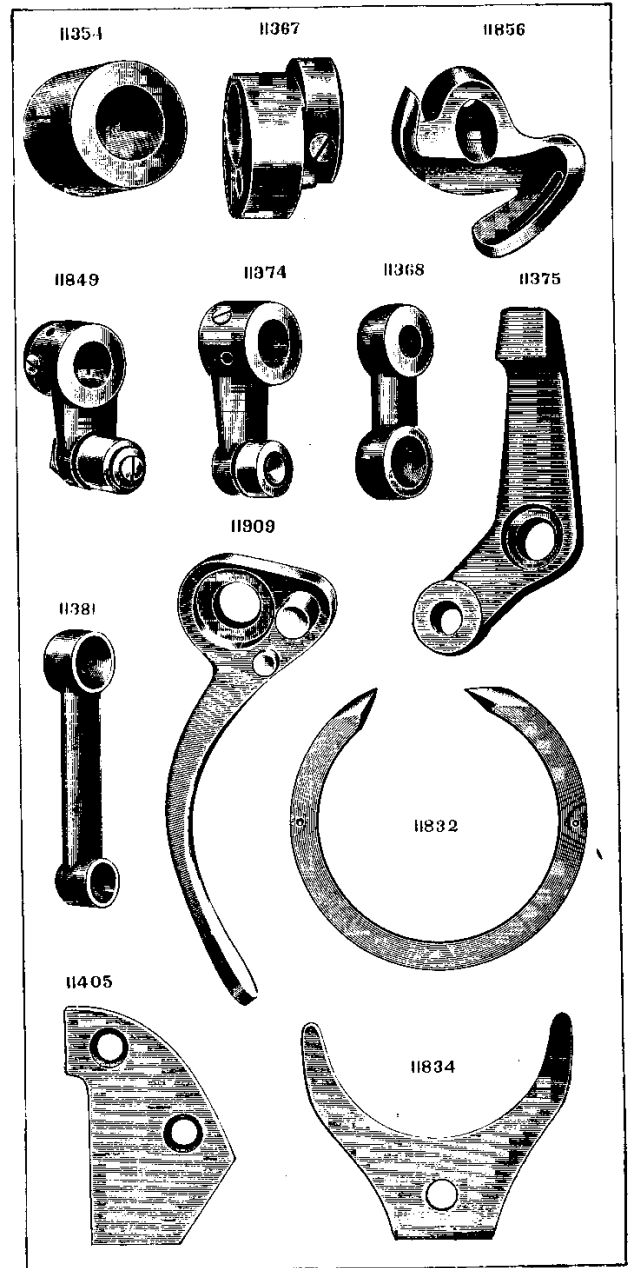


PLATE 833—FULL SIZE

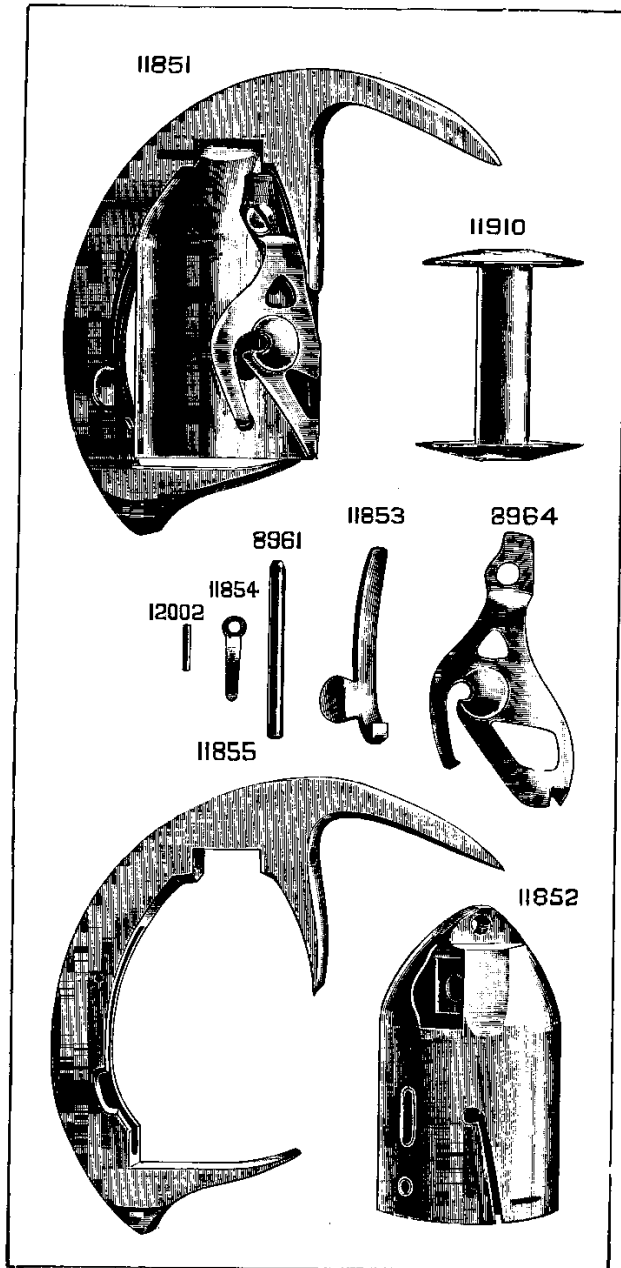


PLATE 840—ONE-FOURTH SIZE

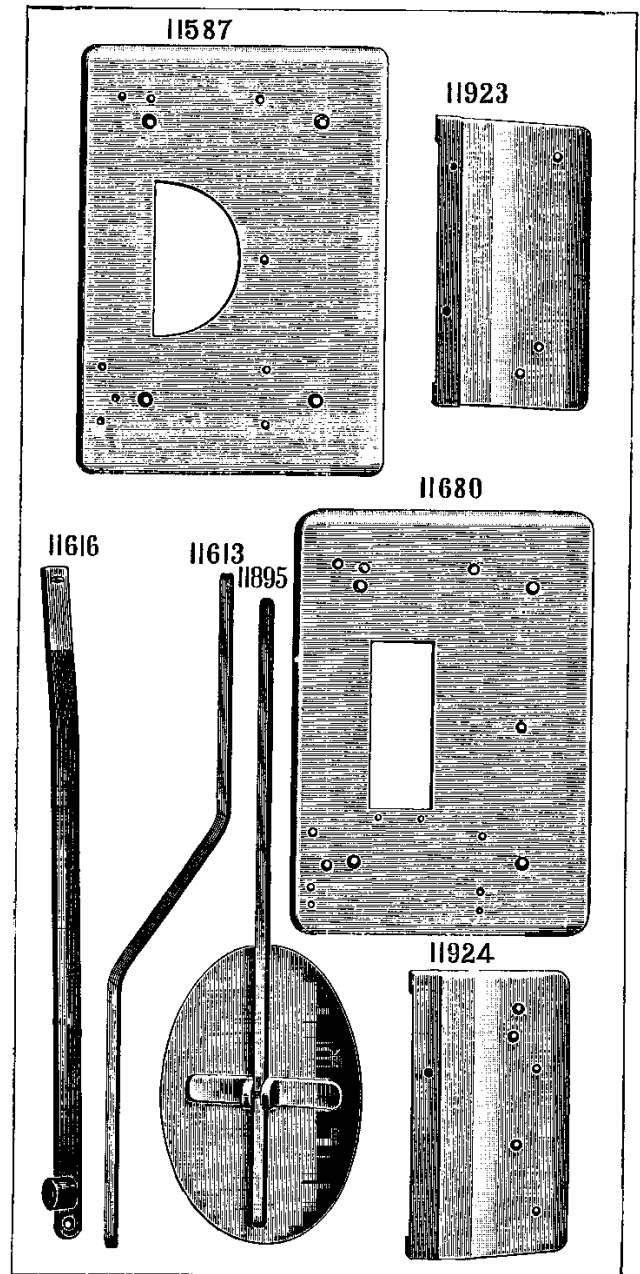


PLATE 842—ONE-HALF SIZE

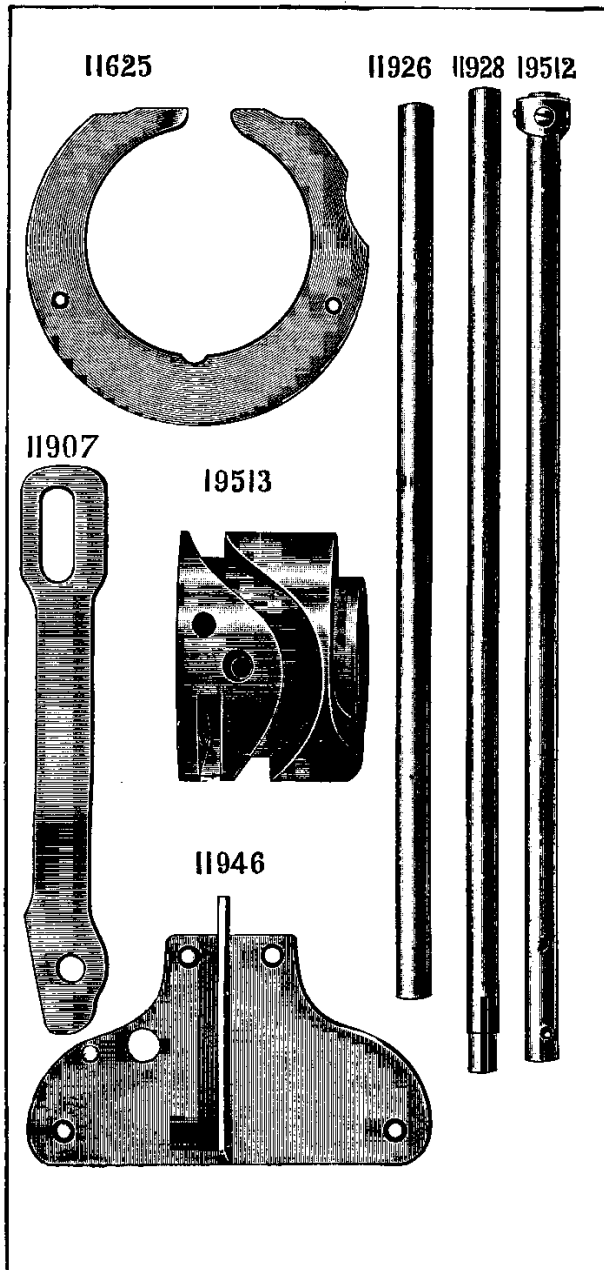


PLATE 847—ONE-HALF SIZE

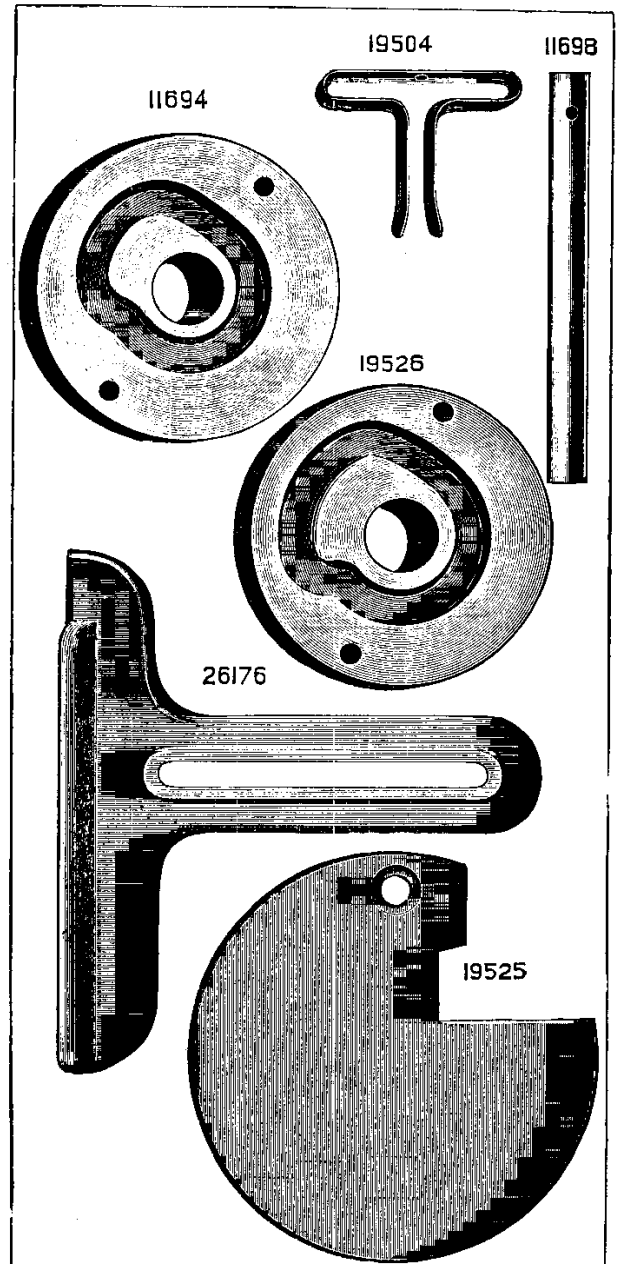


PLATE 849—FULL SIZE

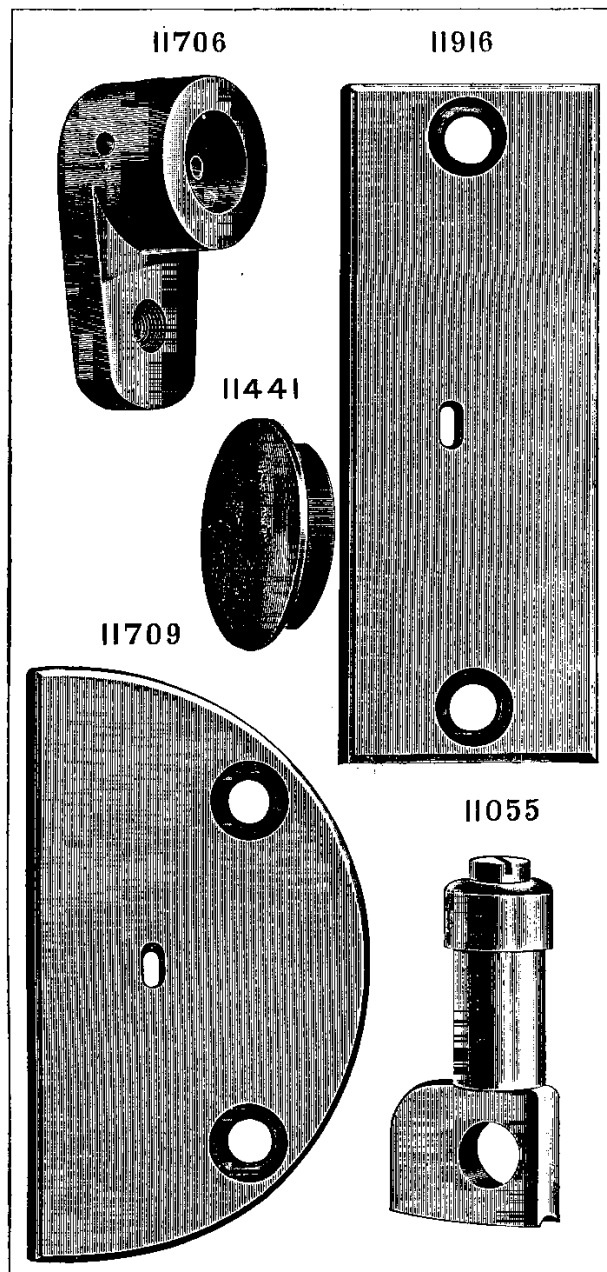


PLATE 850—ONE-HALF SIZE

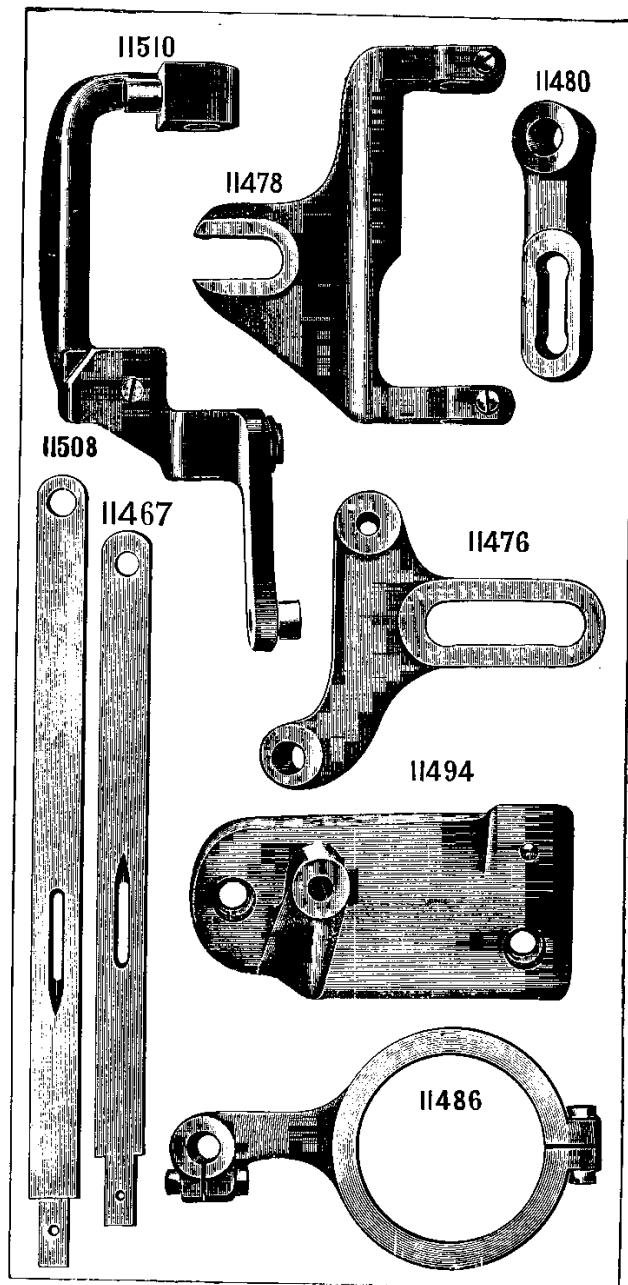


PLATE 851—ONE-HALF SIZE

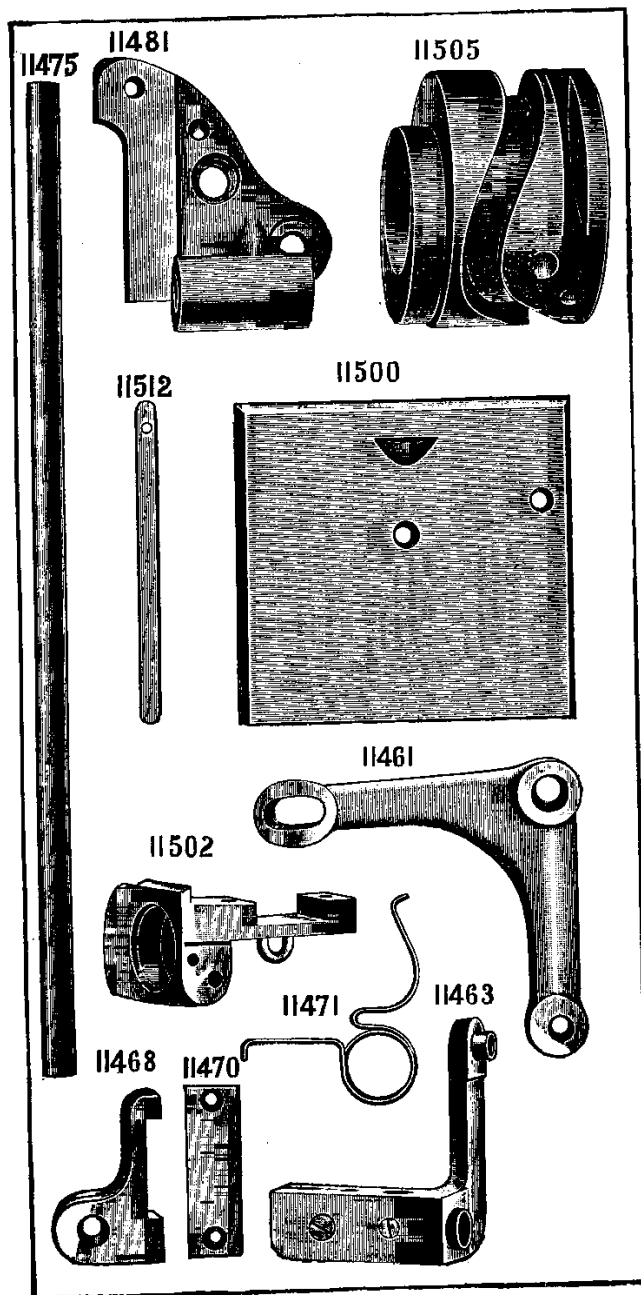


PLATE 852—FULL SIZE

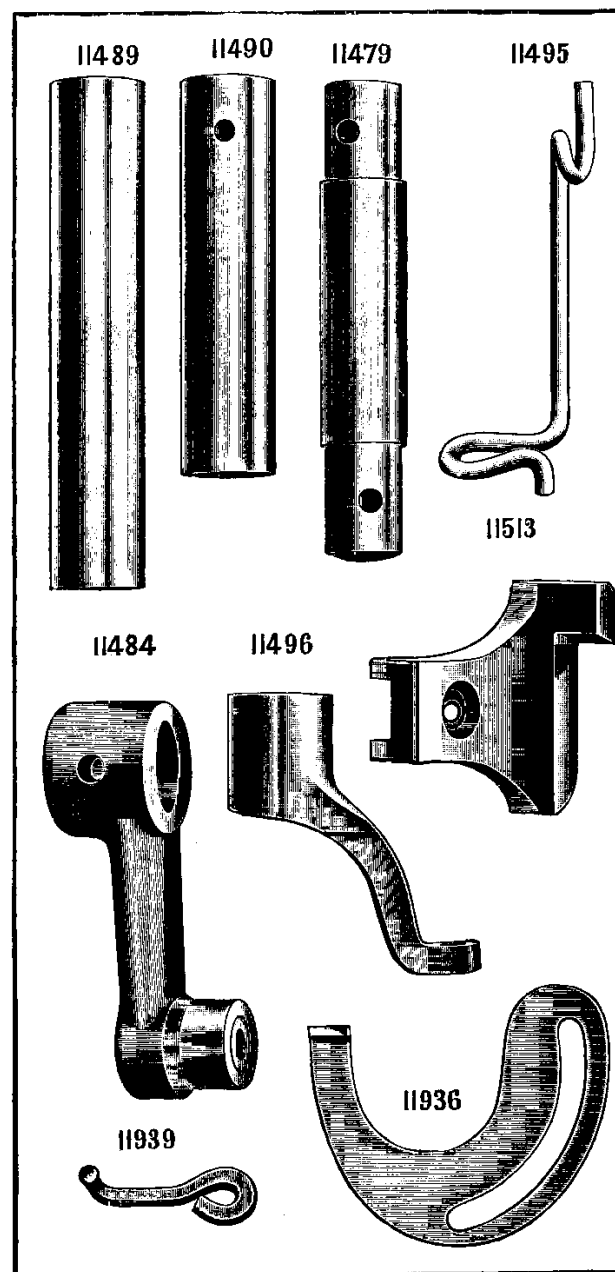


PLATE 853—FULL SIZE

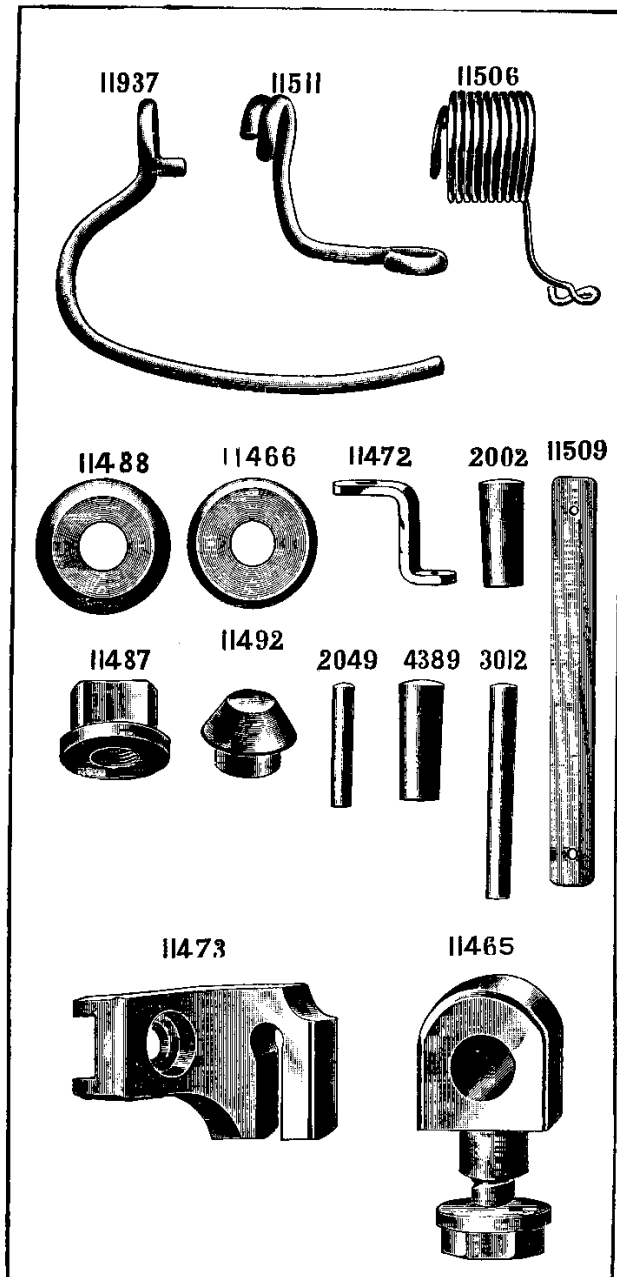


PLATE 855—ONE-FOURTH SIZE

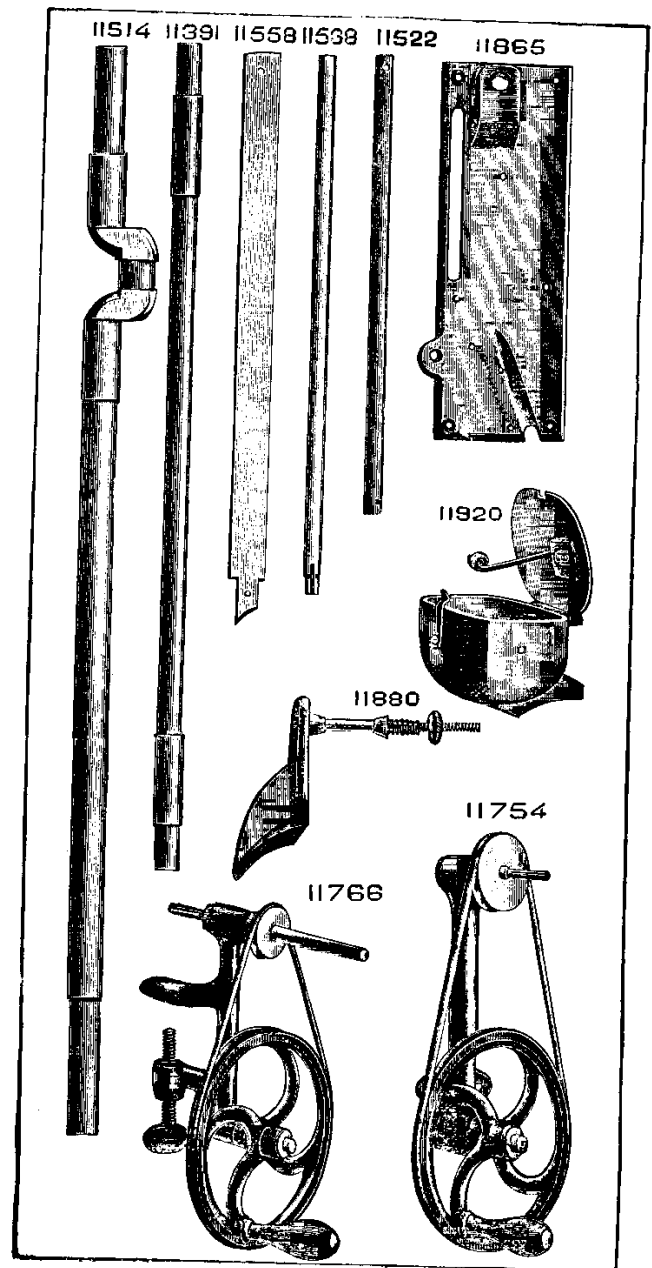


PLATE 856—ONE-HALF SIZE

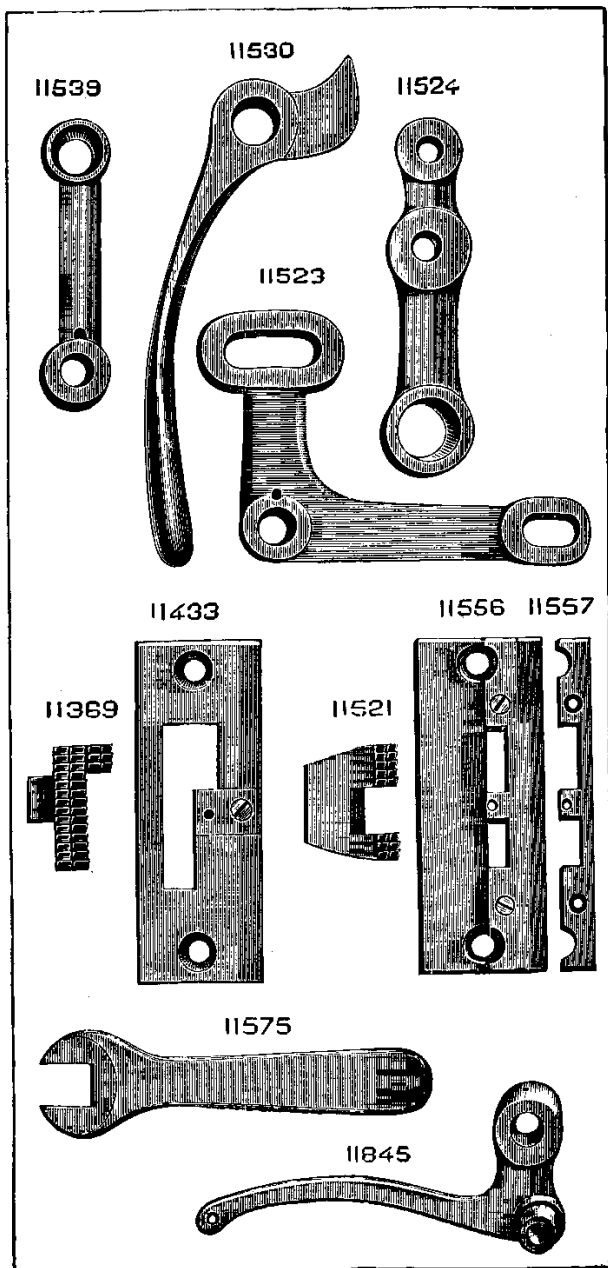


PLATE 858—ONE-HALF SIZE

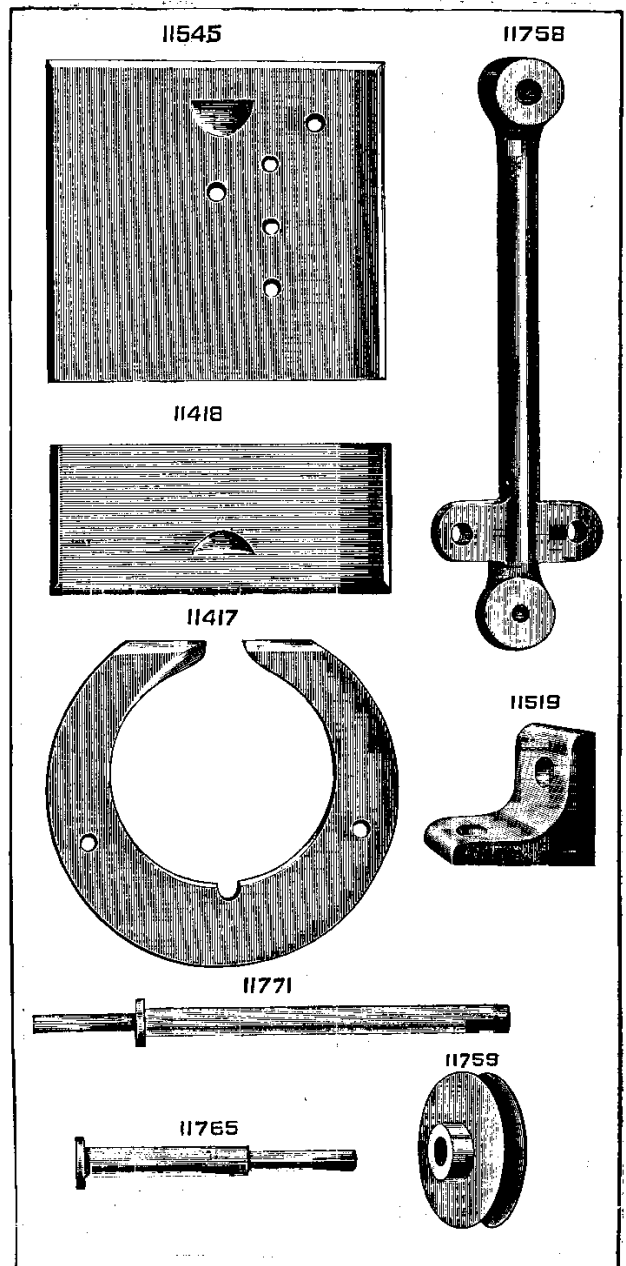


PLATE 859—ONE-HALF SIZE

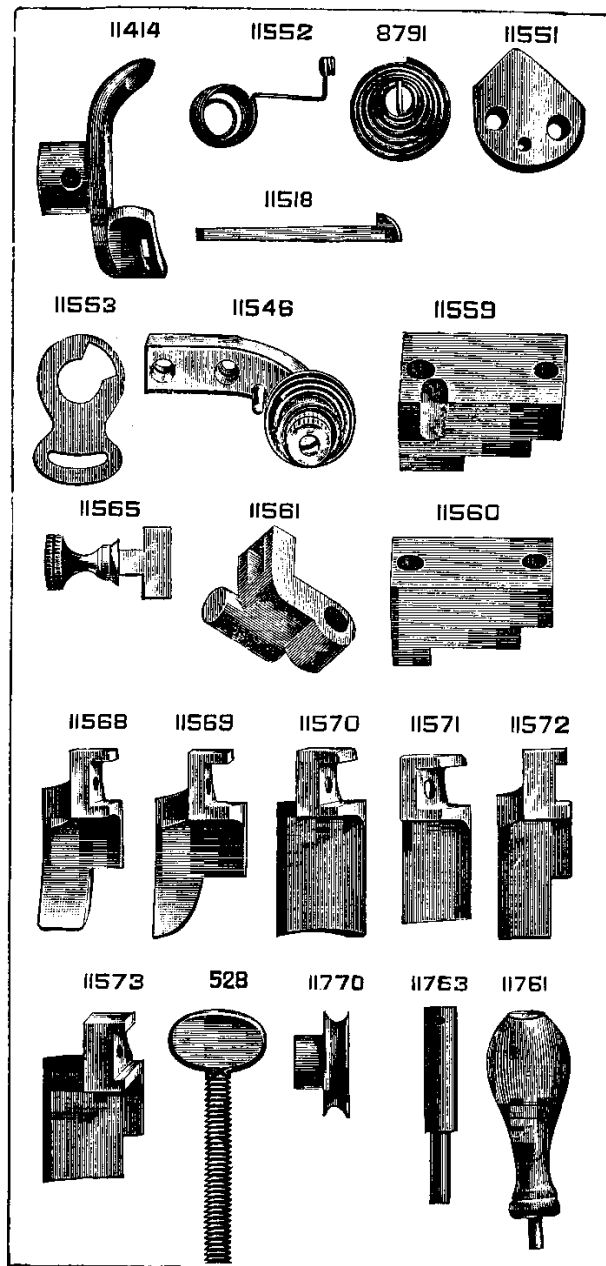


PLATE 860—FULL SIZE

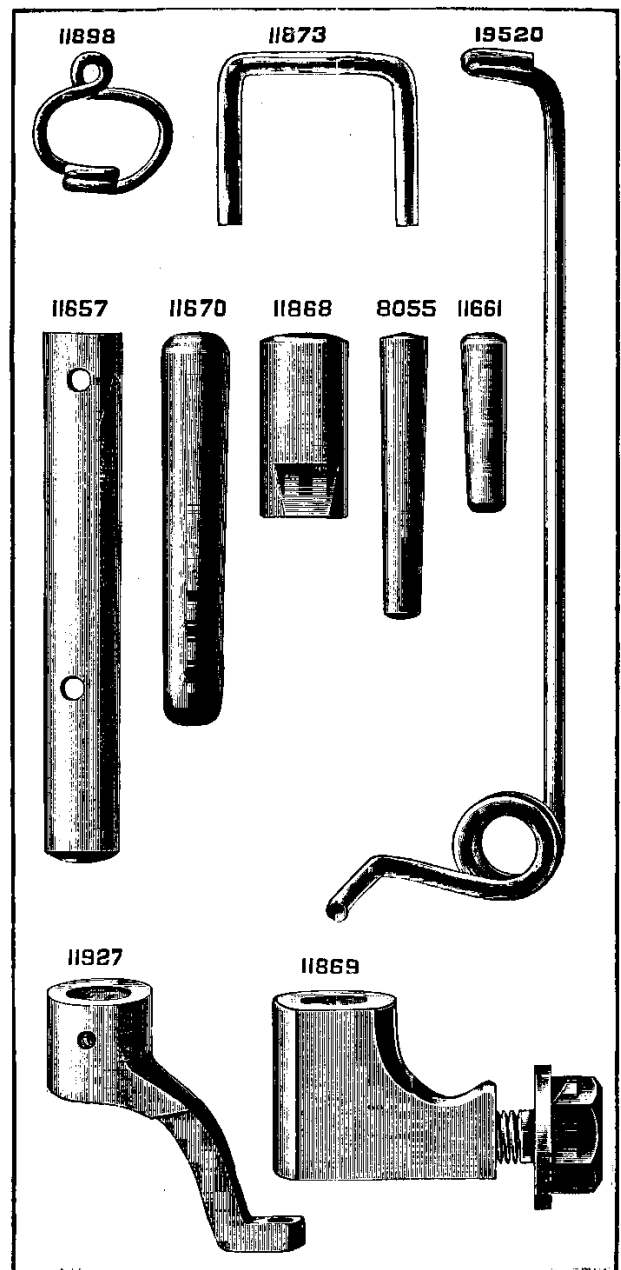


PLATE 862—FULL SIZE

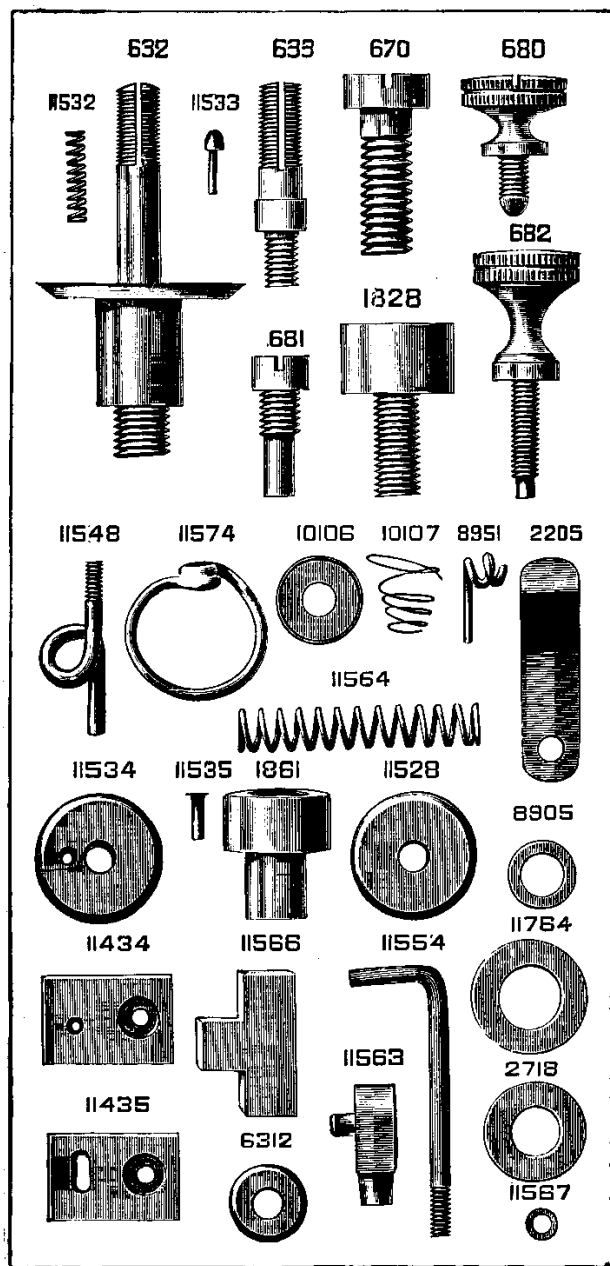


PLATE 869—FULL SIZE




PLATE 874—FULL SIZE

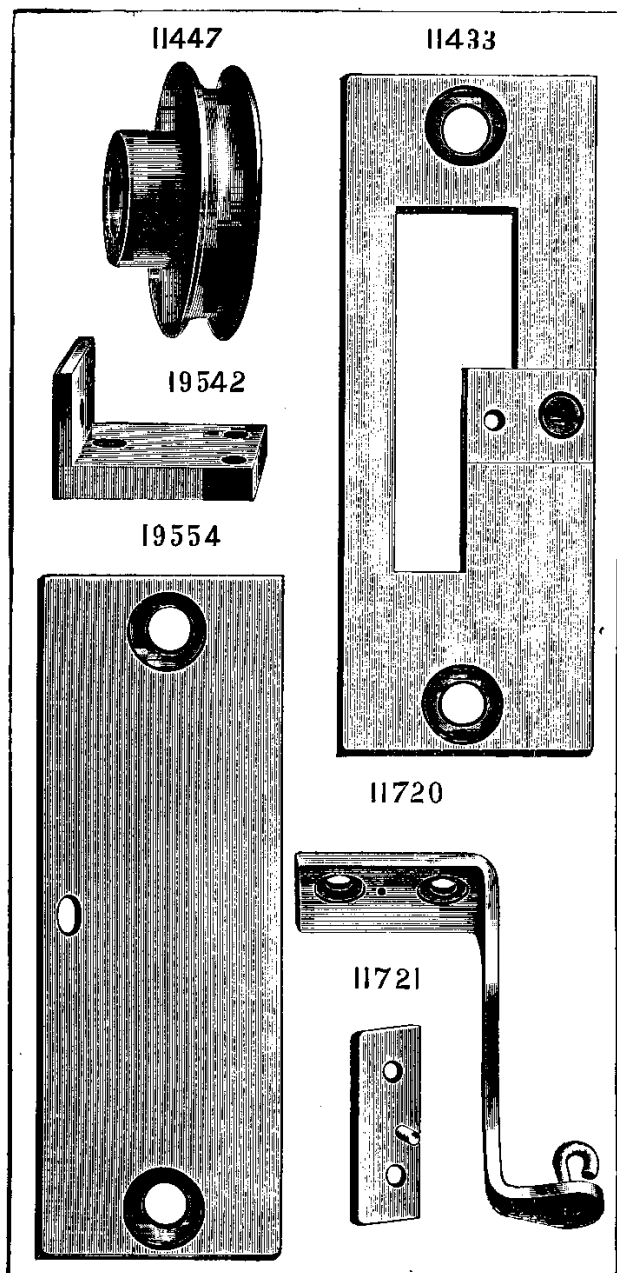


PLATE 875—FULL SIZE

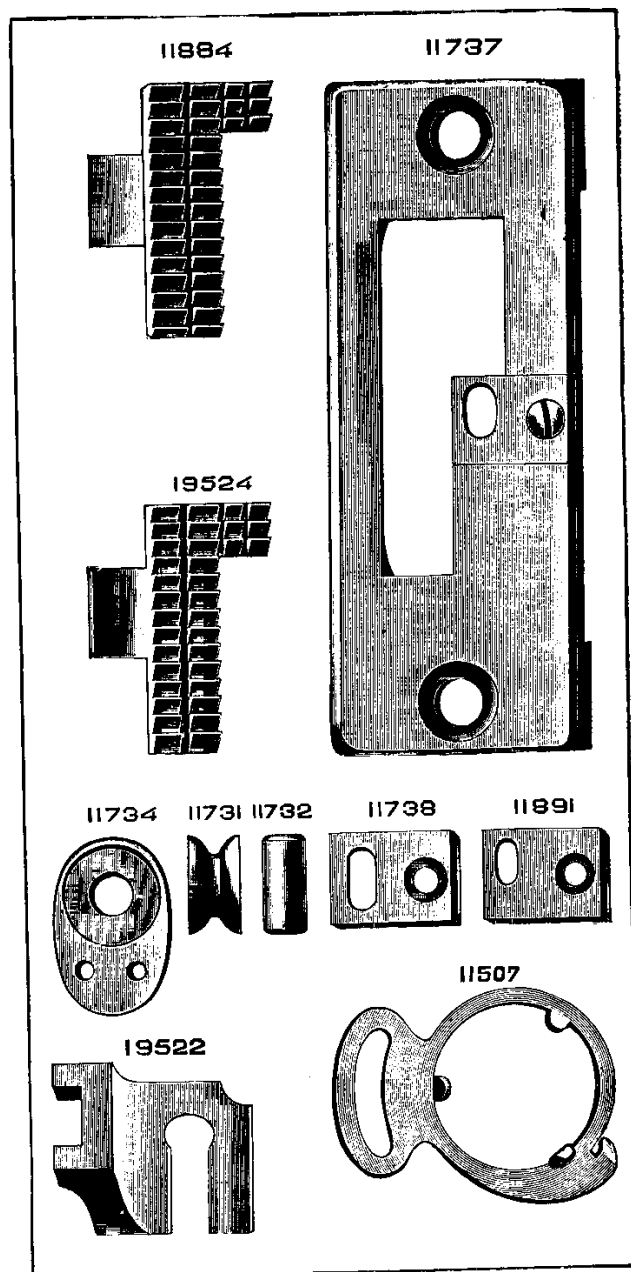


PLATE 882—ONE-HALF SIZE

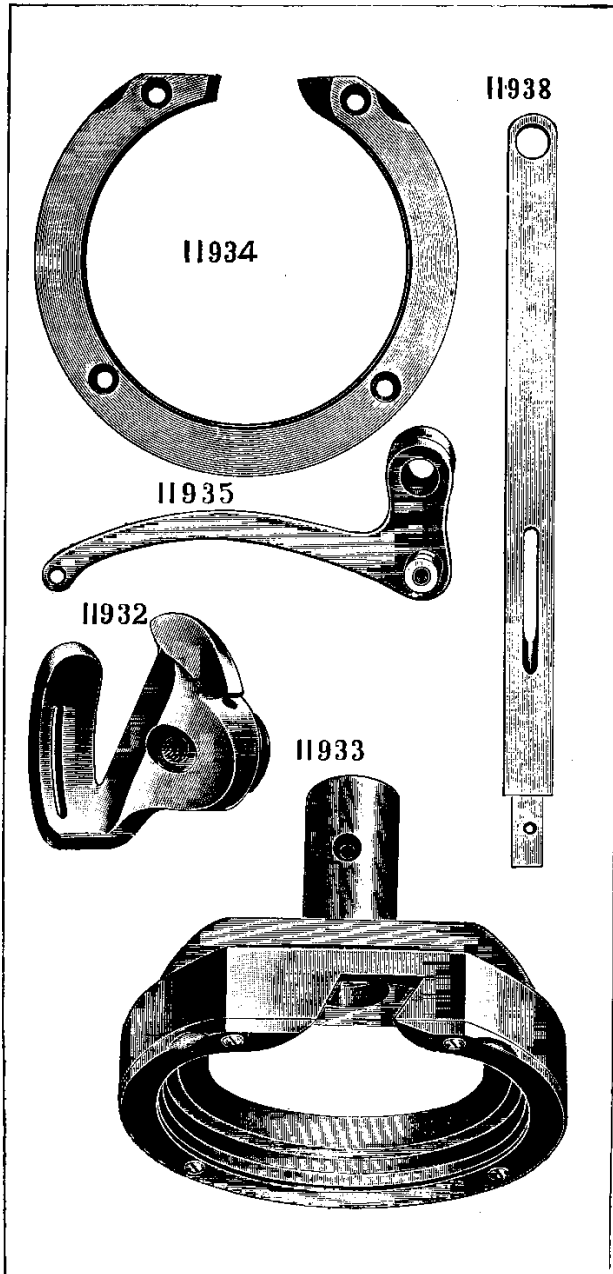


PLATE 883—FULL SIZE

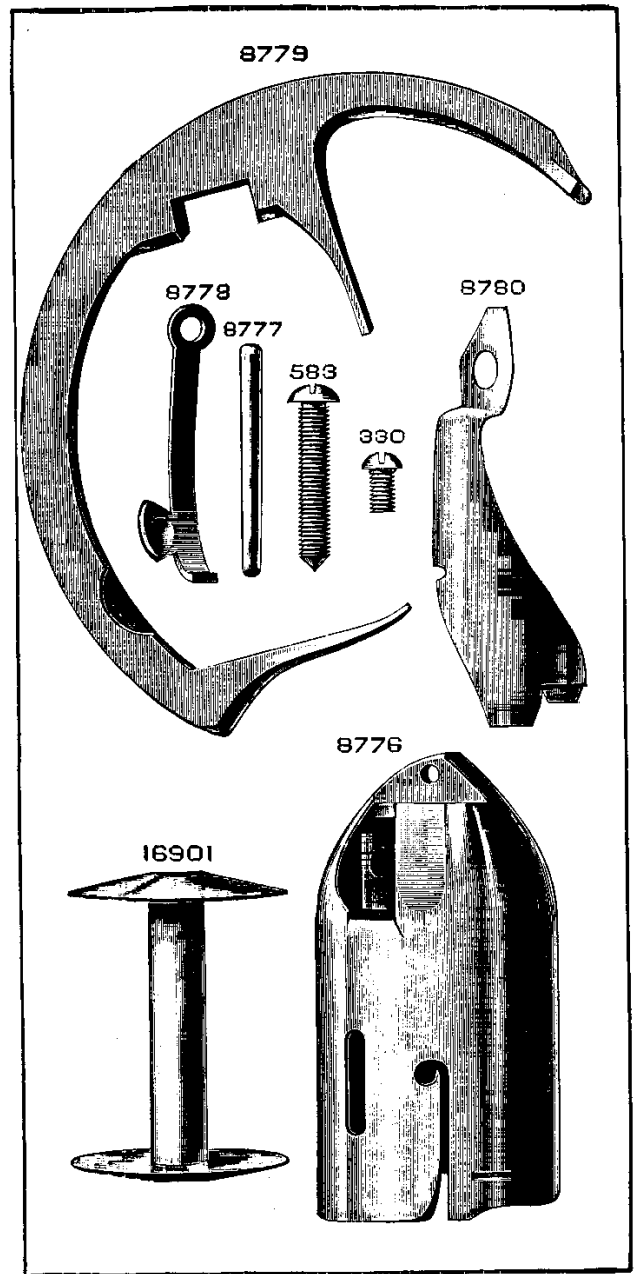


PLATE 887—FULL SIZE

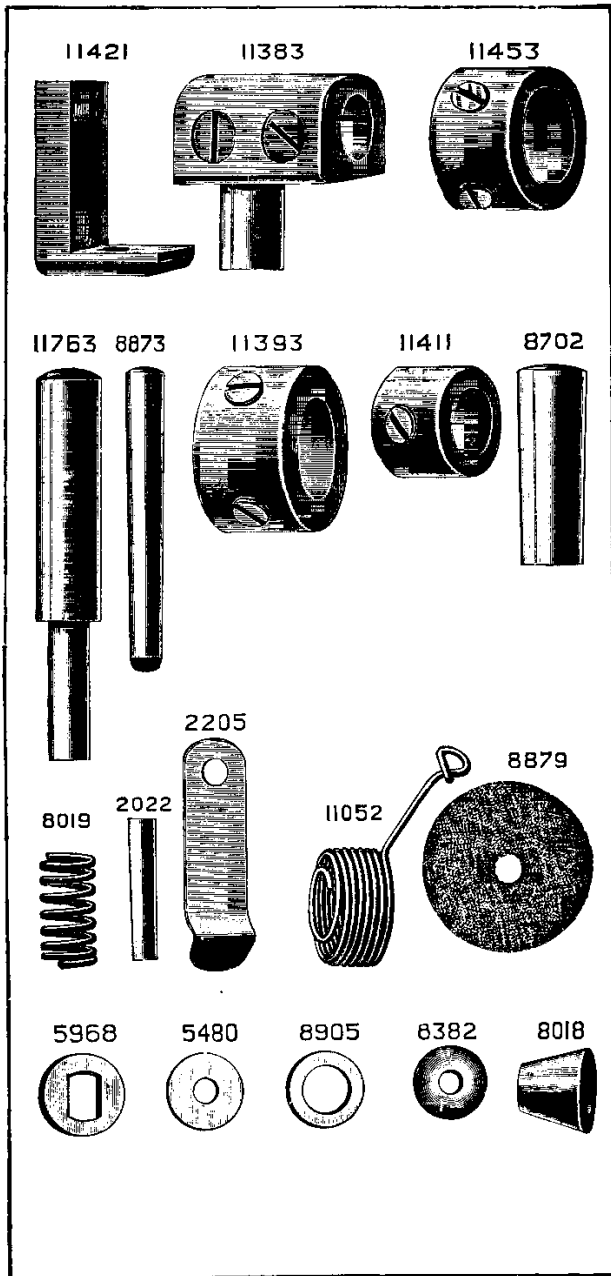


PLATE 888—FULL SIZE

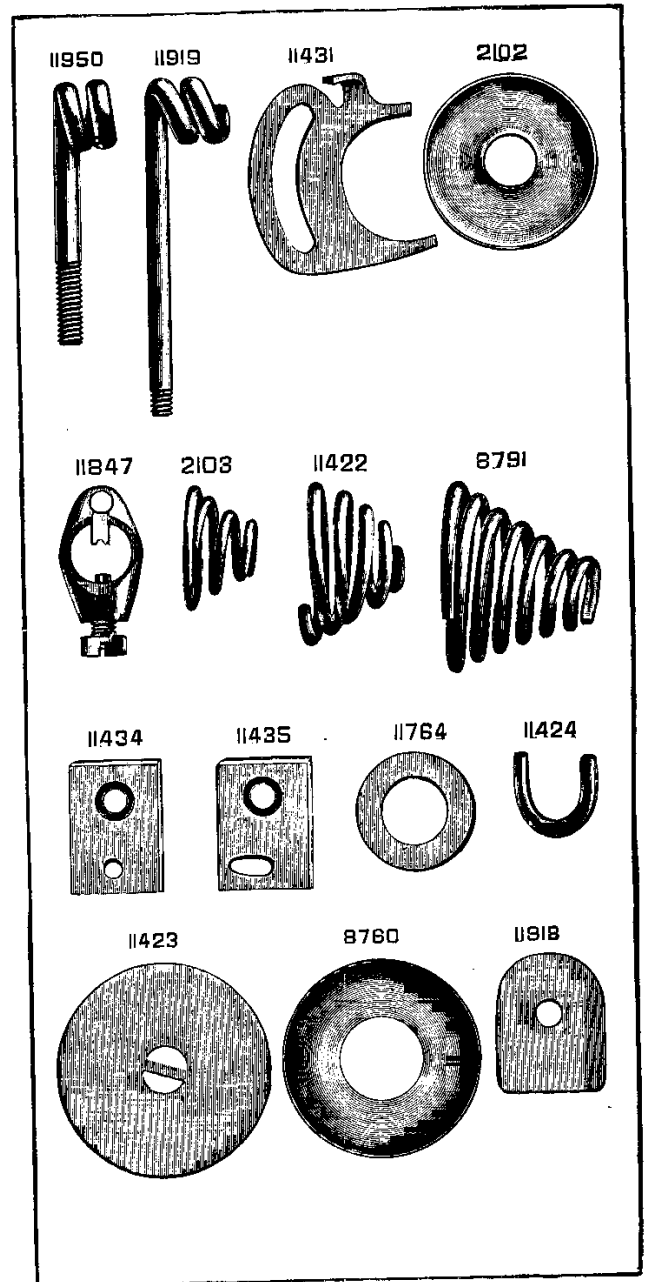


PLATE 889—FULL SIZE

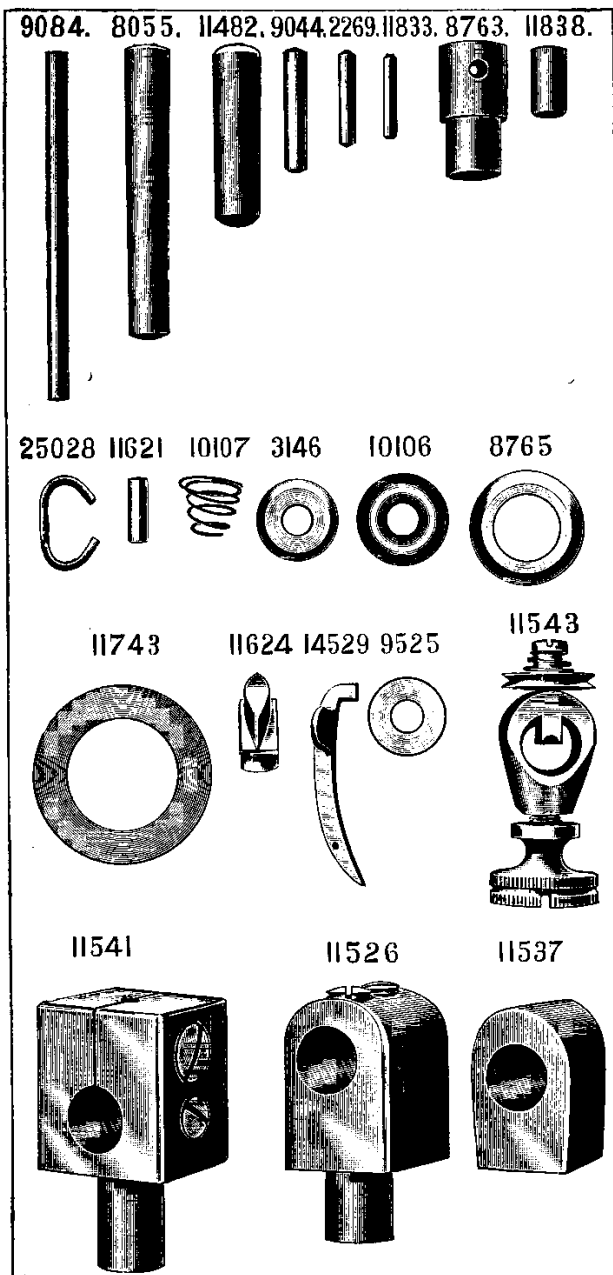


PLATE 890—FULL SIZE

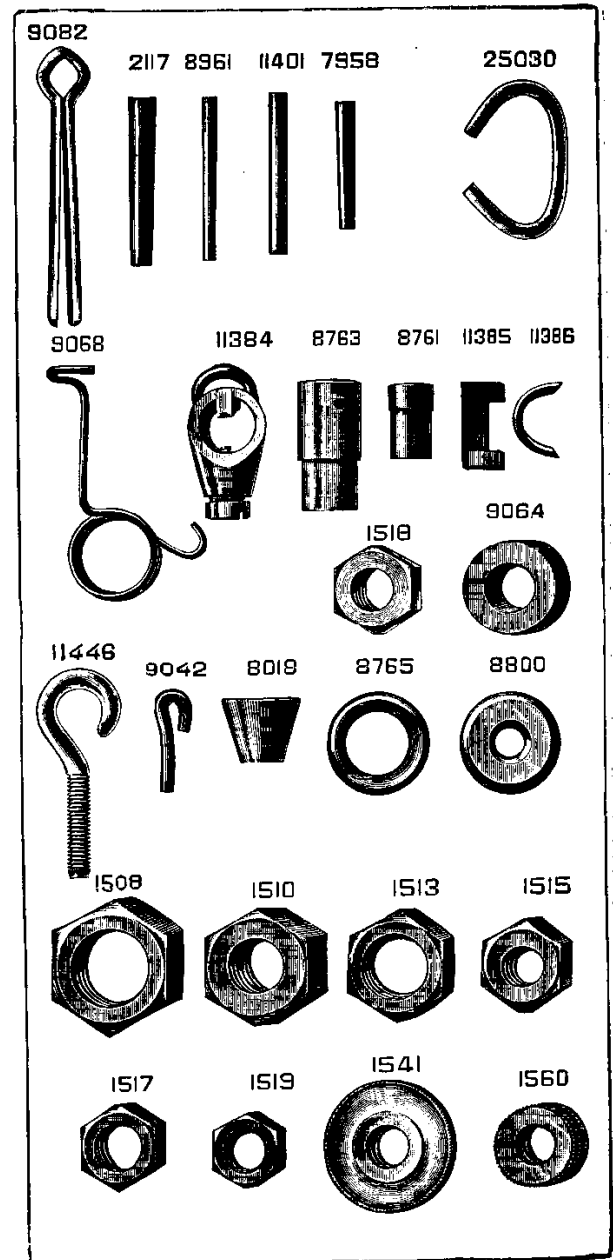


PLATE 891—ONE-HALF SIZE

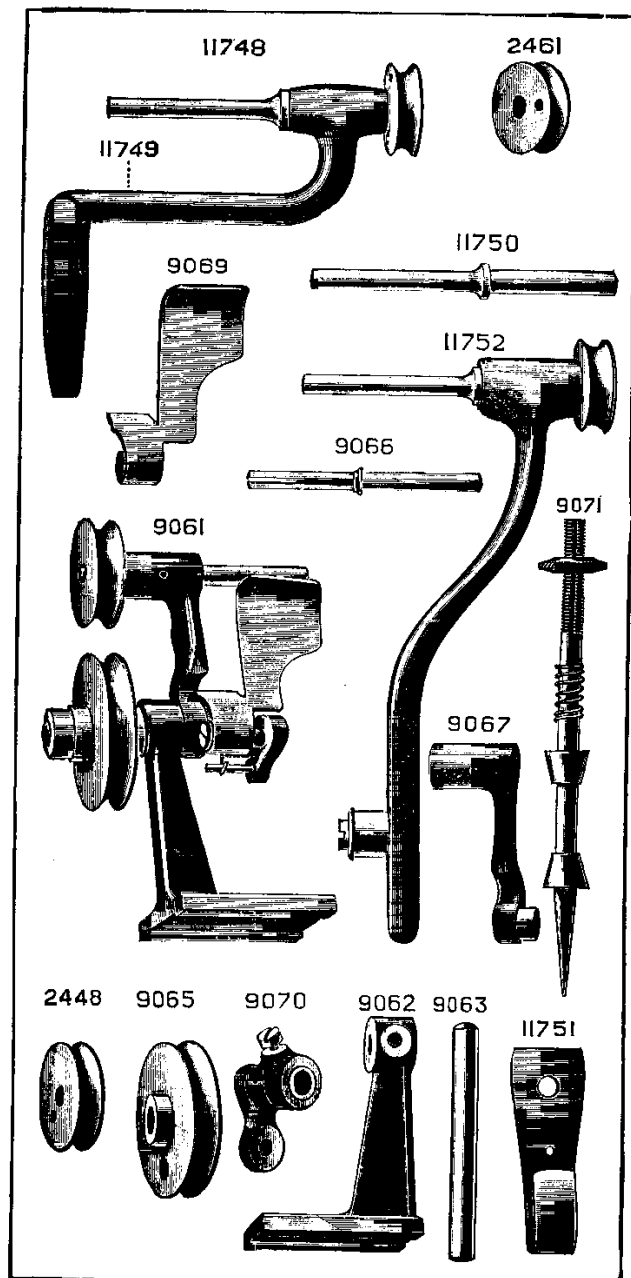


PLATE 892—ONE-HALF SIZE

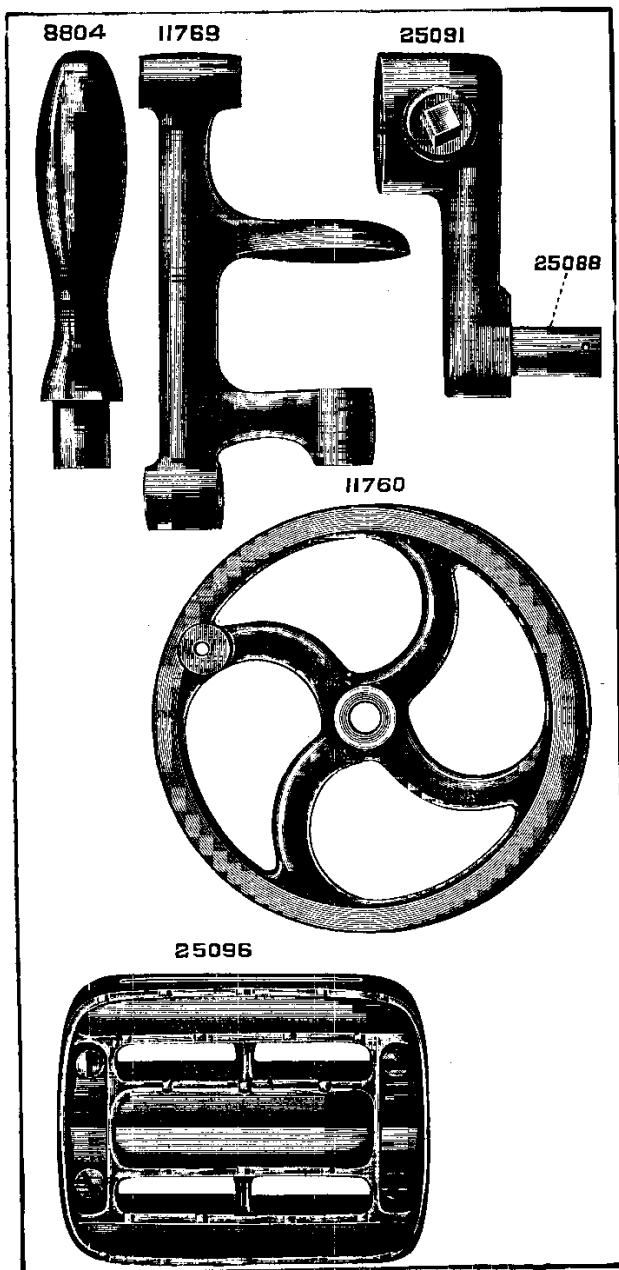


PLATE 893—FULL SIZE

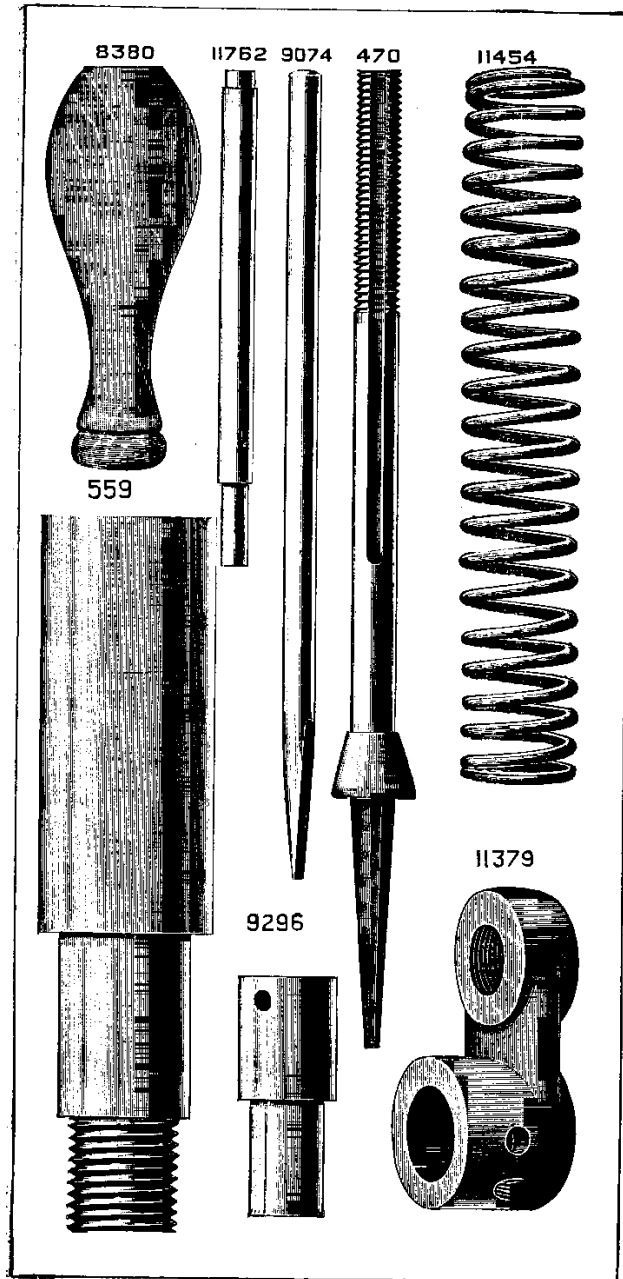


PLATE 894—ONE-HALF SIZE

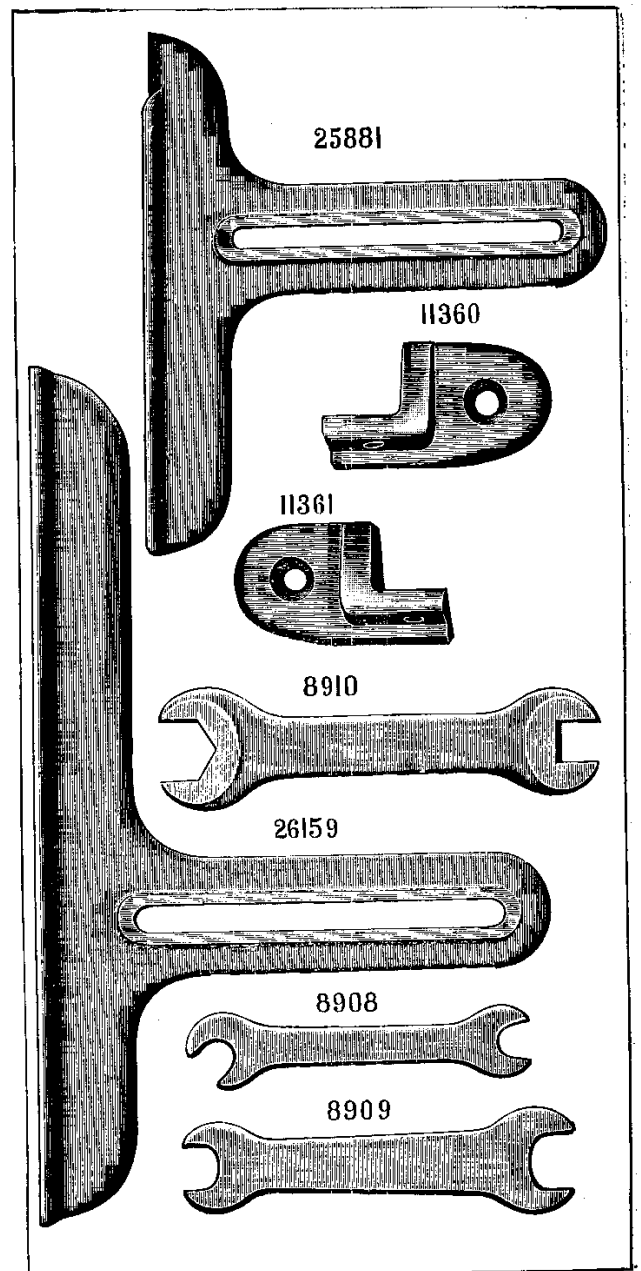


PLATE 895—ONE-HALF SIZE

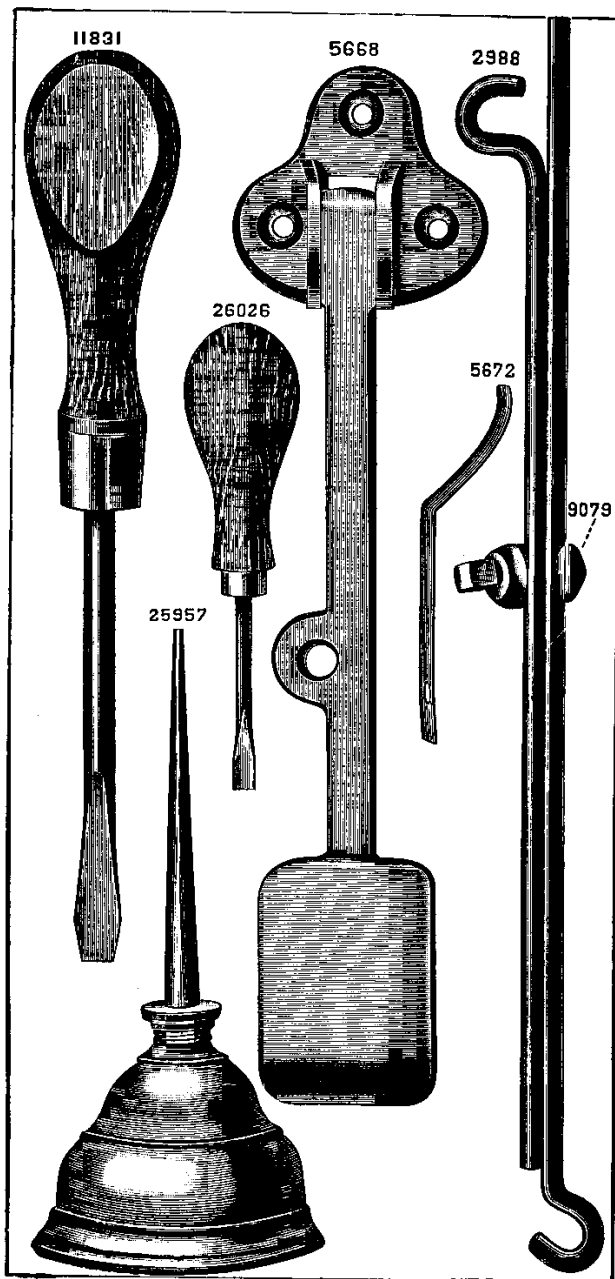


PLATE 896—ONE-EIGHTH SIZE




PLATE 897—FULL SIZE




PLATE 898—FULL SIZE




PLATE 899—FULL SIZE




PLATE 900—FULL SIZE




PLATE 901—FULL SIZE




PLATE 902—FULL SIZE




PLATE 903—FULL SIZE

