

SINGER
502W1

PRICE LIST

OF

PARTS



MACHINE No. 502w1

INDEX

	PAGE
ACCESSORIES.....	9
MACHINE No. 502w1.....	7
NUMERICAL LIST OF PARTS.....	11

THE SINGER MANUFACTURING COMPANY

Instructions for Ordering

In ordering from this list, use **ONLY** the **PART** number in the **FIRST** column.

The number stamped on a Sewing Machine Part is the number of the Single Part only, except when the part includes Set Screws, Clamping Screws, Studs and Rollers Spun on, Small Wires riveted, or Parts soldered together, etc., which it is necessary to furnish in combination.

Every combination of parts sent out has its specific number which, although not stamped on Parts (except in above cases) must be used when ordering the combination.

Each number always indicates the **SAME PART** in whatever list it appears, or for whatever Machine.

The letters after some of the numbers indicate the style of finish only, as follows:

- A. Hardened, Polished and Plated.
- B. Polished and Plated.
- C. Hardened only.
- D. Polished only.
- E. Soft, not polished.
- F. Hardened and Polished.
- H. Blued.

These letters **MUST BE USED** when they appear in the list and **AFTER** the number, as in the list.

The figures in the second column refer only to the plate in which the illustration of the part is shown and are **NOT TO BE USED** in ordering.

Two or more numbers over a cut indicate that the difference between such parts is not visible in an illustration.

Parts marked with an asterisk (*) are furnished only when repairs are made at the factory.

LIST OF PARTS COMPLETE FOR MACHINE No. 502w1

For Tip Scouring and Finishing Shoes.

No.	Plate	Name	Each
*260851	---	Blower Case (left)	\$ ---
*260852	---	" " (right) with two 200363c	---
200044E	14823	" " Screw (11)	03
200363c	14823	" " Set Screw	03
225249	14822	" Driving Pulley with two 201007c ..	65
201007c	14823	" " " Set Screw	03
*260855	---	" Fan	---
40025	14823	" " Position Pin	01
*260856	---	" " Shaft	---
260857	14821	" " " Pulley with 200363c	75
200363c	14823	" " " Set Screw	03
*260858	---	" Hood	---
200044E	14823	" " Screw (lower)	03
200008E	14823	" " " (upper)	07
202622	14823	" " " " Washer	01
*260859	---	" Pipe Connection Collar	---
200071E	14823	" " " " Screw (2)	03
260860	14822	Brush	1 25
260857	14821	" Driving Pulley with 200363c	75
200363c	14823	" " " Set Screw	03
260862	14821	" Shaft	85
204246	14823	" " Collar with two 200383c	20
200383c	14823	" " " Set Screw	02
260863	14822	Driving Pulley (loose)	1 50
260864	14822	" " (tight) with 200335c	3 00
200335c	14823	" " Set Screw	04
260865	14821	" " Shaft	30
260882	14821	Flexible Shaft	35
260877	14822	" " Arm with 200335c and 200363c	2 00
200335c	14823	Flexible Shaft Arm Set Screw	04
260878	14823	" " Collar with 200386c	50
200386c	14823	" " " Set Screw	02
260883	14823	" " Driving Shaft with 200393c ..	1 00
200393c	14823	" " " " Set Screw ..	02
260879	14823	" " Holder	12
200041E	14823	" " Screw	05
201526H	14823	" " " " Nut	03

No.	Plate	Name	Each
228032	14823	Flexible Shaft Holder Screw Nut Washer	\$ 01
260884	14824	" " Protector (lower)	1 25
260885	14824	" " " " Spring	05
260886	14821	" " " (upper)	1 00
200363c	14823	" " " " Set Screw	03
260880	14821	" " Pulley with 200363c	75
200363c	14823	" " " " Set Screw	03
260876	14821	Flexible Shaft complete, Nos. 260882 to 260887	5 25
*260866	---	Frame	---
260867	14825	Scouring Disc (large)	Per 100 75
260869	14821	" " " Driving Pulley with 200363c	75
200363c	14823	Scouring Disc (large) Driving Pulley Set Screw	03
260870	14821	Scouring Disc (large) Driving Shaft	75
260871	14824	" " " " Collar with 200437c	60
260872	14824	Scouring Disc (large) Stud	75
200437c	14823	" " " " Position Screw	06
260873	14825	" " " Washer (rubber)	75
260874	14825	" " (small)	Per 100 65
260857	14821	" " " Driving Pulley with 200363c	75
200363c	14823	Scouring Disc (small) Driving Pulley Set Screw	03
260887	14824	Scouring Disc (small) Driving Stud with 201188c	2 00
201188c	14823	Scouring Disc (small) Driving Stud Set Screw	02
200153F	14823	Scouring Disc (small) Screw	06
228032	14823	" " " " Washer	01
260881	14825	" " " Washer (rubber)	65

ACCESSORIES

No.	Plate	Name	Each
226284	---	Belt Punch Jaw (left)	\$ 20
226285	---	" " " (right)	20
200914c	---	" " " Hinge Screw	05
226288	---	" " " Spring (spiral)	02
226289	---	" Punching Tube (medium hole)	08
226287	---	" " " Anvil (brass)	05
226290	14825	Belt Punch complete, Nos. 200914c, 226284, 226285 and 226287 to 226289	60
260853	---	Blower Driving Belt, size $\frac{1}{4}$ in. diam., length 39 $\frac{1}{4}$ in., with 226319	15
226319	14823	Blower Driving Belt Hook	01
260861	---	Brush Driving Belt, size $\frac{1}{4}$ in., diam., length 41 $\frac{1}{4}$ in., with 226319	15
226319	14823	Brush Driving Belt Hook	01
260694	14825	Frame Screw	25
260783	14825	" " Washer	03
36578	14825	Oiler with 36579	10
36579	14825	" Spout, 3 in. long	06
260867	14825	Scouring Disc (large) (100)	Per 100 75
260868	---	" " " Driving Belt, size $\frac{1}{4}$ in. diam., length 43 $\frac{1}{4}$ in., with 226319	15
226319	14823	Scouring Disc (large) Driving Belt Hook	01
260874	14825	" " (small) (100)	Per 100 65
260875	---	" " " Driving Belt, size $\frac{3}{8}$ in. diam., length 16 $\frac{1}{4}$ in., with 226319	10
226319	14823	Scouring Disc (small) Driving Belt Hook	01
225498	14825	Screw Driver, 7 $\frac{1}{4}$ in. long	15

NUMERICAL LIST OF PARTS
FOR
MACHINE No. 502w1

NUMERICAL LIST OF PARTS

No.	Plate	Name	Each
36578	14825	Oiler with 36579	10
36579	14825	" Spout, 3 in. long, for 36578	06
40025	14823	Blower Fan Position Pin	01
200008e	14823	" Hood Screw (upper)	07
200041e	14823	Flexible Shaft Holder Screw	05
200044e	14823	Blower Case Screw	03
200044e	14823	" Hood Screw (lower)	03
200071e	14823	" Pipe Connection Collar Screw	03
200153e	14823	Scouring Disc (small) Screw	06
200335e	14823	Driving Pulley Set Screw, for 260861	01
200335e	14823	Flexible Shaft Arm Set Screw, for 260877	01
200363e	14823	Blower Case Set Screw, for 260852	03
200363e	14823	" Fan Shaft Pulley Set Screw, for 260857	03
200363e	14823	Brush Driving Pulley Set Screw, for 260857	03
200363e	14823	Flexible Shaft Protector (upper) Set Screw, for 260877	03
200363e	14823	Flexible Shaft Pulley Set Screw, for 260880	03
200363e	14823	Scouring Disc (large) Driving Pulley Set Screw, for 260869	03
200363e	14823	Scouring Disc (small) Driving Pulley Set Screw, for 260857	03
200383e	14823	Brush Shaft Collar Set Screw, for 204246	02
200386e	14823	Flexible Shaft Collar Set Screw, for 260878	02
200393e	14823	Flexible Shaft Driving Shaft Set Screw, for 260883	02
200437e	14823	Scouring Disc (large) Stud Position Screw, for 260871	06
200914e	---	Belt Punch Jaw Hinge Screw, for 225290	05
201007e	14823	Blower Driving Pulley Set Screw, for 225249	03
201188e	14823	Scouring Disc (small) Driving Stud Set Screw, for 260887	02
201526u	14823	Flexible Shaft Holder Screw Nut	03
202622	14823	Blower Hood Screw (upper) Washer	01
204246	14823	Brush Shaft Collar with two 200383e	20
225249	14822	Blower Driving Pulley with two 201007e	65
225498	14825	Screw Driver, 7 1/2 in. long	15
226284	---	Belt Punch Jaw (left), for 226290	20
226285	---	" " (right), for 226290	20

Nos. 226287 to 226289, for 226290.

No.	Plate	Name	Each
226287	—	Belt Punching Tube Anvil (brass)	\$ 05
226288	—	" Punch Jaw Spring (spiral)	02
226289	—	" Punching Tube (medium hole)	08
226290	14825	Belt Punch complete, Nos. 200914c, 226284, 226285 and 226287 to 226289	60
226319	14823	Blower Driving Belt Hook, for 260853	01
226319	14823	Brush Driving Belt Hook, for 260861	01
226319	14823	Scouring Disc (large) Driving Belt Hook, for 260868	01
226319	14823	Scouring Disc (small) Driving Belt Hook, for 260875	01
228032	14823	Flexible Shaft Holder Screw Nut Washer	01
228032	14823	Scouring Disc (small) Screw Washer	01
260694	14825	Frame Screw	25
260783	14825	" " Washer	03
*260851	—	Blower Case (left)	—
*260852	—	" " (right) with two 200363c	—
260853	—	" Driving Belt, size $\frac{3}{4}$ in. diam., length 39 $\frac{1}{2}$ in., with 226319	15
*260855	—	Blower Fan	—
*260856	—	" " Shaft	—
260857	14821	" " Pulley with 200363c	75
260857	14821	Brush Driving Pulley with 200363c	75
260857	14821	Scouring Disc (small) Driving Pulley with 200363c	75
*260858	—	Blower Hood	—
*260859	—	" Pipe Connection Collar	—
260860	14822	Brush	1 25
260861	—	" Driving Belt, size $\frac{3}{4}$ in. diam., length 41 $\frac{1}{2}$ in., with 226319	15
260862	14821	Brush Shaft	85
260863	14822	Driving Pulley (loose)	1 50
260864	14822	" " (tight) with 200335c	3 00
260865	14821	" " Shaft	30
*260866	—	Frame	—
260867	14825	Scouring Disc (large) Per 100	75
260868	—	" " " Driving Belt, size $\frac{3}{4}$ in. diam., length 43 $\frac{1}{2}$ in., with 226319	15
260869	14821	Scouring Disc (large) Driving Pulley with 200363c	75
260870	14821	Scouring Disc (large) Driving Shaft	75
260871	14824	" " " " " Col- lar with 200437c	60
260872	14824	Scouring Disc (large) Stud	75
260873	14825	" " " Washer (rubber)	75
260874	14825	" " (small) Per 100	65

No.	Plate	Name	Each
260875	—	Scouring Disc (small) Driving Belt, size $\frac{3}{8}$ in. diam., length 16 $\frac{1}{2}$ in., with 226319	\$ 10
260876	14821	Flexible Shaft complete, Nos. 260882 to 260887	5 25
260877	14822	Flexible Shaft Arm with 200335c and 200363c	2 00
260878	14823	Flexible Shaft Collar with 200386c	50
260879	14823	" " Holder	12
260880	14821	" " Pulley with 200363c	75
260881	14825	Scouring Disc (small) Washer (rubber)	65
Nos. 260882 to 260887, for 260876.			
260882	14821	Flexible Shaft	35
260883	14823	" " Driving Shaft with 200393c	1 00
260884	14824	" " Protector (lower)	1 25
260885	14824	" " " " Spring	05
260886	14821	" " " (upper)	1 00
260887	14824	Scouring Disc (small) Driving Stud with 201188c	2 00

**ILLUSTRATIONS OF PARTS
FOR
MACHINE No. 502w1**

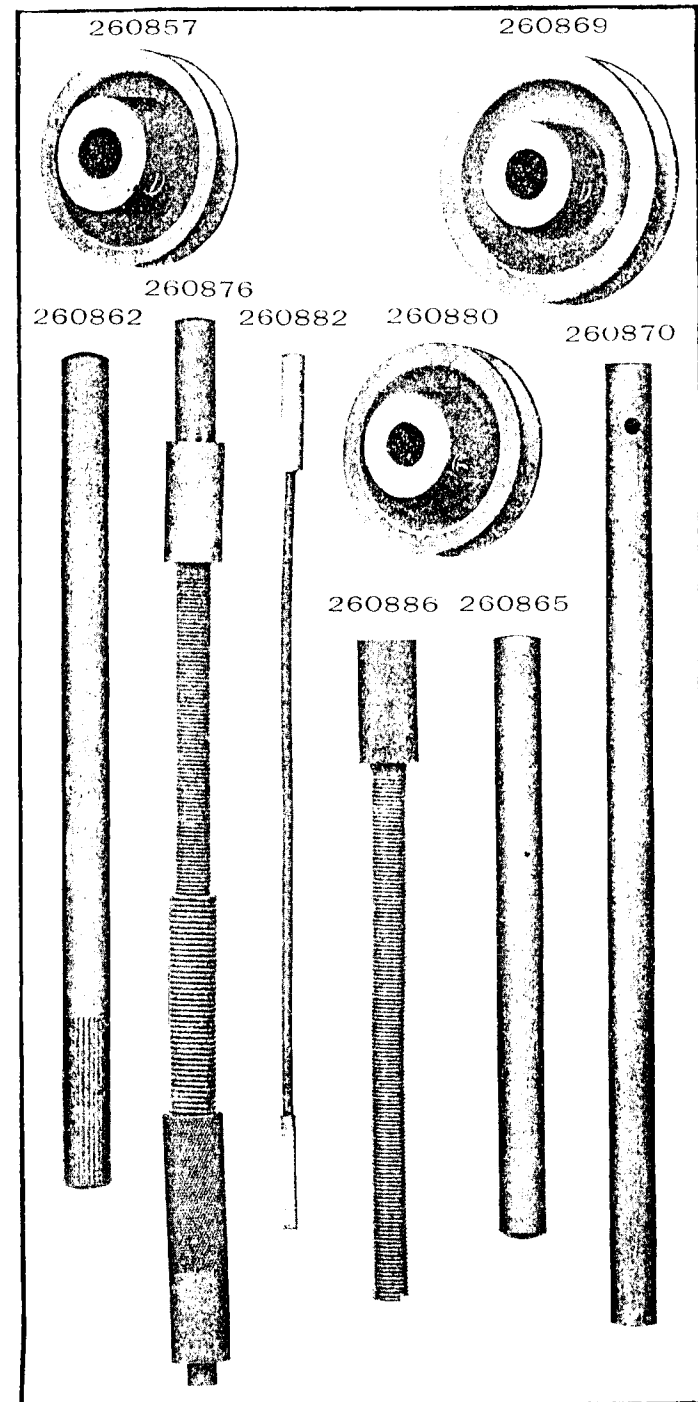


PLATE 14822-ONE-FOURTH SIZE




PLATE 14823-FULL SIZE

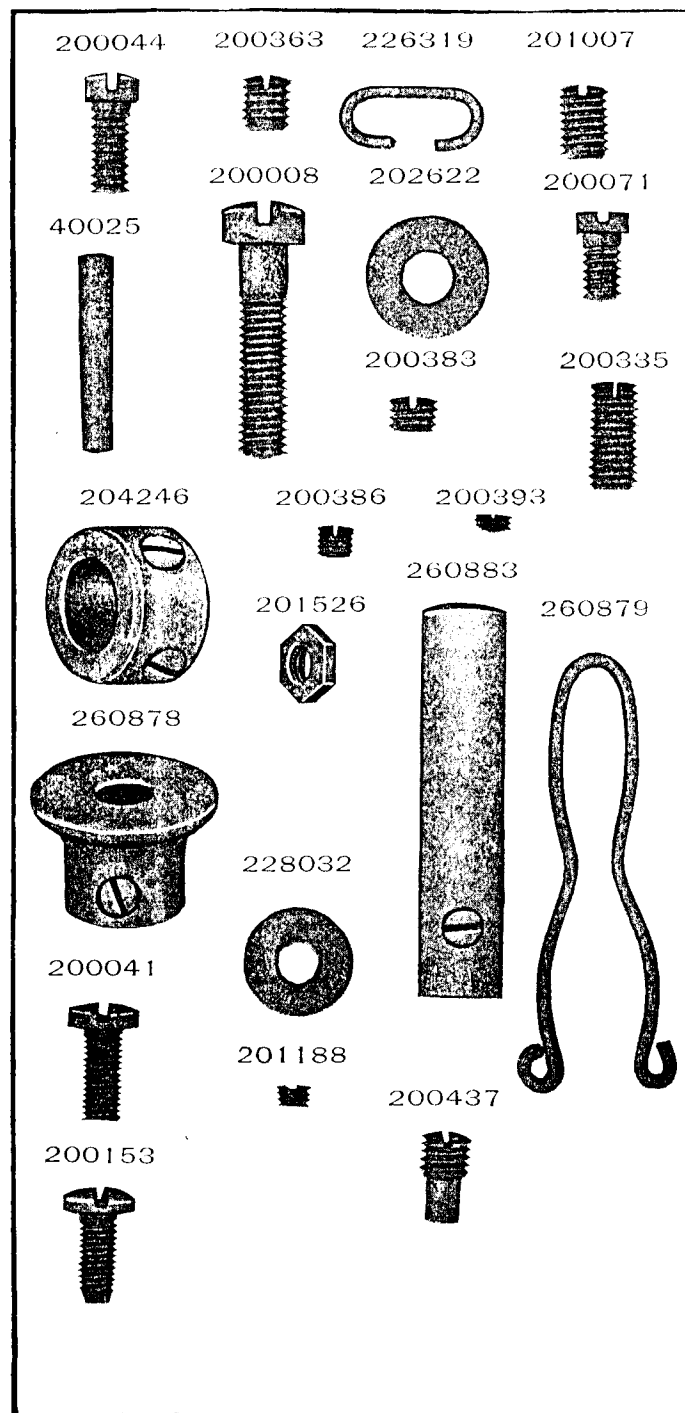


PLATE 14824-FULL SIZE

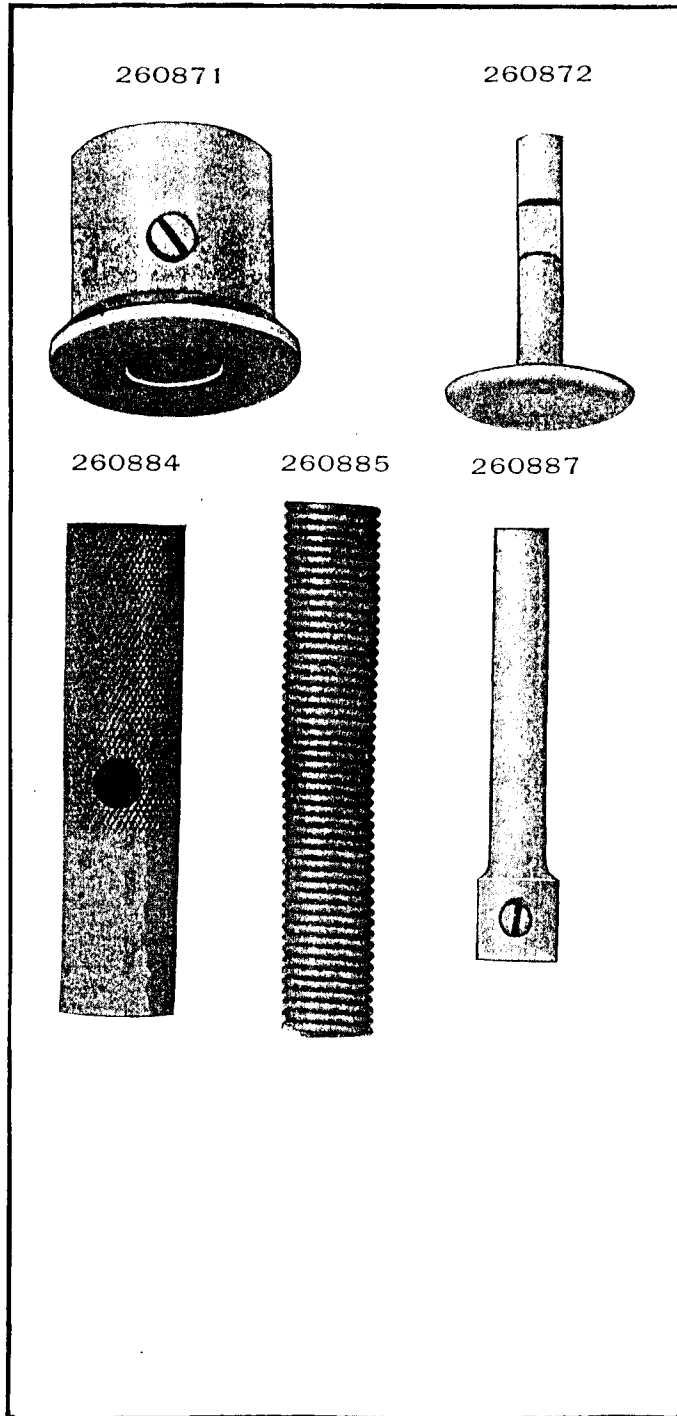


PLATE 14825-ONE-HALF SIZE

