

SINGER
46K54

Form K4671
(461)

ILLUSTRATED
LIST OF PARTS


FOR

No. 46K54 MACHINE

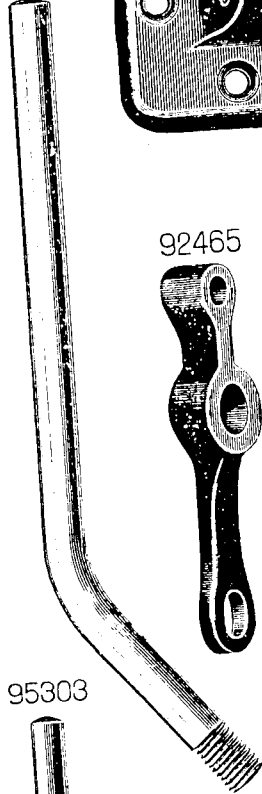


**A Trademark of THE SINGER MANUFACTURING COMPANY

92470




92464



95303



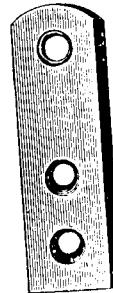
92466




92465



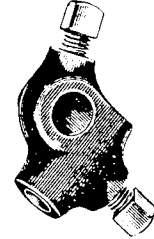
95304




2767



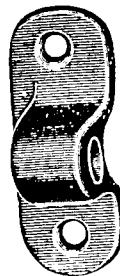
6337



92469



82479



92008



2766



180



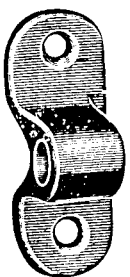
210



SS345



82479



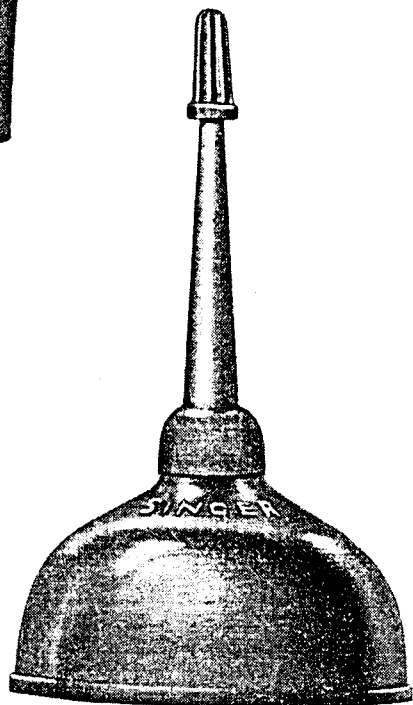
161294



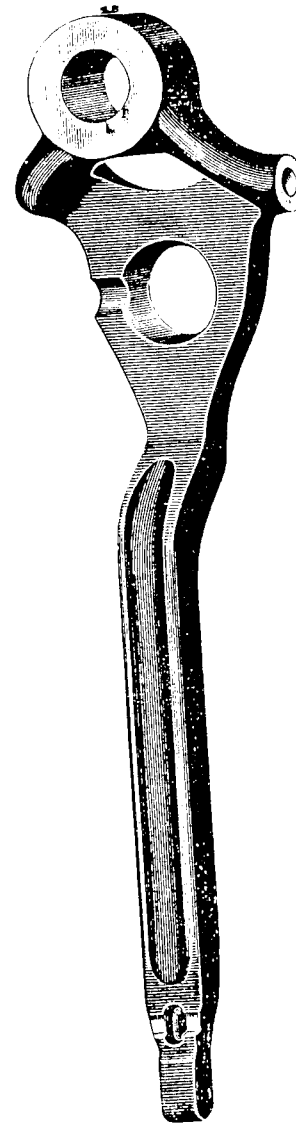
86405



86720



62301

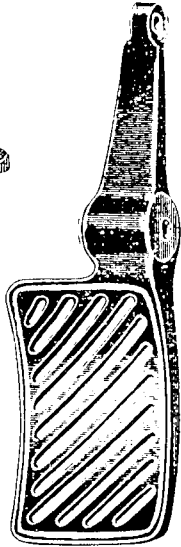
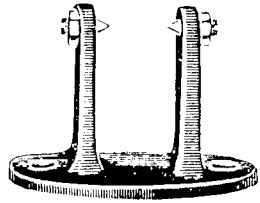


94557

89188

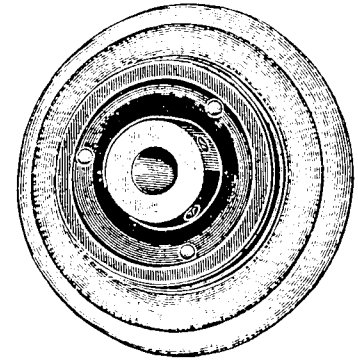
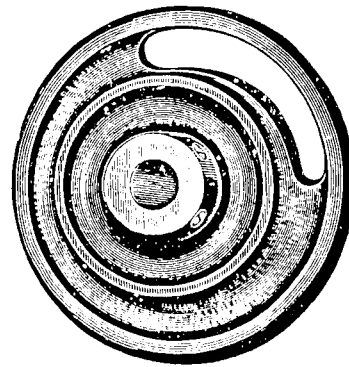
89186

97524



95212

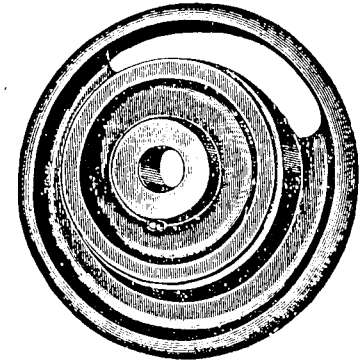
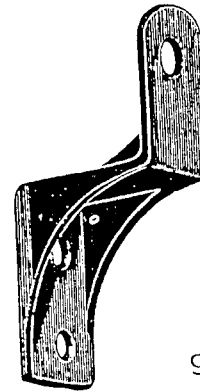
95208



95209

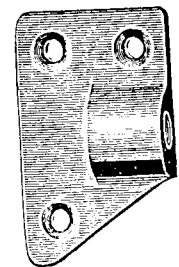
94698

95308




95457

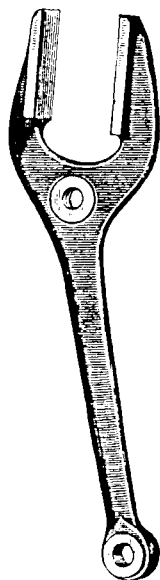
95458




95213



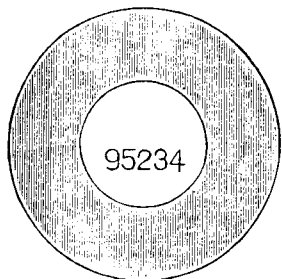

92041



95661




95658



95234


95396



94967




92266




92384



92282




92267




95334



95319



92293



95322



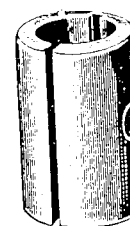
92268



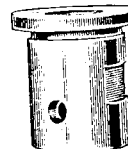
95320



95326

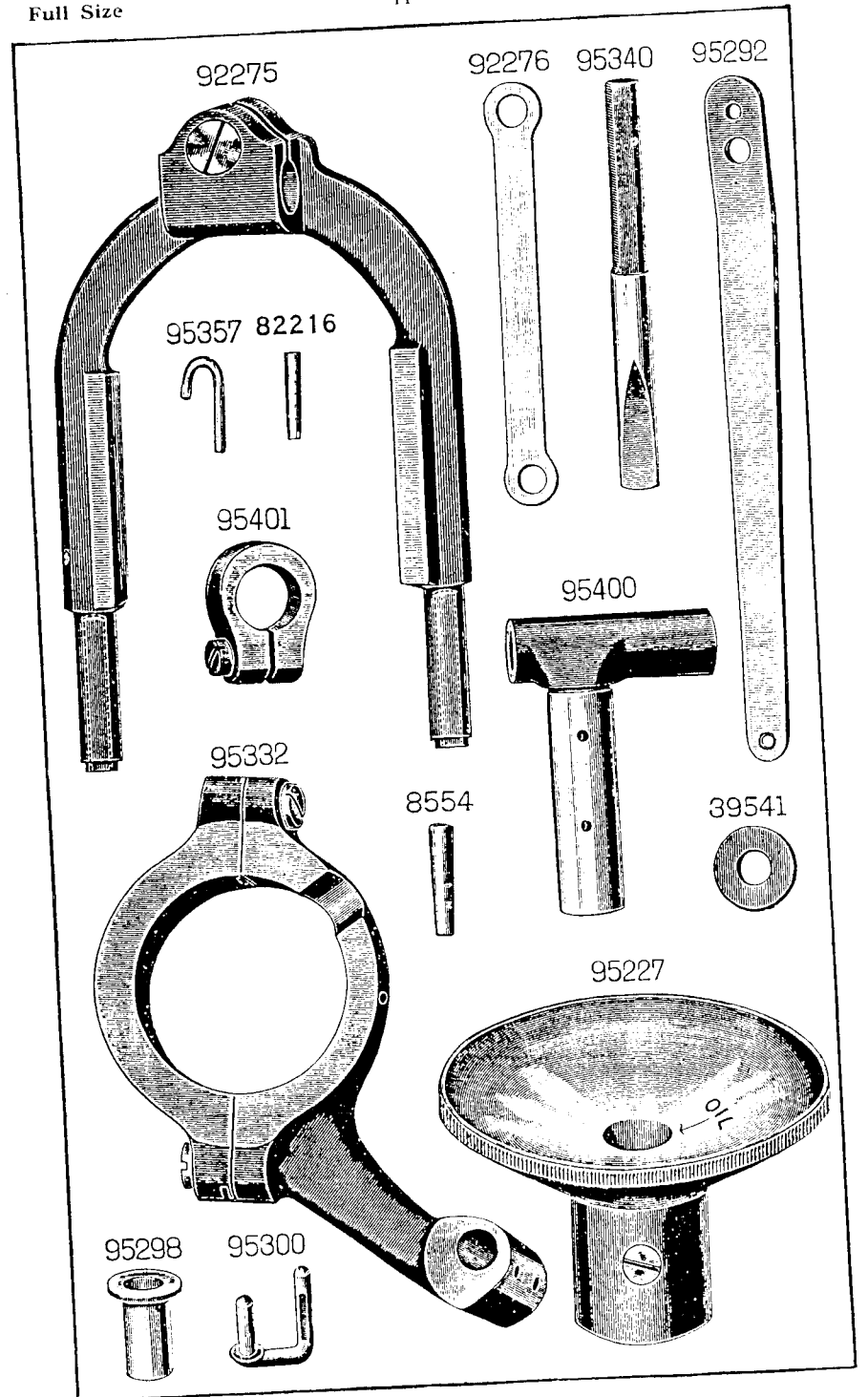
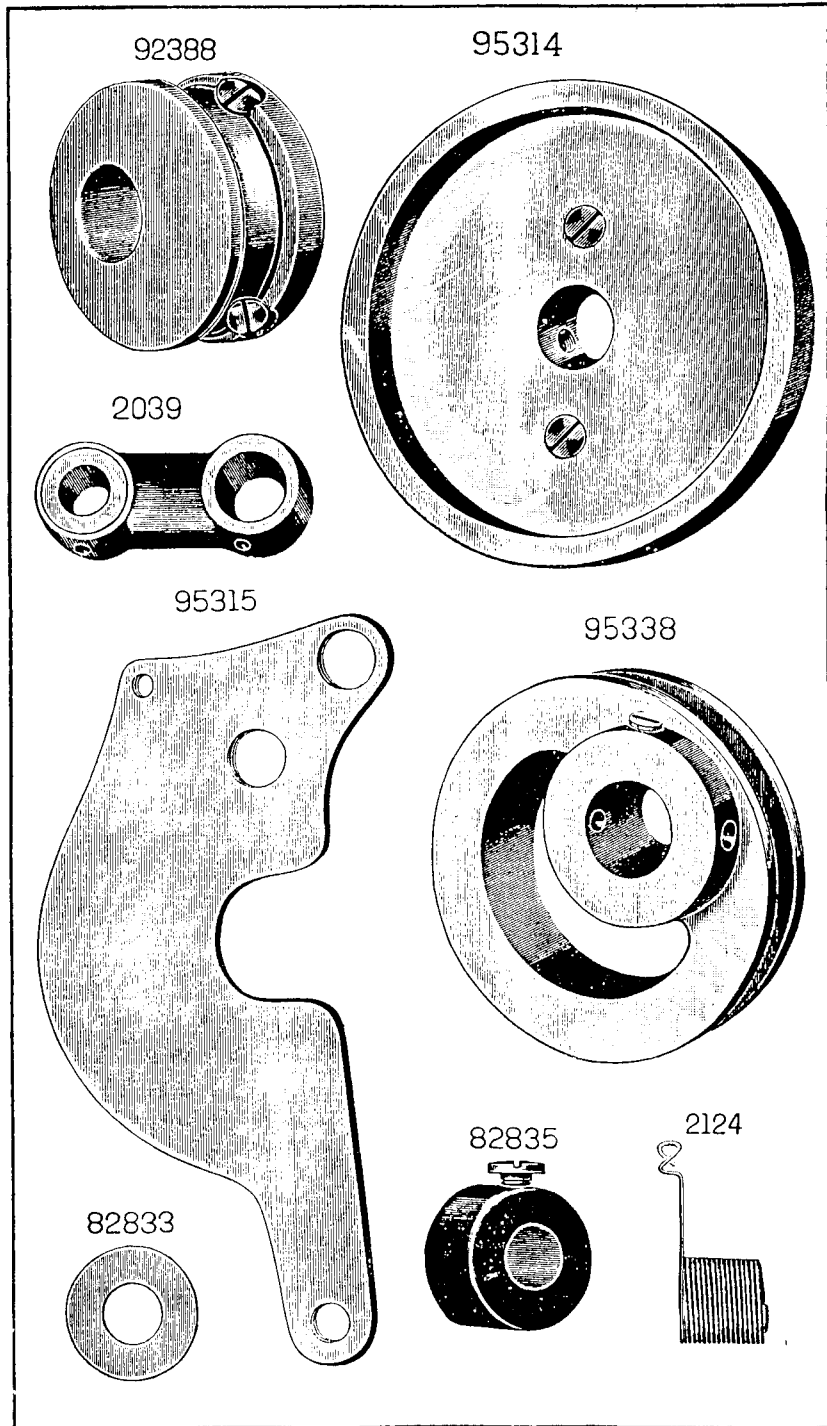


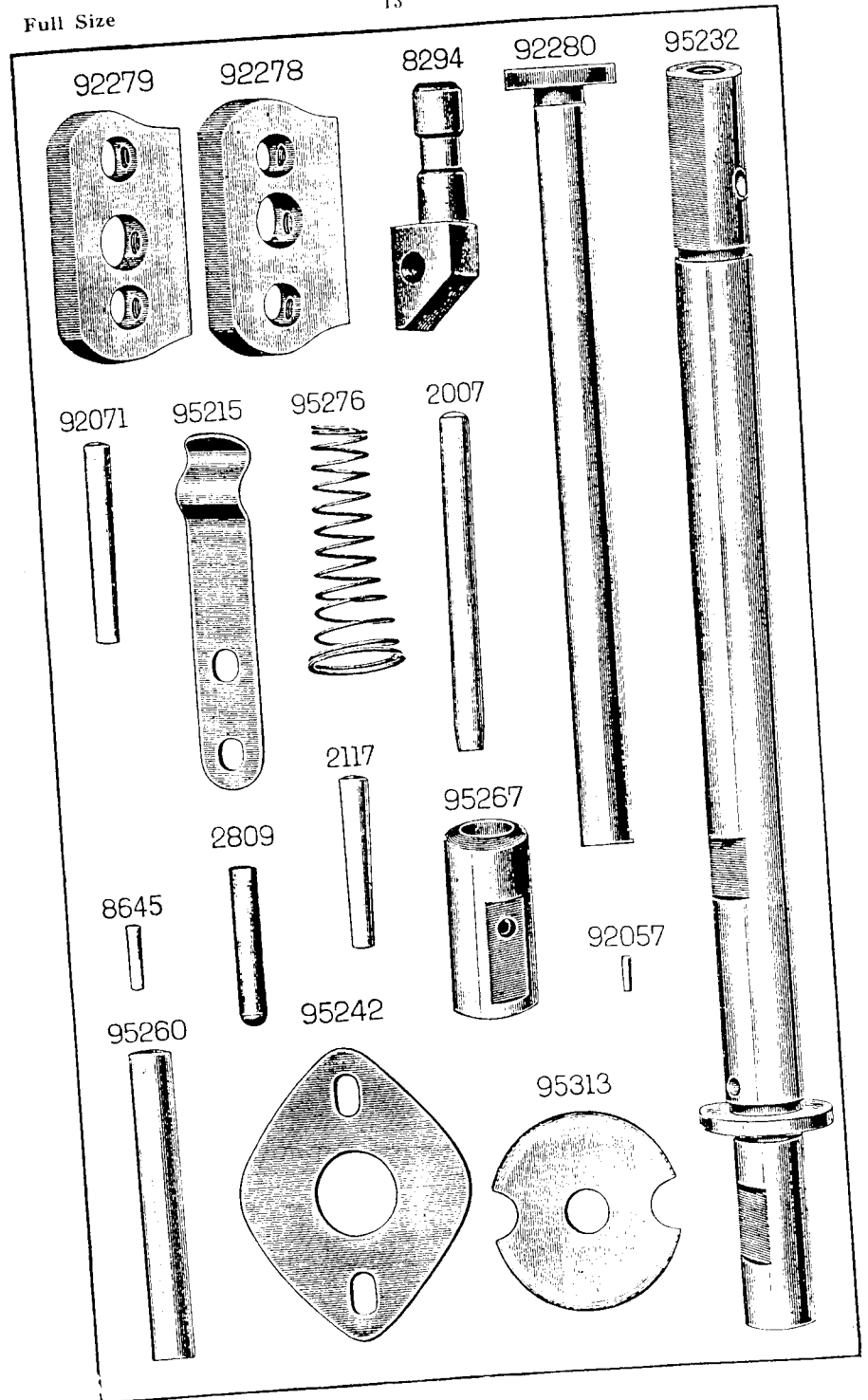
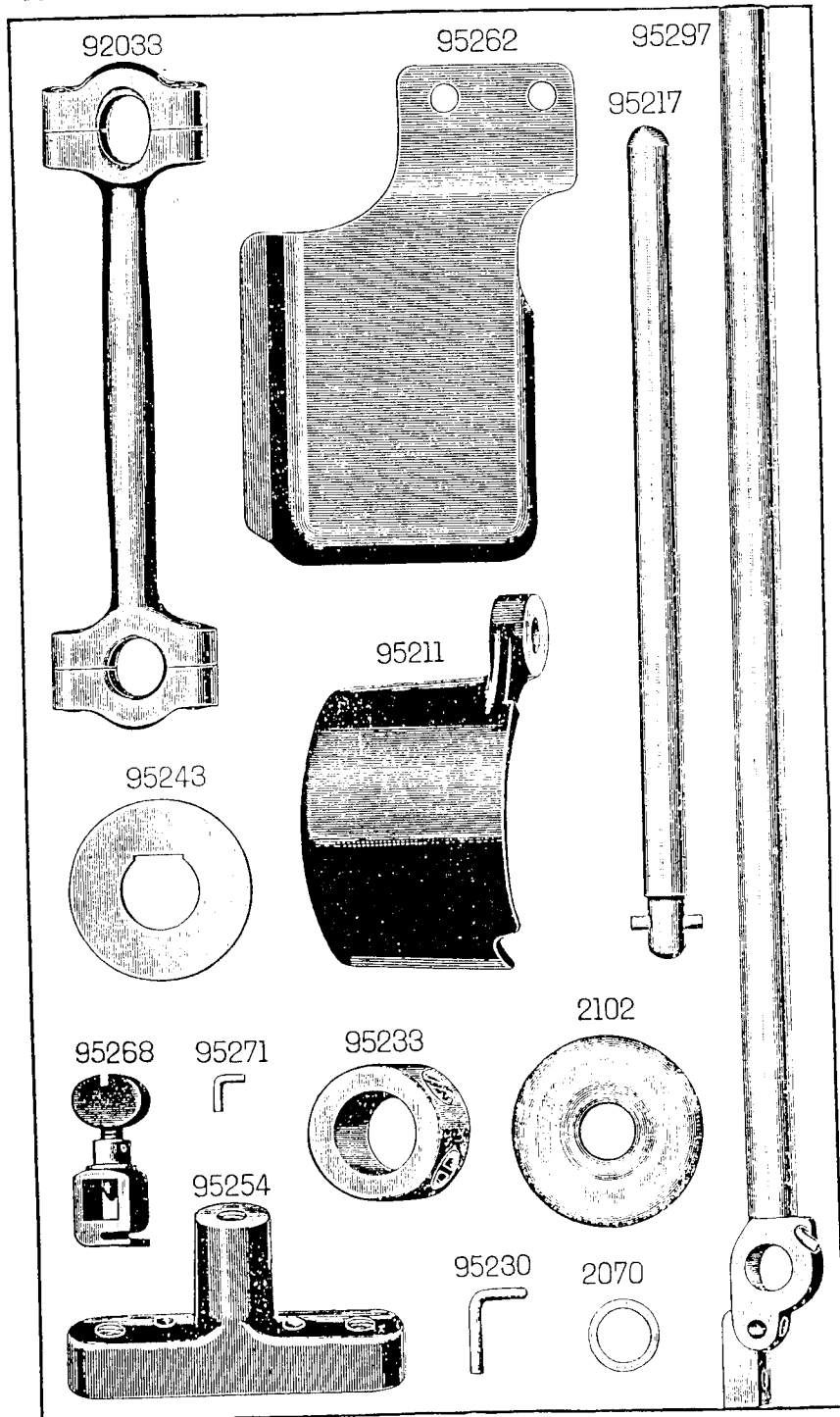
92281

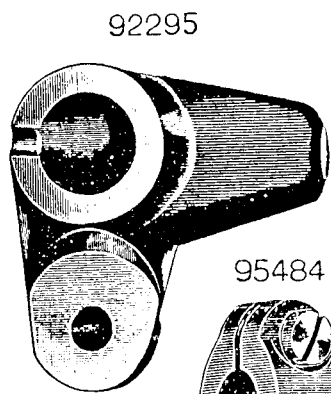


2022

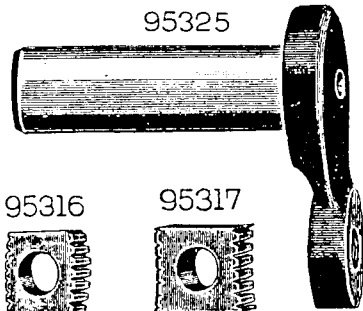








92295



95325




95316



95317

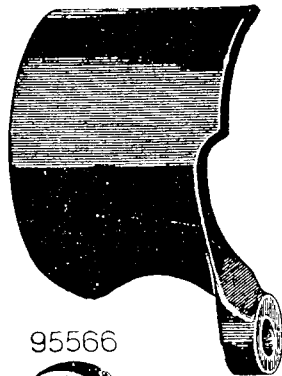
95484



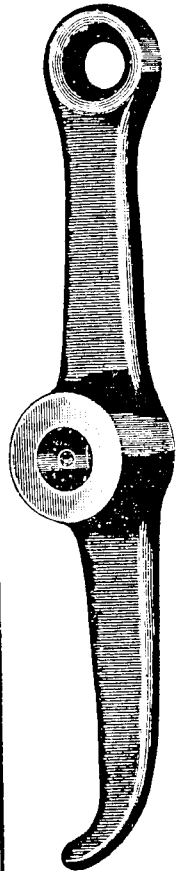
95581



95483



95640




95566



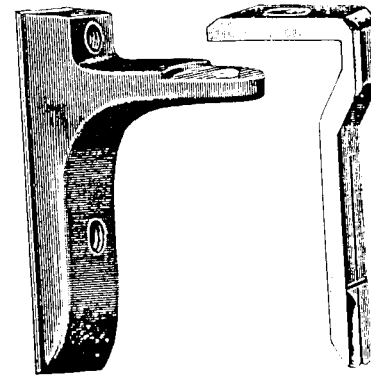
95489



95486



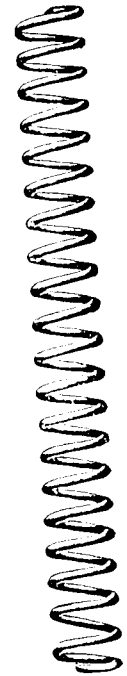
95662




95665

95671

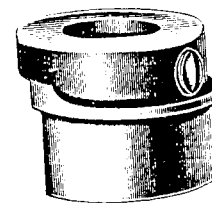
95657



SS564



95660




95669



95668



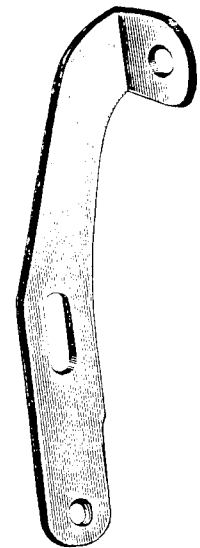
95667


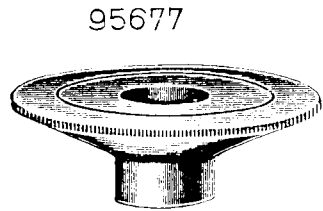
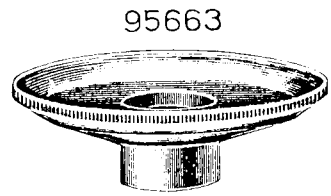


95676

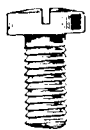


95672





SS45



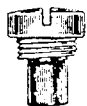
SS56



SS329



SS339



SS340



SS410



SS413




SS437



SS467



SS532



SS533



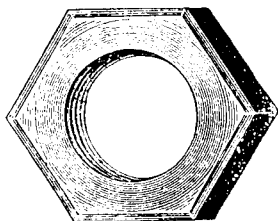
RR68



50553



NW55



NW82



1513



1520



1528



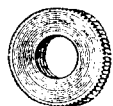
1538



1550



1560



1700



1718



1766



ILLUSTRATED
LIST OF PARTS
FOR
No. 46K54 MACHINE

CONTENTS

	Pages
Parts Complete for No. 46K54 Machine	27
Accessories	33
Knee Lifter	33
Foot Lifter	35
Numerical List of Parts	37

INSTRUCTIONS FOR ORDERING

In ordering from this List, the prefix and affix letters with the part number **MUST BE** quoted exactly as they are shown in the first column.

A number always indicates the same part in whatever List it may appear, or for whatever machine.

The affix letters (where shown) indicate the style of finish, as follows:—

- A. Hardened, Polished, Nickel Plated and Buffed.
- A.A. Buffed and Chromium Plated.
- A.B. Hardened, Polished, Buffed and Chromium Plated.
- A.C. Brown Baking Enamel Finish.
- A.D. Grey Baking Enamel Finish.
- A.E. Hardened, Bright Rumbled and Nickel Plated.
- A.F. Hardened, Bright Rumbled and Nickel Plated, Bright Rumbled and Chromium Plated.
- A.J. Polished, Nickel Plated and Chromium Plated.
- A.K. Hardened, Polished, Nickel Plated and Chromium Plated.
- A.L. Heat Treated for Toughness.
- B. Polished, Nickel Plated and Buffed.
- C. Hardened only.
- C.R. Hardened and Merlized.
- D. Polished only.
- E. Soft, not Polished.
- F. Hardened and Polished.
- F.J. Hardened, Polished and Nickel Plated.
- G. Bright Rumbled and Nickel Plated.
- H. Blued.
- J. Nickel Plated only.
- K. Hardened and Nickel Plated.
- L. Brass Plated.
- M. Oxidized.
- N. Japanned, Dull.
- P. Japanned, Bright.
- P.P. Wrinkle Finish.
- R. Merlized.
- S. Cadmium Plated.
- T. Copper Plated.
- T.A. Hardened, Polished, Copper and Nickel Plated and Buffed.
- T.B. Copper and Nickel Plated and Polished.
- T.J. Copper and Nickel Plated only.
- T.K. Hardened, Copper and Nickel Plated.
- T.L. Copper and Brass Plated.
- T.M. Copper Plated and Oxidized.
- U. Zinc Plated.
- V. Silver Plated.
- W. Polished and Nickel Plated.
- X. Black Oxide for Iron and Steel.
- X.C. Hardened and Black Oxide for Iron and Steel.
- Y. Black Nickel Plated only.
- Z. Chromium Plated.
- Z.A. Hardened, Polished, Nickel Plated, Buffed and Chromium Plated.
- Z.B. Polished, Nickel Plated, Buffed and Chromium Plated.
- Z.C. Hardened and Chromium Plated.
- Z.D. Polished and Chromium Plated.
- Z.G. Bright Rumbled, Nickel Plated, Bright Rumbled and Chromium Plated.
- Z.J. Nickel and Chromium Plated.
- Z.T. Copper and Chromium Plated.

Parts marked with an asterisk (*) are furnished only when the repairs are made at Factory.

PARTS COMPLETE

FOR

No. 46K54 MACHINE

For Gloves. Maximum stitch 15 to the inch. Single or double thread chain stitch (Surjeteuse). Friction feed motion. Ball-bearing front feeding disc.

No.	Plate			
95308	1932	Balance Band Wheel with two 448c (for E'port only)
448c	1942	" " " Set Screw
95206	—	" " " Pulley with two 448c
448c	1942	" " " " Set Screw
95207	—	" " " Rim (wood)
596d	1942	" " " " Binding Screw
95208	1932	Balance Band Wheel, complete, Nos. 95206, 95207 and three 596d
95209	1932	Balance Band Wheel Shaft
144c	1942	" " " " End Screw (2)
95396	1934	" " " " Looper Cam (steel) with two 445c
445c	1942	" " " " " " Set Screw
†95211	1937	" " " " Oil Hole Cover (right)
†95483	1939	" " " " " " " (left)
86d	1942	" " " " " " " Hinge Screw (2)
95212	1932	Balance Band Wheel with two 448c
448c	1942	" " " " Set Screw
†95213	1933	Cover Plate
95656	—	Cover Plate, complete, Nos. SS410f, 1094f, 8645, 39541, 95213, 95292, 95673, two each 331d, 1566d, 2007, 95276 and four 2102
2117	1938	" " " Hinge Pin
95215	1938	" " " Latch Spring
193d	1942	" " " " Screw (2)
62301	1492	Feed Adjusting Lever with 446c
307c	1942	" " " " Screw Centre (2)
1513j	1943	" " " " " " Nut (2)
446c	1942	" " " " " Set Screw

† For Two-Tone Machines the finish of these parts is Grey Metallic (Colour Code 728).

No.	Plate				
95217	1937	Feed Adjusting Lever Spindle with 82216
82216	1936	" " " " Position Pin
95657	1940	" " " Spring
263e	1942	" " " " Regulating Thumb Screw
2070	1937	" " " " Washer
92295	1939	Feed Bell Crank
*92017	---	" " " Connecting Rod
92033	1937	" " " " " 92017 with 92034, 92256 and four 196al
*92034	---	" " " " " Cap (plain countersink, for Pawl Plate Universal Joint Screw)
*92256	---	" " " Connecting Rod Cap (elongated countersink, for Bell Crank Universal Joint Screw)
196al	1942	" " " Connecting Rod Cap Binding Screw
92293	1934	" " " Fulcrum Stud
448c	1942	" " " " " Set Screw
679c	1942	" " " Universal Joint Screw
†95658	1933	Feed Bracket (front)
95659	---	" " (") 95658 with 160c and 95665
95234	1923	" " (") Dust Guard Washer
NN55e	1943	" " Nut
2039	1935	Feed Connecting Link
380c	1942	" " " Hinge Screw (2)
1520r	1943	" " " " " Nut (2)
95660	1940	Feed Eccentric with 448c
448c	1942	" " Set Screw
92041	1933	Feed Forked Connection
378c	1942	" " " Hinge Screw
1520r	1943	" " " " " Nut
95232	1938	Feed Friction Shaft (upright)
SS45d	1943	" " " End Screw
95313	1938	" " " " " Washer
95242	1938	" " " Friction Spring
765al	1942	" " " " " Tension Screw
95243	1937	" " " " " Washer
†95661	1933	" " " Oil Guard
219d	1942	" " " " " Screw (2)
95233	1937	" " " Position Collar with 1258c and 1259c
1258c	1942	" " " " " Set Screw (short)
1259c	1942	" " " " " " (long)

† For Two-Tone Machines the finish of these parts is Grey Metallic (Colour Code 728).

No.	Plate				
95314	1935	Feed Friction Wheel with 435c, 441al and two 765al
441al	1942	" " " Position Screw
435c	1942	" " " Set Screw
95315	1935	Feed Friction Wheel Driver
95316	1939	" " " " Block (inside)
SS339c	1943	" " " " " (") Screw Stud
95317	1939	" " " " " (outside)
SS340c	1943	" " " " " (") Screw Stud
243c	1942	" " " " " (") " " End Screw
94967	1934	" " " " Spring
95230	1937	" " " " " Hook
170e	1942	" " " " " Screw Stud
679c	1942	" " " " " Universal Joint Screw
1520r	1943	" " " " " Nut
95318	---	Feed Friction Wheel Driver, complete, Nos. 170e, 243c, SS339c, SS340c and 95315 to 95317
95319	1934	Feed Friction Wheel Retaining Clutch with 95271
95322	1934	" " " " " Bracket with 95271
95271	1937	" " " " " Spring Hook
690e	1942	" " " " " Screw
95320	1934	" " " " " Hinge Pin
95334	1934	" " " " " Spring
95271	1937	" " " " " Hook
95323	---	Feed Friction Wheel Retaining Clutch, complete, Nos. 95319, 95320 and 95322
95484	1939	Feed Regulating Lever with 158f
158f	1942	" " " Binding Screw
95662	1940	" " " Segment
161m	1942	" " " " " Screw (2)
95486	1939	" " " " " Stitch Indicator
284d	1942	" " " " " Thumb Screw
95325	1939	Feed Regulator
95326	1934	" " Bush
149f	1942	" " " Set Screw
380c	1942	" " Hinge Screw
1520r	1943	" " " " " Nut
95640	1939	Feed Roll Opening Lever
95641	---	" " " " " 95640 with 660d
660d	1942	" " " " " Hinge Screw

No.	Plate					
95663	1941	Feeding Disc (front)
16232	—	" " (") Ball $\frac{3}{32}$ " diam.
50553	1943	" " (") Stud
1528j	1943	" " (") " Lock Nut
1766c	1943	" " (") " Nut (cone)
95665	1940	" " (") Holder
160c	1942	" " (") " Screw
95664	—	Feeding Disc (front), complete, Nos. 1528j, 1766c, 50553, 95663 and twenty-four 16232
95677	1941	" " (front, with flat top)
95678	—	Feeding Disc (front, with flat top), complete, Nos. 1528j, 1766c, 50553, 95677 and twenty-four 16232
<i>NOTE.—No. 95664 is sent with machine unless otherwise specified on order.</i>						
95227	1936	Feeding Disc (back) with 454al
95676	1940	" " (") Edge Guide
152f	1942	" " (") " Binding Screw
454al	1942	" " (") Set Screw
95292	1936	Flat Thread Guide
331d	1942	" " " Binding Screw
8645	1938	" " " Position Pin
†95666	—	Head (of machine)
SS56d	1943	" (") Binding Screw (2)
95667	1940	Looper with 92057 (single chain)
95668	1940	" " 92057 (double chain)
95669	1940	" " 92057 (double chain, coarse)
1147c	1942	" Binding Screw (2)
<i>NOTE.—No. 95668 is supplied with this machine unless another Looper is specified on order.</i>						
92266	1934	Looper Holder
92288	—	" " 92266 with RR68
95670	—	Looper Holder Connection, complete, Nos. 209d, SS467c, 1077c, 1550h, 92278 to 92280, 92288, 92384, 92388, 95260, 95332, 95400, 95401 and four 1155c
92267	1934	Looper Holder Position Link with 171c
95254	1937	" " " " Bracket
95566	1939	" " " " " Plate
SS56d	1943	" " " " " Binding Screw (2)
2022	1934	" " " " " Steady Pin
92268	1934	" " " " " Distance Rod
SS437c	1943	" " " " " End Screw
171c	1942	" " " " " Binding Screw

† For Two-Tone Machines the finish of these parts is Grey Metallic (Colour Code 728).

No.	Plate					
SS413c	1943	Looper Holder Position Link Universal Joint Screw
NN82c	1943	" " " " " " " " Nut (top)
1718h	1943	" " " " " " " " " (bottom)
92269	—	Looper Holder Position Link, complete, Nos. SS437c, 92267, 92268 and two SS413c
92279	1938	Looper Holder Rock Shaft Bracket (left side)
92278	1938	" " " " " (right side)	
SS467c	1943	" " " " " (" ") Adjusting Screw
1550h	1943	" " " " " (" ") Adjusting Screw Nut
1155c	1942	" " " " " Set Screw
92388	1935	" " " " " Eccentric with two 446c
95332	1936	" " " " " Connecting Rod with 95333 and two 1057e
*95333	—	" " " " " Connecting Rod Cap
1057e	1942	" " " " " " " " " Screw
95260	1938	" " " " " " " " " Stud
446c	1942	" " " " " " " " " Set Screw
95400	1936	" " " " " Fulcrum Joint
95401	1936	" " " " " " " " Collar with 171c
171c	1942	" " " " " " " " Binding Screw
92384	1934	" " " " " " " " Stud
209d	1942	" " " " " " " " Set Screw
1077c	1942	" " " " " " " " Spot Screw
95262	1937	" " " " " Oil Cover
92280	1938	" " " " " Stud
92281	1934	" " " " " " " " Bushing
447c	1942	" " " " " " " " Set Screw
92282	1934	" " " " " " " " Collar with 704c
704c	1942	" " " " " " " " Clamping Screw
RR68	1943	" " " " " Roller and Screw Stud with 378c and 1520r
378c	1942	" " " " " " " " Screw
1520r	1943	" " " " " " " " Nut
92057	1938	" " Position Pin
95264	—	Machine Base
8294	1938	" " Hinge Connection
2809	1938	" " " Pin
95265	—	Machine Base, complete, Nos. 95264, two each 2809 and 8294
Catalogue	—	Needle, size 7 (46 × 5)
1034	—	

No.	Plate						
95297	1937	Needle Bar with 95357
95267	1938	" " Bushing
443c	1942	" " " Set Screw
95268	1937	Needle Bar Clamp with 140545c
140545c	1942	" " " Thumb Screw
95338	1935	" " Eccentric with 449c
92071	1938	" " " Dowel Pin
92275	1936	" " " Fork with SS329c
SS329c	1943	" " " " Clamping Screw
92276	1936	" " " " Strap
208e	1942	" " " " " Screw
92277	—	" " " " complete, Nos. 92275, 92276 and two 208e
449c	1942	" " " " Set Screw
95357	1936	Needle Bar Thread Guide
95298	1936	" " " Nipper
95489	1939	" " " " Spring
95300	1936	" " " " " Adjusting Bracket
904c	1942	" " " " " " " " " " Set Screw
95671	1940	Needle Guide
190f	1942	" " Binding Screw
2007	1938	Reel Pin
2102	1937	Tension Disc
SS410f	1943	" Screw Stud and Thread Guide
231d	1942	" " " Set Screw
1560d	1943	" " " Thumb Nut
95276	1938	" Spring
95340	1936	Thread Nipper Spindle
171c	1942	" " " Binding Screw
95581	1939	Thread Guide (for Cover Plate)
95672	1940	" " Base
1700j	1943	" " Nut
95673	—	Thread Guide (for Cover Plate), complete, Nos. SS564j, 1538j, 1700j, 2124, 95581 and 95672
1094f	1942	Thread Guide Binding Screw
39541	1936	" " " " Washer
2124	1935	Thread Take-up Spring
SS564j	1940	" " " Screw Stud
1538j	1943	" " " " Thumb Nut

No.	Plate						
95639	—	Drip Pan with two each SS532d and wood screws $\frac{1}{2}$ " No. 10, for machine without Iron Base ($\frac{13}{16}$ " table)
95648	—	" " with two each SS533d and wood screws $\frac{3}{8}$ " No. 10, for machine on Power Table ($1\frac{1}{8}$ " table)
SS532d	1943	" " Screw for 95639
SS533d	1943	" " " " 95648

NOTE.—As the machine is regularly fitted with Iron Base, a Drip Pan is only supplied when specified on order.

Accessories

No.	Plate						
Catalogue	—	Needles, 2 each sizes 5, 6 and 7 (46x5)
1034	—	Oiler
86720	1355	Screw Driver
161294	1355	Tweezers
86405	1355	Wood Screws $1\frac{1}{2}$ " x $\frac{1}{4}$ " (3)

Knee Lifter

No.	Plate						
2767	1023	Knee Plate with 356c
92464	1023	" " Arm
2766	1023	" " " Bracket with 356c
356c	1942	" " " " Set Screw
356c	1942	" " " " Set Screw
92465	1023	Lifting Lever
95302	—	" " 92465 with 180d, 210d, SS345e, 92466, 92469 and 95303
SS345e	1023	" " Hinge Screw
92466	1023	" " Bracket
—	—	" " " Screw (wood) 1" No. 10
92008	1023	" " Connecting Rod
92009	—	" " " " 92008 with 6337
6337	1023	" " " " Bracket with two 356c
356c	1942	" " " " " Set Screw
95303	1023	" " Releasing Pin
95304	1023	" " " " Guide Plate

KNEE LIFTER

No.	Plate	
—	—	Lifting Lever Releasing Pin Guide Plate Screw (wood) 1" No. 10
180d	1023	" " " " Set Screw
92469	1023	" " Stud
210d	1023	" " " Position Screw
92470	1023	Rock Shaft
92471	—	" " 92470 with 2766, 2767, 92009 and 92464
82479	1023	" " Bracket
—	—	" " " Screw (wood) 1" No. 10
95305	—	Knee Lifter , complete, Nos. 92471, 95302, 95304, two 82479 and nine wood screws 1" No. 10

Knee Lifter

for Machines WITHOUT Iron Base when used on Stand and Table only

No.	Plate	
2767	1023	Knee Plate with 356c
92464	1023	" " Arm
2766	1023	" " " Bracket with 356c
356c	1942	" " " " Set Screw
356c	1942	" " " " Set Screw
95457	1932	Lifting Lever
SS345e	1023	" " Hinge Screw
95458	1932	" " Bracket
—	—	" " " Screw (wood) 1" No. 10
92008	1023	" " Connecting Rod
92009	—	" " " " 92008 with 6337
6337	1023	" " " " Bracket with two 356c
356c	1942	" " " " " Set Screw
95459	—	" " 95457 with SS345e and 95458
92470	1023	Rock Shaft
92471	—	" " 92470 with 2766, 2767, 92009 and 92464
82479	1023	" " Bracket
—	—	" " " Screw (wood) 1" No. 10
95499	—	Knee Lifter , complete, Nos. 92471, 95459, two 82479 and seven wood screws 1" No. 10

Foot Lifter

No.	Plate	
97524	1914	Foot Pedal
89185	1914	" " Bracket with two each 307c and 1513j
89187	—	Foot Pedal and Bracket , complete, Nos. 89186, 97524 and two wood screws 1½" No. 14
89188	1914	" " Pitman Rod (upper)
94557	1914	" " " " (lower) with 8554 and 82833
94698	1932	" " " " Bracket
—	—	" " " " " Screw (wood) ¾" No. 9
89190	—	" " " " Clamp with 361c
361c	1942	" " " " " Set Screw
82835	1935	" " " " Collar with 180c
180c	1023	" " " " " Set Screw
82833	1935	" " " " Washer
8554	1936	" " " " " Pin
89191	—	Foot Pedal Pitman (double rod), complete, Nos. 82835, 89188, 89190, 94557 and 94698
307c	1942	" " " " Screw Centre
1513j	1943	" " " " " Nut
89192	—	Foot Lifter , complete, Nos. 89187 and 89191

Foot or Knee Lifter is supplied with machine but it is necessary to state on order which is required, and if the machine is for operation on Treadle Stand or Power Bench.

NUMERICAL LIST OF PARTS

No.	Plate	
SS45d	1943	Feed Friction Shaft End Screw
NN55e	1943	Feed Bracket Nut
SS56d	1943	Head (of machine) Binding Screw
SS56d	1943	Looper Holder Position Link Bracket Plate Binding Screw
RR6S	1943	Looper Holder Roller and Screw Stud with 378c and 1520r, for 92288
NN82c	1943	Looper Holder Position Link Universal Joint Screw Nut (top)
86d	1942	Balance Band Wheel Shaft Oil Hole Cover Hinge Screw
144c	1942	Balance Band Wheel Shaft End Screw
149f	1942	Feed Regulator Bush Set Screw
152f	1942	Feeding Disc (back) Edge Guide Binding Screw
158f	1942	Feed Regulating Lever Binding Screw for 95484
160c	1942	Feeding Disc (front) Holder Screw for 95659
161m	1942	Feed Regulating Lever Segment Screw
170e	1942	Feed Friction Wheel Driver Spring Screw Stud for 95318
171c	1942	Looper Holder Rock Shaft Fulcrum Joint Collar Binding Screw for 95401
171c	1942	Thread Nipper Spindle Binding Screw
171c	1942	Looper Holder Position Link End Screw Binding Screw for 92267
180c	1023	Foot Lifter Foot Pedal Pitman Rod Collar Set Screw for 82835
180d	1023	Knee Lifter Lifting Lever Releasing Pin Set Screw for 95302
190f	1942	Needle Guide Binding Screw
193d	1942	Cover Plate Latch Spring Screw
196al	1942	Feed Bell Crank Connecting Rod Cap Binding Screw for 92033
208e	1942	Needle Bar Eccentric Fork Strap Screw for 92277
209d	1942	Looper Holder Rock Shaft Fulcrum Joint Stud Set Screw for 95670
210d	1023	Knee Lifter Lifting Lever Stud Position Screw for 95302
219d	1942	Feed Friction Shaft Oil Guard Screw
243c	1942	Feed Friction Wheel Driver Block (outside) Screw Stud End Screw for 95318

No.	Plate	
263e	1942	Feed Adjusting Lever Spring Regulating Thumb Screw
284d	1942	Feed Regulating Lever Thumb Screw ...
307c	1942	Feed Adjusting Lever Screw Centre ...
307c	1942	Foot Lifter Foot Pedal Screw Centre for 89186
SS329c	1943	Needle Bar Eccentric Fork Clamping Screw for 92275
331d	1942	Flat Thread Guide Binding Screw ...
331d	1942	Tension Screw Stud Set Screw for 95656 ...
SS339c	1943	Feed Friction Wheel Driver Block (inside) Screw Stud for 95318
SS340c	1943	Feed Friction Wheel Driver Block (outside) Screw Stud for 95318
SS345e	1023	Knee Lifter Lifting Lever Hinge Screw for 95302 and 95459
356e	1942	Knee Lifter Knee Plate Set Screw for 2767 ...
356e	1942	Knee Lifter Knee Plate Arm Bracket Set Screw for 2766
356e	1942	Knee Lifter Lifting Lever Connecting Rod Bracket Set Screw for 6337
361c	1942	Foot Lifter Foot Pedal Pitman Rod Clamp Set Screw for 89190
378e	1942	Feed Forked Connection Hinge Screw ...
378e	1942	Looper Holder Roller Screw for RR68 ...
380e	1942	Feed Connecting Link Hinge Screw ...
380e	1942	Feed Regulator Hinge Screw
SS410f	1943	Tension Screw Stud and Thread Guide for 95656
SS413c	1943	Looper Holder Position Link Universal Joint Screw for 92269
435e	1942	Feed Friction Wheel Set Screw for 95314 ...
SS437c	1943	Looper Holder Position Link End Screw for 92269
441a	1942	Feed Friction Wheel Position Screw for 95314
443c	1942	Needle Bar Bushing Set Screw ...
445c	1942	Balance Band Wheel Shaft Looper Cam Set Screw for 95396
446c	1942	Feed Adjusting Lever Set Screw for 62301 ...
446c	1942	Looper Holder Rock Shaft Eccentric Set Screw for 92388
447c	1942	Looper Holder Rock Shaft Stud Bushing Set Screw
448c	1942	Balance Band Wheel Pulley Set Screw for 95206
448c	1942	Balance Band Wheel Set Screw for 95308 ...
448c	1942	Balance Band Wheel Set Screw for 95212 ...
448c	1942	Feed Bell Crank Fulcrum Stud Set Screw ...

No.	Plate	
448c	1942	Feed Eccentric Set Screw for 95660 ...
449c	1942	Needle Bar Eccentric Set Screw for 95338 ...
454a	1942	Feeding Disc (back) Set Screw for 95227 ...
SS467c	1943	Looper Holder Rock Shaft Bracket (right side) Adjusting Screw for 95670
SS532d	1943	Drip Pan Screw for 95639
SS533d	1943	Drip Pan Screw for 95648
SS564j	1940	Thread Take-up Spring Screw Stud for 95673
596d	1942	Balance Band Wheel Rim Binding Screw for 95208
660d	1942	Feed Roll Opening Lever Hinge Screw for 95641
679c	1942	Feed Bell Crank Universal Joint Screw ...
679c	1942	Feed Friction Wheel Driver Universal Joint Screw
690e	1942	Feed Friction Wheel Retaining Clutch Bracket Screw
704c	1942	Looper Holder Rock Shaft Stud Collar Clamping Screw for 92282
765a	1942	Feed Friction Shaft Friction Spring Tension Screw for 95314
904c	1942	Needle Bar Thread Nipper Spring Adjusting Bracket Set Screw
1057e	1942	Looper Holder Rock Shaft Eccentric Connecting Rod Cap Screw for 95332 ...
1077c	1942	Looper Holder Rock Shaft Fulcrum Joint Stud Spot Screw for 95670
1094f	1942	Thread Guide Binding Screw for 95656 ...
1147c	1942	Looper Binding Screw
1155c	1942	Looper Holder Rock Shaft Bracket Set Screw for 95670
1258c	1942	Feed Friction Shaft Position Collar Set Screw (short) for 95233
1259c	1942	Feed Friction Shaft Position Collar Set Screw (long) for 95233
1513j	1943	Feed Adjusting Lever Screw Centre Nut ...
1513j	1943	Foot Lifter Foot Pedal Screw Centre Nut for 89186
1520r	1943	Feed Connecting Link Hinge Screw Nut ...
1520r	1943	Feed Forked Connection Hinge Screw Nut ...
1520r	1943	Feed Friction Wheel Driver Universal Joint Screw Nut
1520r	1943	Feed Regulator Hinge Screw Nut
1520r	1943	Looper Holder Roller Screw Nut for RR68 ...

No.	Plate	
1528j	1943	Feeding Disc (front) Stud Lock Nut for 95664 and 95678
1538j	1943	Thread Take-up Spring Screw Stud Thumb Nut for 95673
1550h	1943	Looper Holder Rock Shaft Bracket (right side) Adjusting Screw Nut for 95670
1560d	1943	Tension Screw Stud Thumb Nut for 95655
1700j	1943	Thread Guide Nut for 95673
1718h	1943	Looper Holder Position Link Universal Joint Screw Nut (bottom)
1766c	1943	Feeding Disc (front) Stud Nut (cone) for 95664 and 95678
2007	1938	Reel Pin for 95656
2022	1934	Looper Holder Position Link Bracket Steady Pin
2039	1935	Feed Connecting Link
2070	1937	Feed Adjusting Lever Spring Washer
2102	1937	Tension Disc for 95656
2117	1938	Cover Plate Hinge Pin
2124	1935	Thread Take-up Spring for 95673
2766	1023	Knee Lifter Knee Plate Arm Bracket with 356c for 92471
2767	1023	Knee Lifter Knee Plate with 356c for 92471
2809	1938	Machine Base Hinge Pin for 95265
6337	1023	Knee Lifter Lifting Lever Connecting Rod Bracket with two 356c for 92009
8294	1938	Machine Base Hinge Connection for 95265
8554	1936	Foot Lifter Foot Pedal Pitman Rod Washer Pin for 94557
8645	1938	Flat Thread Guide Position Pin for 95656
16232	—	Feeding Disc (front) Ball, $\frac{3}{16}$ " diam., for 95664 and 95678
39541	1936	Thread Guide Binding Screw Washer for 95656
50553	1943	Feeding Disc (front) Stud for 95664 and 95678
62301	1492	Feed Adjusting Lever with 446c
82216	1936	Feed Adjusting Lever Spindle Position Pin for 95217
82479	1023	Knee Lifter Rock Shaft Bracket for 95305 and 95499
82833	1935	Foot Lifter Foot Pedal Pitman Rod Washer for 94557
82835	1935	Foot Lifter Foot Pedal Pitman Rod Collar with 180c, for 89191
86405	1355	Tweezers (Accessories)
86720	1355	Oiler (Accessories)

No.	Plate	
89186	1914	Foot Lifter Foot Pedal Bracket, with two each 307c and 1513j, for 89187
89187	—	Foot Lifter Foot Pedal and Bracket, complete, Nos. 89186, 97524 and two wood screws $1\frac{1}{2}$ " No. 14 for 89192
89188	1914	Foot Lifter Foot Pedal Pitman Rod (upper) for 89191
89190	—	Foot Lifter Foot Pedal Pitman Rod Clamp, with 361c, for 89191
89191	—	Foot Lifter Foot Pedal Pitman (double rod), complete, Nos. 82835, 89188, 89190, 94557 and 94698 for 89192
89192	—	Foot Lifter, complete, Nos. 89187 and 89191
92008	1023	Knee Lifter Lifting Lever Connecting Rod for 92009
92009	—	Knee Lifter Lifting Lever Connecting Rod 92008 with 6337, for 92471
*92017	—	Feed Bell Crank Connecting Rod for 92033
92033	1937	Feed Bell Crank Connecting Rod 92017 with 92034, 92256 and four 196al
*92034	—	Feed Bell Crank Connecting Rod Cap (plain countersink) for Pawl Plate Universal Joint Screw) for 92033
92041	1933	Feed Forked Connection
92057	1938	Looper Position Pin for 95667 to 95669
92071	1938	Needle Bar Eccentric Dowel Pin
*92256	—	Feed Bell Crank Connecting Rod Cap (elongated countersink) for Bell Crank Universal Joint Screw), for 92033
92266	1934	Looper Holder for 92288
92267	1934	Looper Holder Position Link with 171c, for 92269
92268	1934	Looper Holder Position Link Distance Rod for 92269
92269	—	Looper Holder Position Link, complete, Nos. SS437c, 92267, 92268 and two SS413c
92275	1936	Needle Bar Eccentric Fork with SS299c for 92277
92276	1936	Needle Bar Eccentric Fork Strap for 92277
92277	—	Needle Bar Eccentric Fork, complete, Nos. 92275, 92276 and two 208c
92278	1938	Looper Holder Rock Shaft Bracket (right side) for 95670
92279	1938	Looper Holder Rock Shaft Bracket (left side) for 95670
92280	1938	Looper Holder Rock Shaft Stud for 95670
92281	1934	Looper Holder Rock Shaft Stud Bushing

No.	Plate	
92282	1934	Looper Holder Rock Shaft Stud Collar with 704c
92288	---	Looper Holder 92266 with RR68 for 95670 ...
92293	1934	Feed Bell Crank Fulcrum Stud
92295	1939	Feed Bell Crank
92384	1934	Looper Holder Rock Shaft Fulcrum Joint Stud for 95670
92388	1935	Looper Holder Rock Shaft Eccentric with two 446c for 95670
92464	1023	Knee Lifter Knee Plate Arm for 92471
92465	1023	Knee Lifter Lifting Lever for 95302
92466	1023	Knee Lifter Lifting Lever Bracket for 95302
92469	1023	Knee Lifter Lifting Lever Stud for 95302 ...
92470	1023	Knee Lifter Rock Shaft for 92471
92471	---	Knee Lifter Rock Shaft 92470 with 2766, 2767, 92009 and 92464, for 95305 and 95499
94557	1914	Foot Lifter Foot Pedal Pitman Rod (lower) with 8554 and 82833, for 89191
94698	1932	Foot Lifter Foot Pedal Pitman Rod Bracket for 89191
94967	1934	Feed Friction Wheel Driver Spring
95206	---	Balance Band Wheel Pulley with two 448c, for 95208
95207	---	Balance Band Wheel Rim (wood) for 95208
95208	1932	Balance Band Wheel, complete, Nos. 95206, 95207 and three 596d
95209	1932	Balance Band Wheel Shaft
†95211	1937	Balance Band Wheel Shaft Oil Hole Cover (right)
95212	1932	Balance Band Wheel with two 448c
†95213	1933	Cover Plate for 95656
95215	1938	Cover Plate Latch Spring
95217	1937	Feed Adjusting Lever Spindle with 82216 ...
95227	1936	Feeding Disc (back) with 454a1
95230	1937	Feed Friction Wheel Driver Spring Hook ...
95232	1938	Feed Friction Shaft (upright)
95233	1937	Feed Friction Shaft Position Collar with 1258c and 1259c
95234	1933	Feed Bracket (front) Dust Guard Washer ...
95242	1938	Feed Friction Shaft Friction Spring
95243	1937	Feed Friction Shaft Friction Spring Washer
95254	1937	Looper Holder Position Link Bracket
95260	1938	Looper Holder Rock Shaft Eccentric Connecting Rod Stud for 95670

† For Two-Tone Machines the finish of these parts is Grey Metallic (Colour Code 728).

No.	Plate	
95262	1937	Looper Holder Rock Shaft Oil Cover
95264	---	Machine Base for 95265
95265	---	Machine Base, complete, Nos. 95264, two each 2809 and 8294
95267	1938	Needle Bar Bushing
95268	1937	Needle Bar Clamp with 140545c
95271	1937	Feed Friction Wheel Retaining Clutch Bracket Spring Hook for 95322
95271	1937	Feed Friction Wheel Retaining Clutch Spring Hook for 95319
95276	1938	Tension Spring for 95656
95292	1936	Flat Thread Guide for 95656
95297	1937	Needle Bar with 95357
95298	1936	Needle Bar Thread Nipper
95300	1936	Needle Bar Thread Nipper Spring Adjusting Bracket
95302	---	Knee Lifter Lifting Lever 92465 with 180d, 210d, SS345c, 92466, 92469 and 95305, for 95305
95303	1023	Knee Lifter Lifting Lever Releasing Pin for 95302
95304	1023	Knee Lifter Lifting Lever Releasing Pin Guide Plate for 95305
95305	---	Knee Lifter, complete, Nos. 92471, 95302, 95304, two 82479 and nine wood screws 1" No. 10
95308	1932	Balance Band Wheel with two 448c (for E'port only)
95313	1938	Feed Friction Shaft End Screw Washer
95314	1935	Feed Friction Wheel with 435c, 441a1 and two 765a1
95315	1935	Feed Friction Wheel Driver for 95318
95316	1939	Feed Friction Wheel Driver Block (inside) for 95318
95317	1939	Feed Friction Wheel Driver Block (outside) for 95318
95318	---	Feed Friction Wheel Driver, complete, Nos. 170c, 243c, SS339c, SS340c and 95315 to 95317
95319	1934	Feed Friction Wheel Retaining Clutch with 95271 for 95323
95320	1934	Feed Friction Wheel Retaining Clutch Hinge Pin for 95323
95322	1934	Feed Friction Wheel Retaining Clutch Bracket with 95271 for 95323
95323	---	Feed Friction Wheel Retaining Clutch, complete, Nos. 95319, 95320 and 95322

No.	Plate	
95325	1939	Feed Regulator
95326	1934	Feed Regulator Bush
95332	1936	Looper Holder Rock Shaft Eccentric Connecting Rod with 95333 and two 1057e for 95670
*95333	—	Looper Holder Rock Shaft Eccentric Connecting Rod Cap for 95332
95334	1934	Feed Friction Wheel Retaining Clutch Spring
95338	1935	Needle Bar Eccentric with 449c
95340	1936	Thread Nipper Spindle
95357	1936	Needle Bar Thread Guide for 95297
95396	1934	Balance Band Wheel Shaft Looper Cam (steel) with two 445c
95400	1936	Looper Holder Rock Shaft Fulcrum Joint for 95670
95401	1936	Looper Holder Rock Shaft Fulcrum Joint Collar with 171c for 95670
95457	1932	Knee Lifter Lifting Lever for 95459
95458	1932	Knee Lifter Lifting Lever Bracket for 95459
95459	—	Knee Lifter Lifting Lever 95457 with SS345c and 95458 for 95499
†95483	1939	Balance Band Wheel Shaft Oil Hole Cover (left)
95484	1939	Feed Regulating Lever with 158f
95486	1939	Feed Regulating Lever Stitch Indicator
95489	1939	Needle Bar Thread Nipper Spring
95499	—	Knee Lifter, complete, Nos. 92471, 95459, two 82479 and seven wood screws 1" No. 10 for Machines without Iron Base when used on Stand and Table only
95566	1939	Looper Holder Position Link Bracket Plate
95581	1939	Thread Guide (for Cover Plate) for 95673
95639	—	Drip Pan with two each SS532d and wood screws $\frac{7}{8}$ " No. 10, for machine without Iron Base ($\frac{11}{8}$ " Table)
95640	1939	Feed Roll Opening Lever for 95641
95641	—	Feed Roll Opening Lever 95640 with 660d
95648	—	Drip Pan with two each SS533d and wood screws $\frac{7}{8}$ " No. 10, for machine on Power Table ($1\frac{3}{8}$ " Table)
95656	—	Cover Plate, complete, Nos. SS410f, 1094f, 8645, 39541, 95213, 95292, 95673, two each 331d, 1560d, 2007, 95276 and four 2102
95657	1940	Feed Adjusting Lever Spring
†95658	1933	Feed Bracket (front) for 95659

† For Two-Tone Machines the finish of these parts is Grey Metallic (Colour Code 728).

No.	Plate	
95659	—	Feed Bracket (front) 95658, with 160c and 95665
95666	1940	Feed Eccentric with 448c
†95661	1933	Feed Friction Shaft Oil Guard
95662	1940	Feed Regulating Lever Segment
95663	1941	Feeding Disc (front) for 95664
95664	—	Feeding Disc (front), complete, Nos. 1528j, 1766c, 50553, 95663 and twenty-four 16232
95665	1940	Feeding Disc (front) Holder for 95659
†95666	—	Head (of machine)
95667	1940	Looper with 92057 (single chain)
95668	1940	Looper with 92057 (double chain)
95669	1940	Looper with 92057 (double chain, coarse)
95670	—	Looper Holder Connection, complete, Nos. 209d, SS467c, 1077c, 1550h, 92278 to 92280, 92288, 92384, 92388, 95260, 95332, 95400, 95401 and four 1155c
95671	1940	Needle Guide
95672	1940	Thread Guide Base for 95673
95673	—	Thread Guide (for Cover Plate), complete, Nos. SS564j, 1538j, 1700j, 2124, 95581 and 95672 for 95656
95676	1940	Feeding Disc (back) Edge Guide
95677	1941	Feeding Disc (front, with flat top) for 95678
95678	—	Feeding Disc (front, with flat top), complete, Nos. 1528j, 1766c, 50553, 95677 and twenty-four 16232

† For Two-Tone Machines the finish of these parts is Grey Metallic (Colour Code 728).

No. Plate

No.	Plate		
97524	1914	Foot Lifter Foot Pedal for 89187

140545c	1942	Needle Bar Clamp Thumb Screw for 95268 ...	
---------	------	--	--

161294	1355	Screw Driver ...	(Accessories)
--------	------	------------------	---------------