


**SINGER**  
**46K48,K49,K53**

Form K6045  
Supersedes K1066

# Illustrated List of Parts

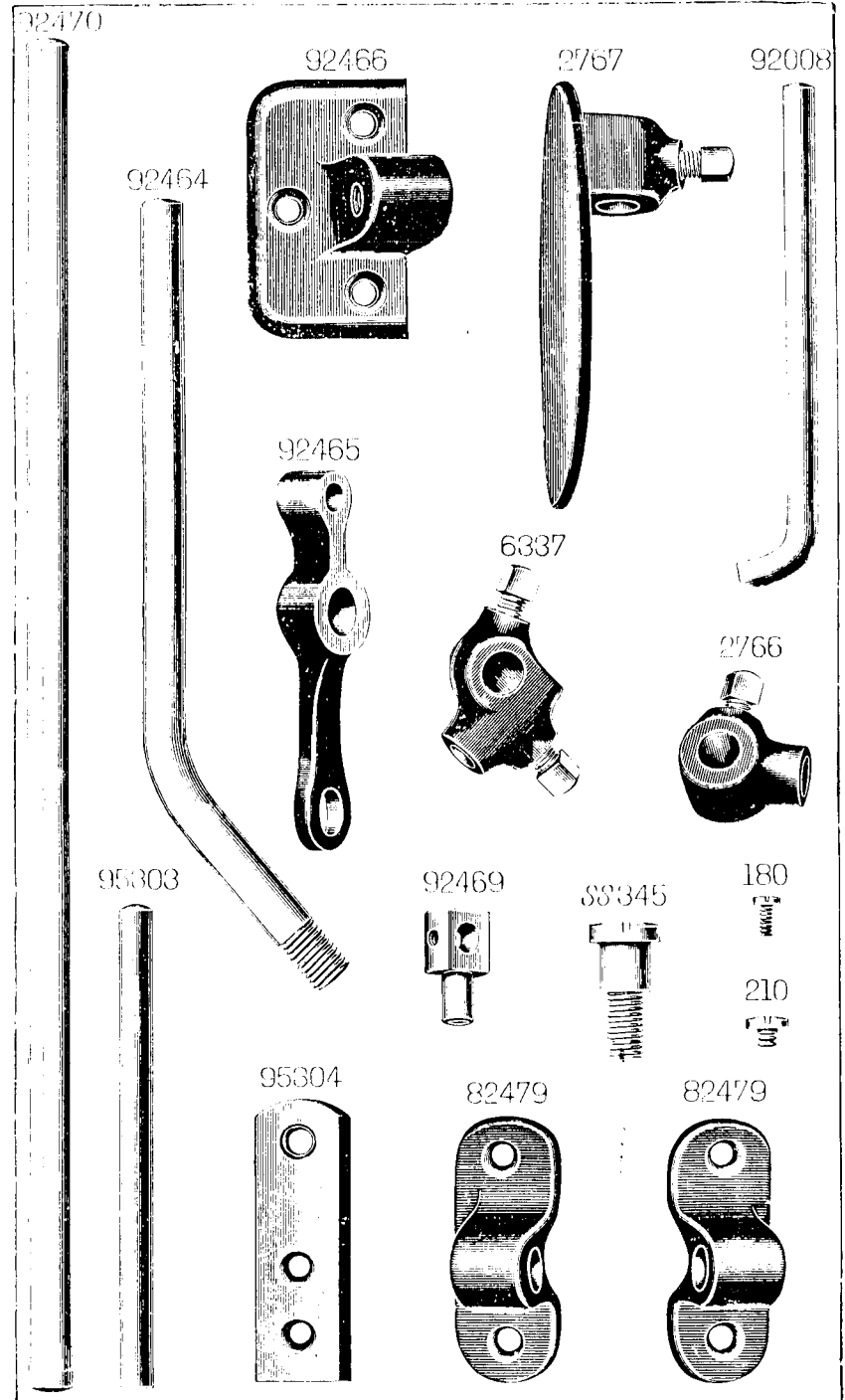
FOR

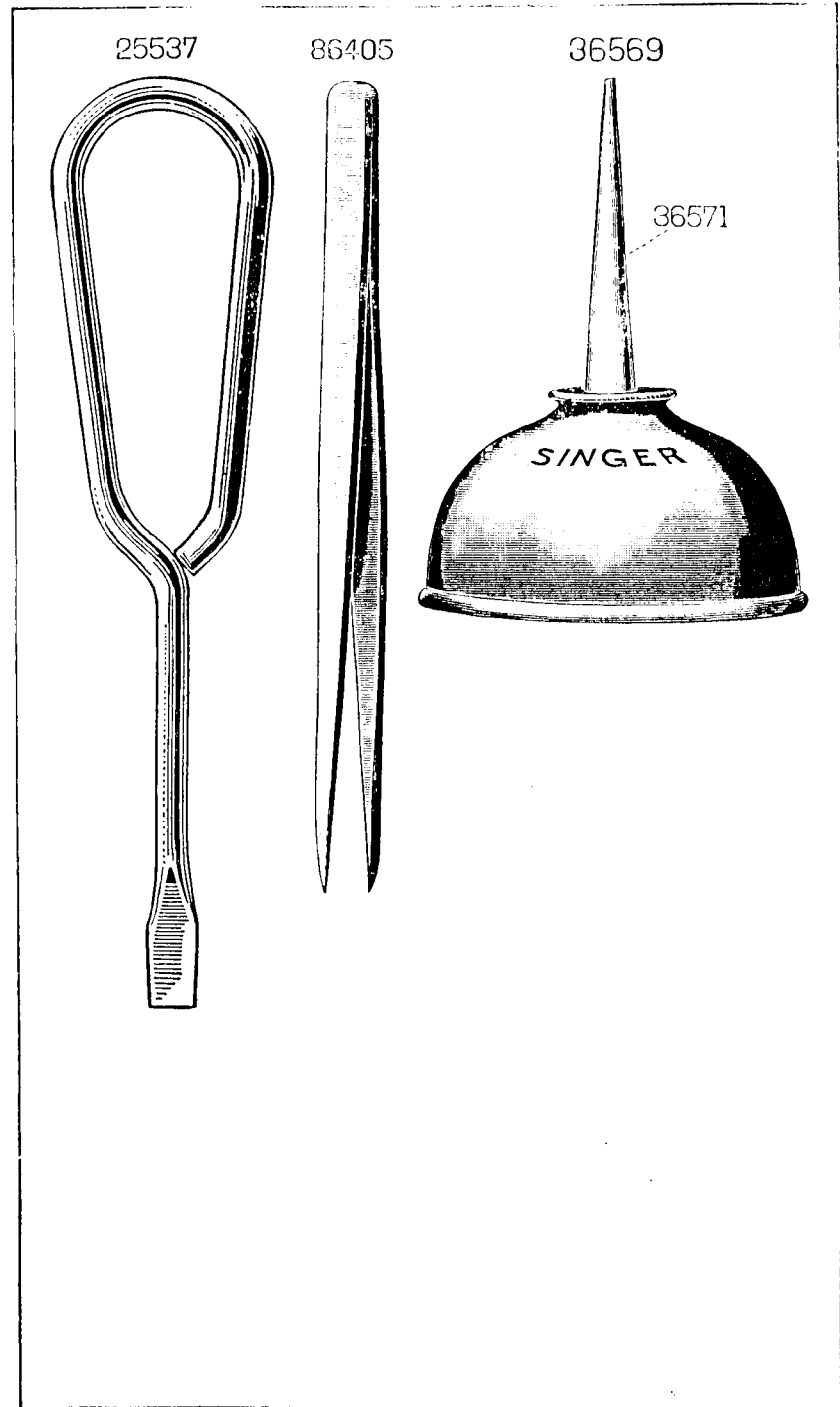
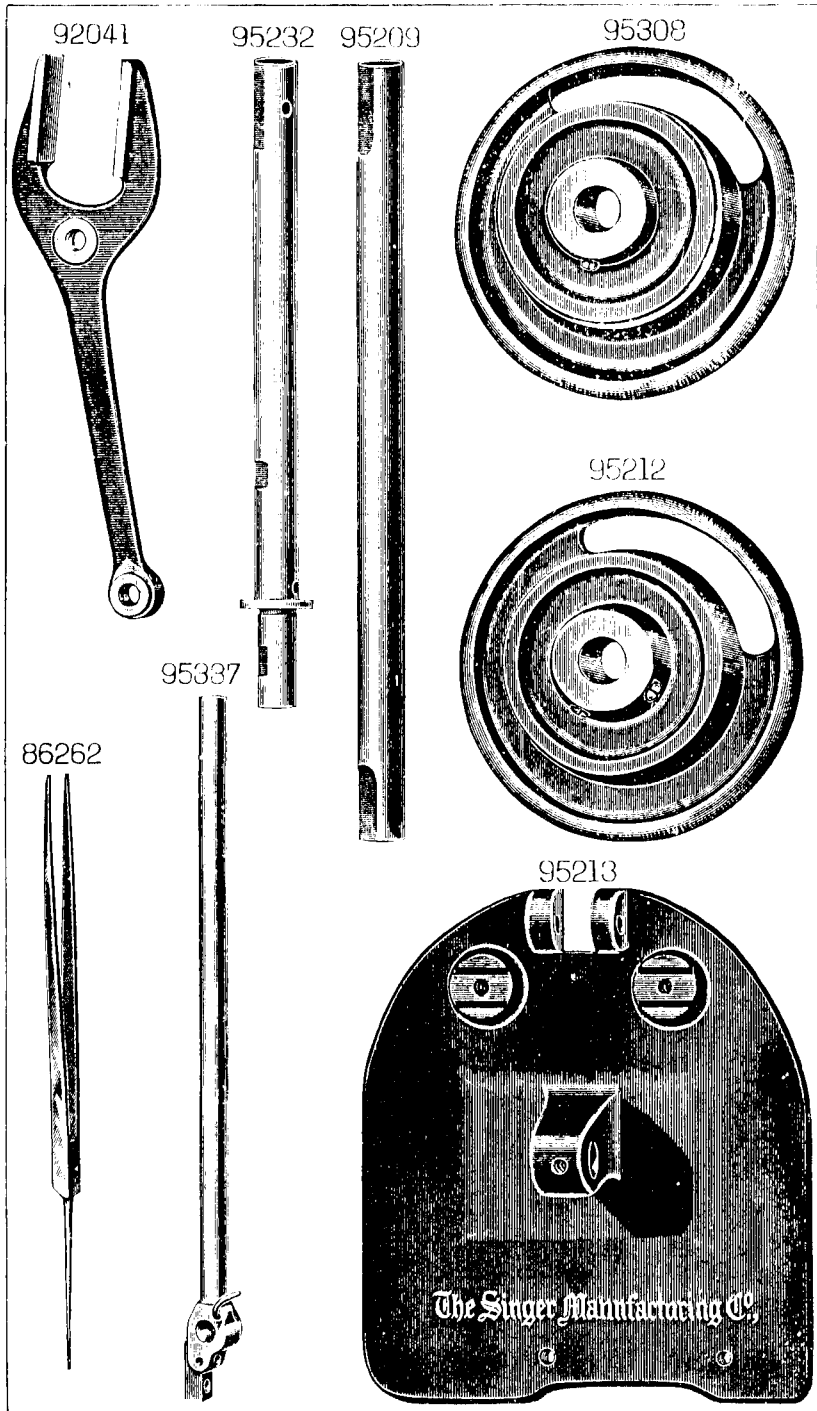
Nos. 46K48, 46K49 and  
46K53 MACHINES

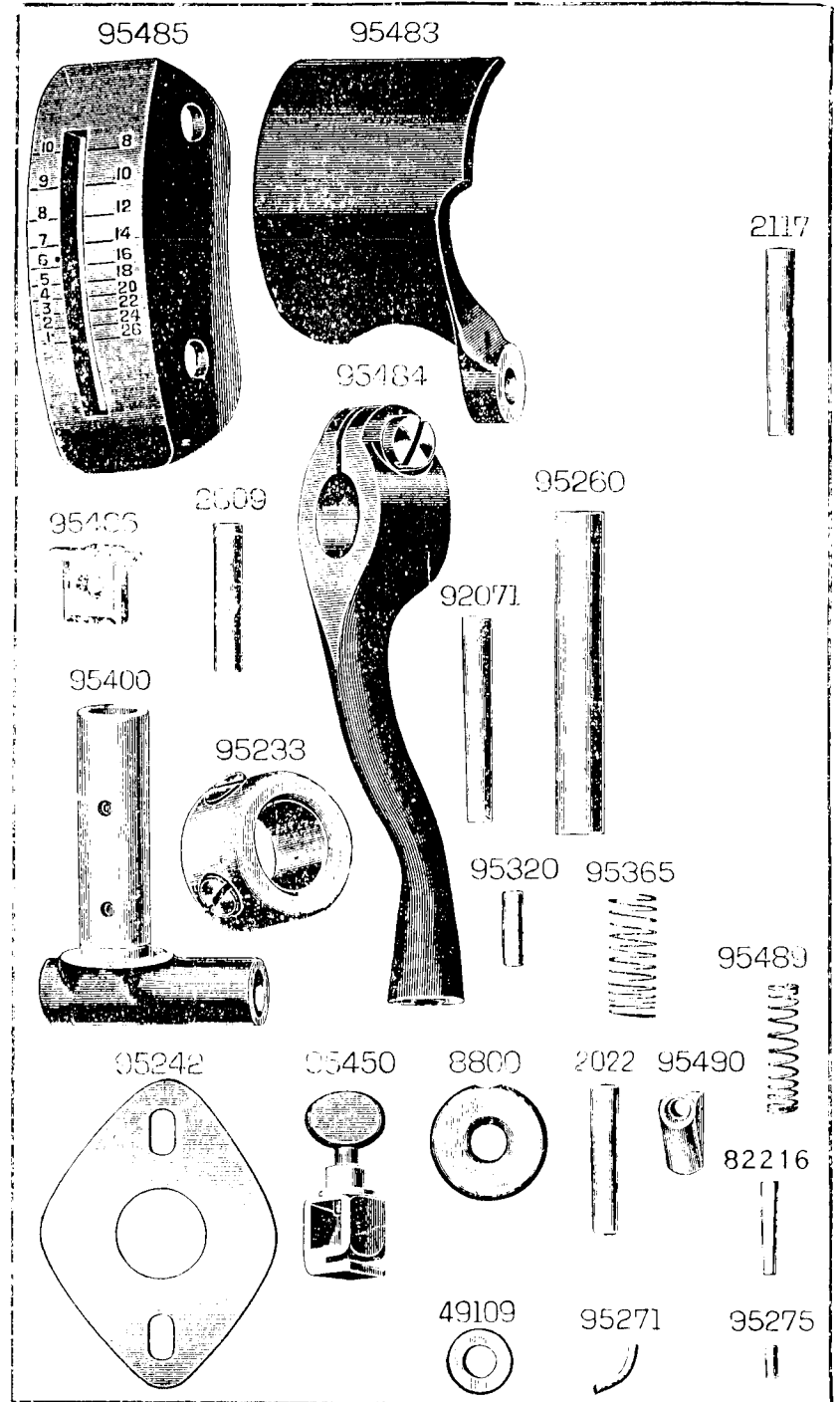



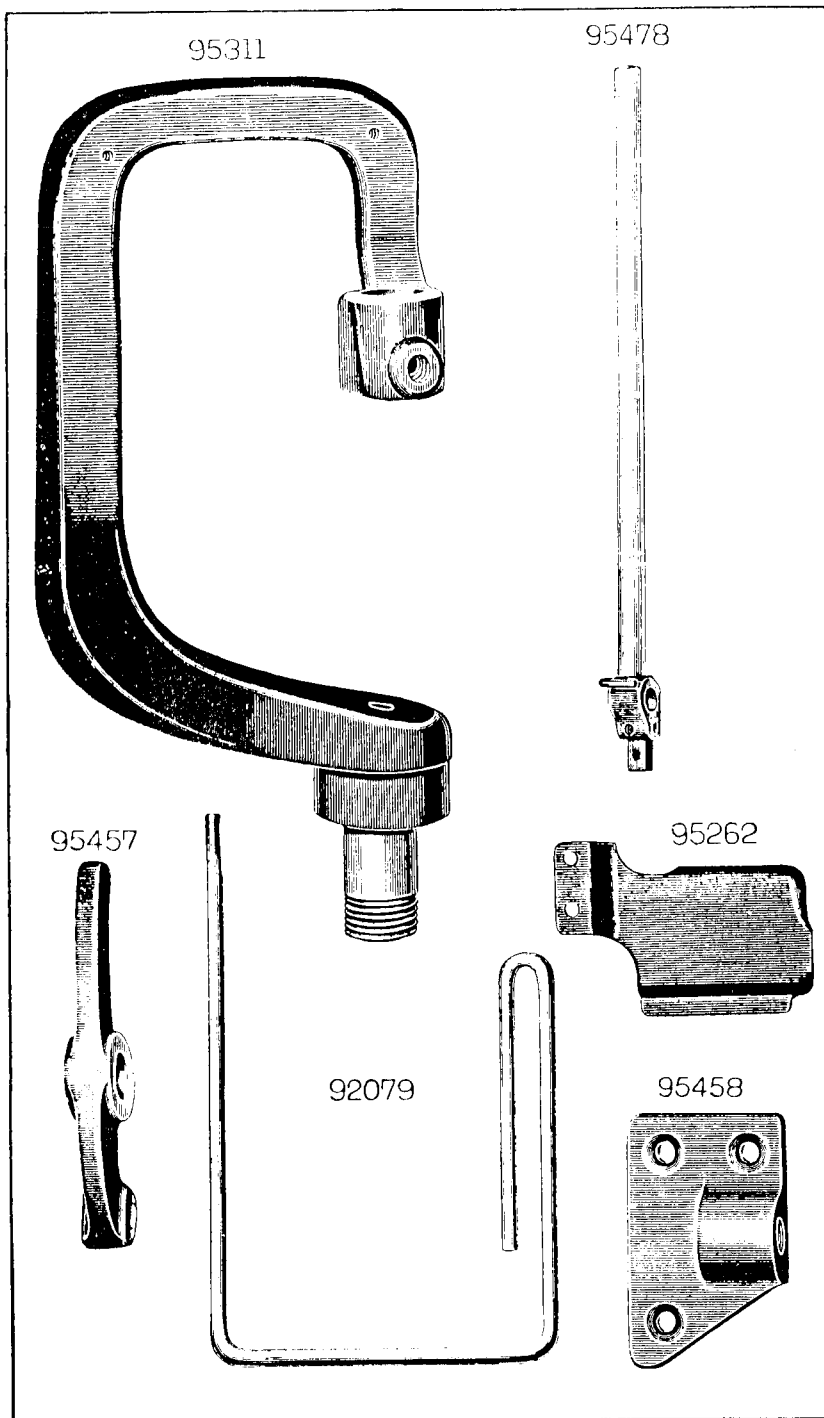

Machine No. 46K48.

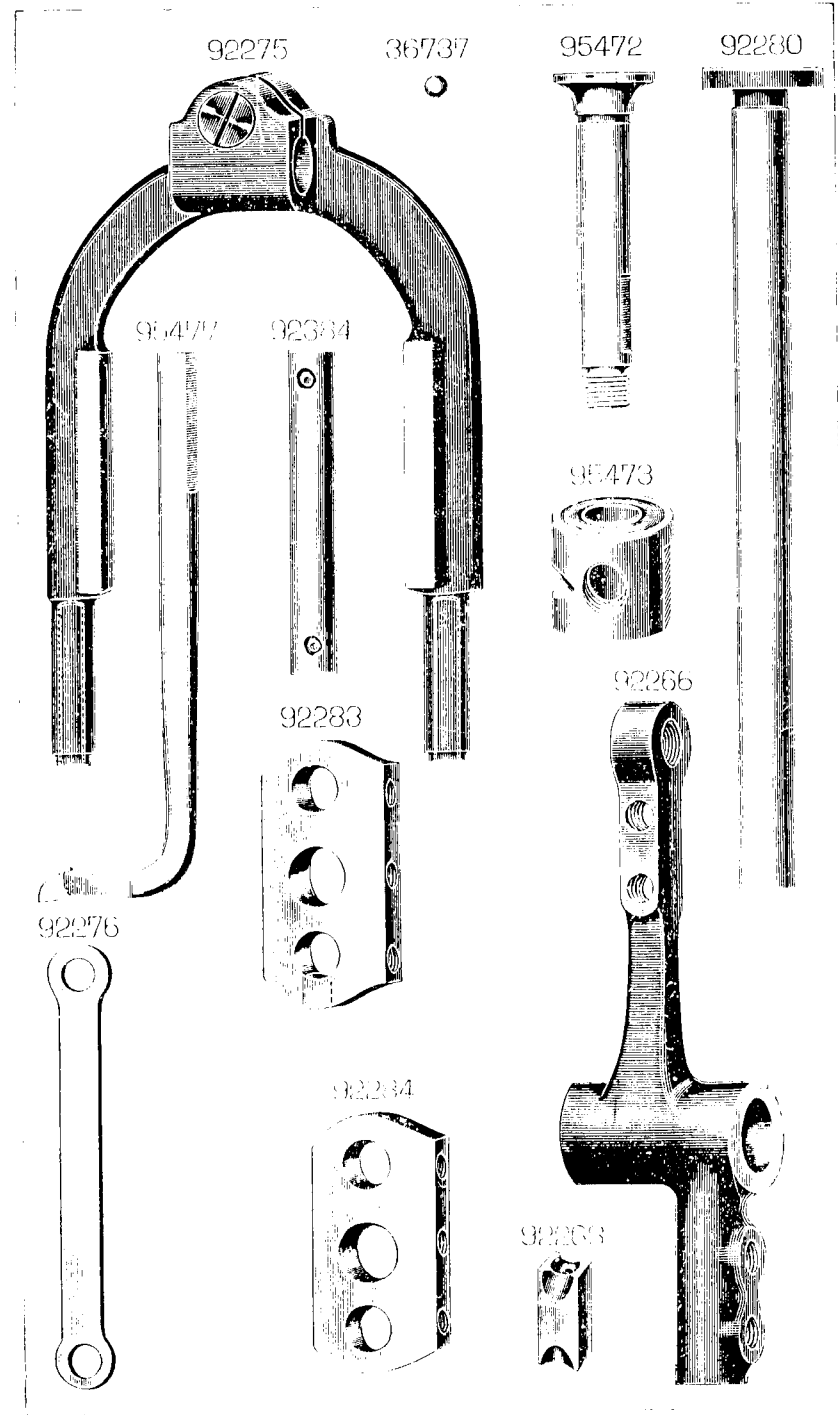
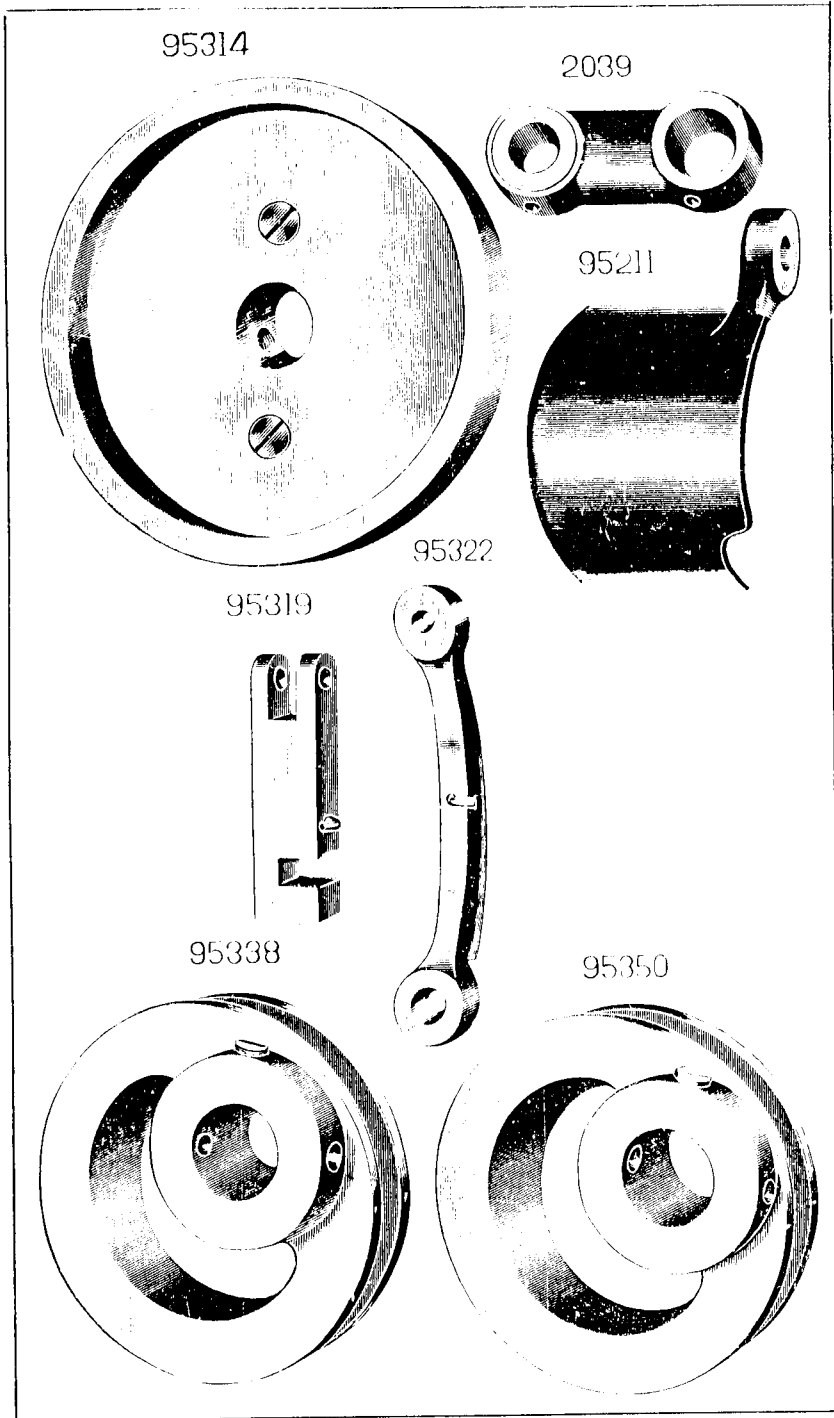
\*\* A Trade Mark of  
THE SINGER MANUFACTURING COMPANY

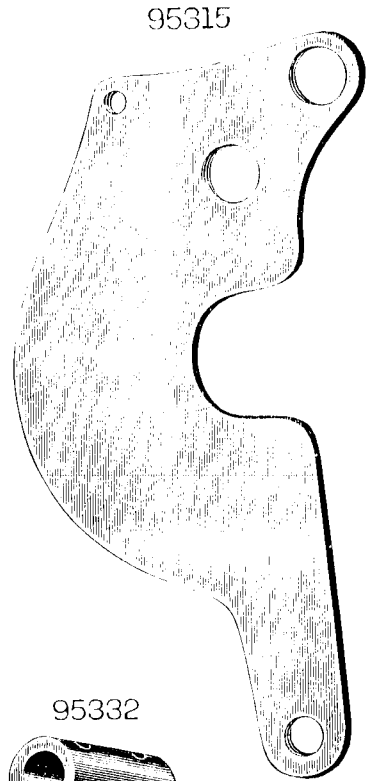








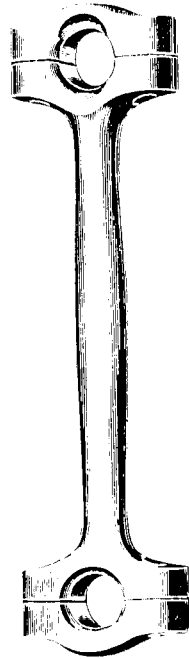




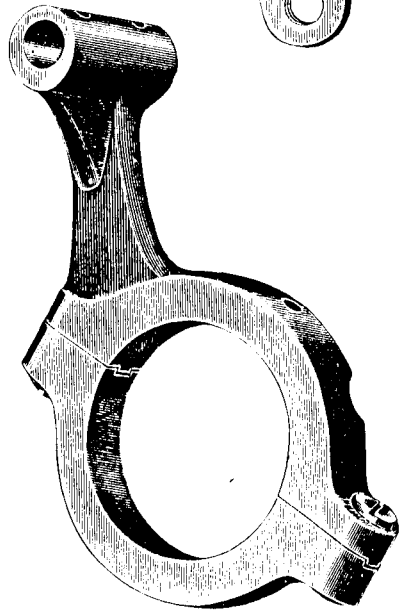
95357



92033



95332



95300



95230



95352



94967



92100



95215



95340



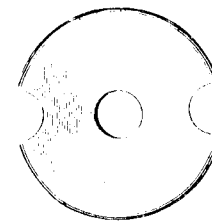
95316



95317



95313



95298



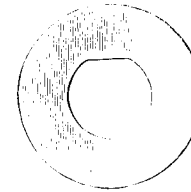
95366



8294



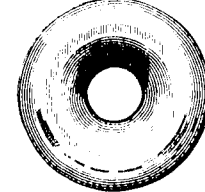
95243



95268

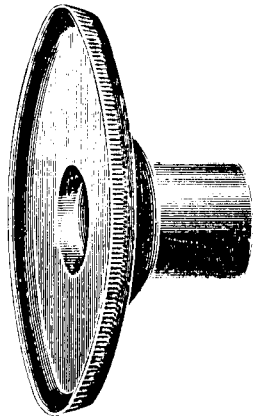


2102

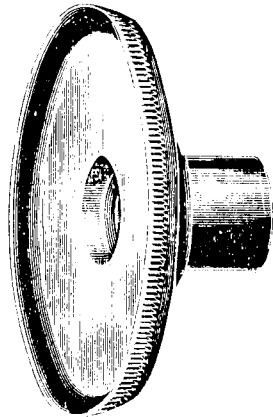




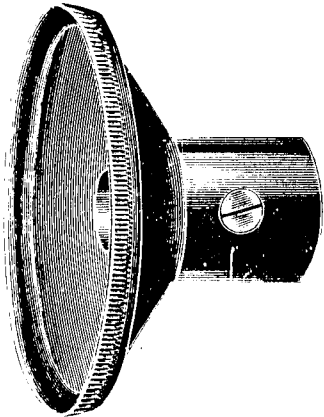
95567




95574



95569



95576



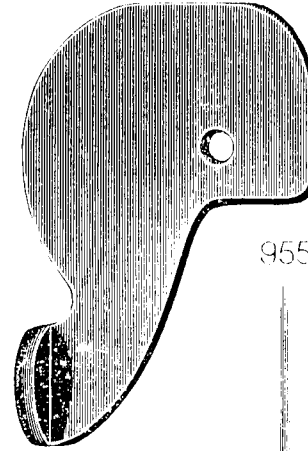
95560



95561



95562



95564



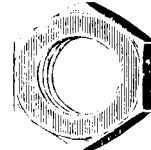
95563

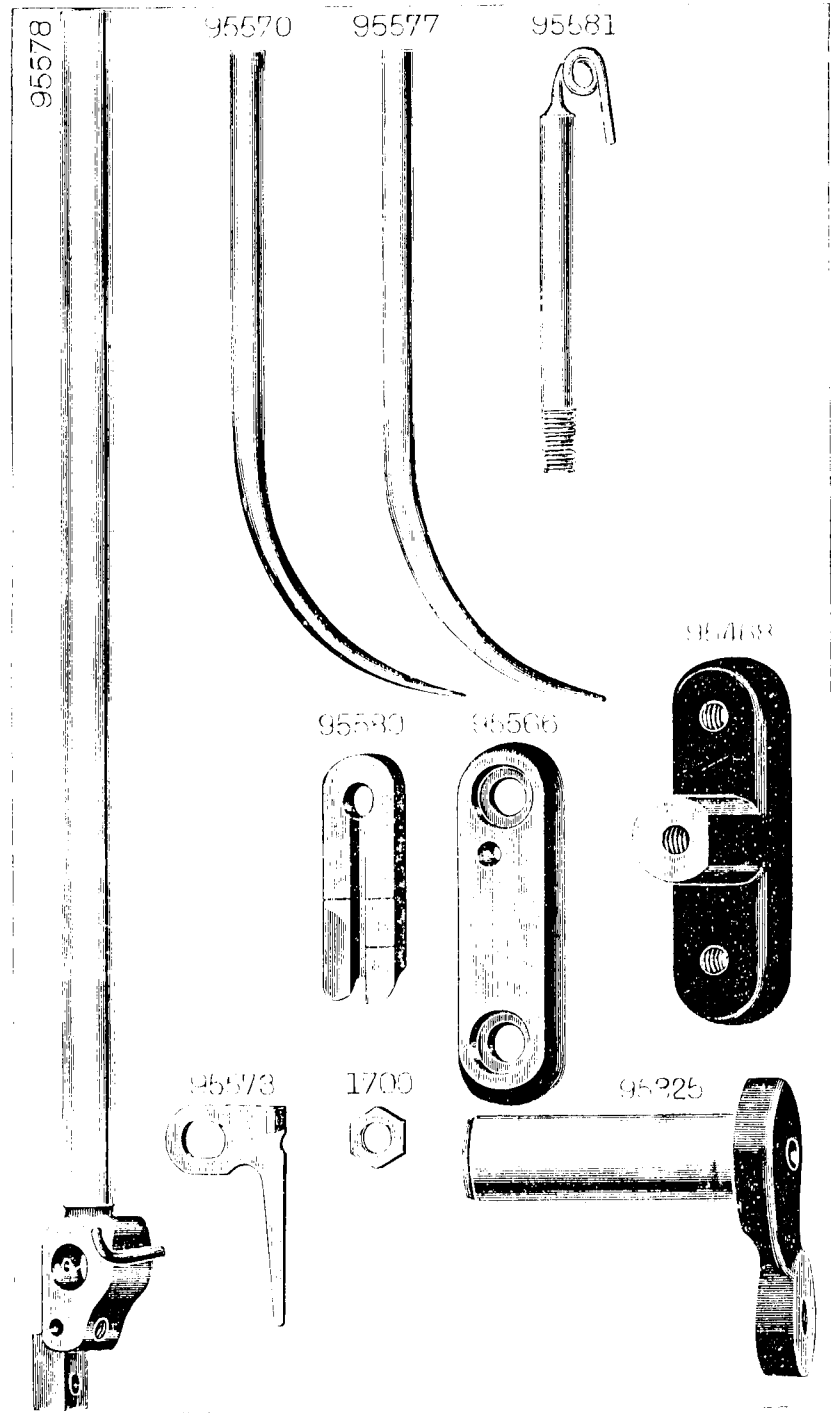



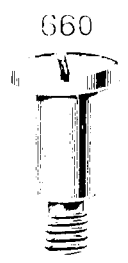
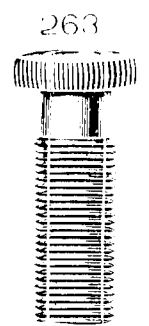
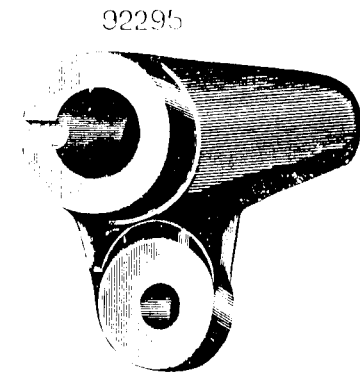
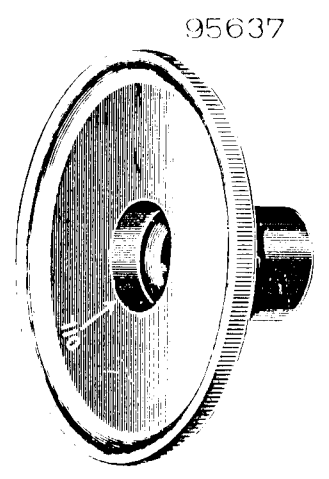
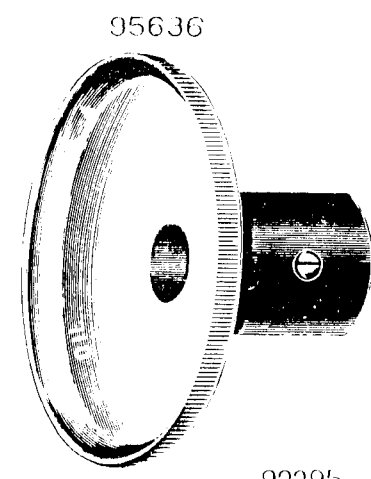
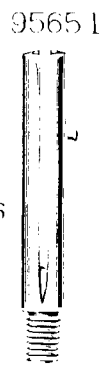
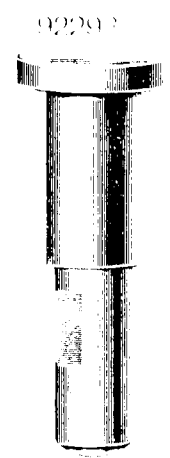
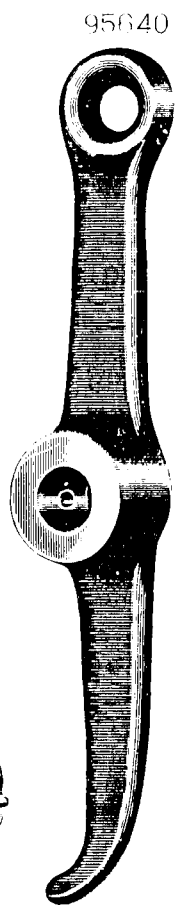



184

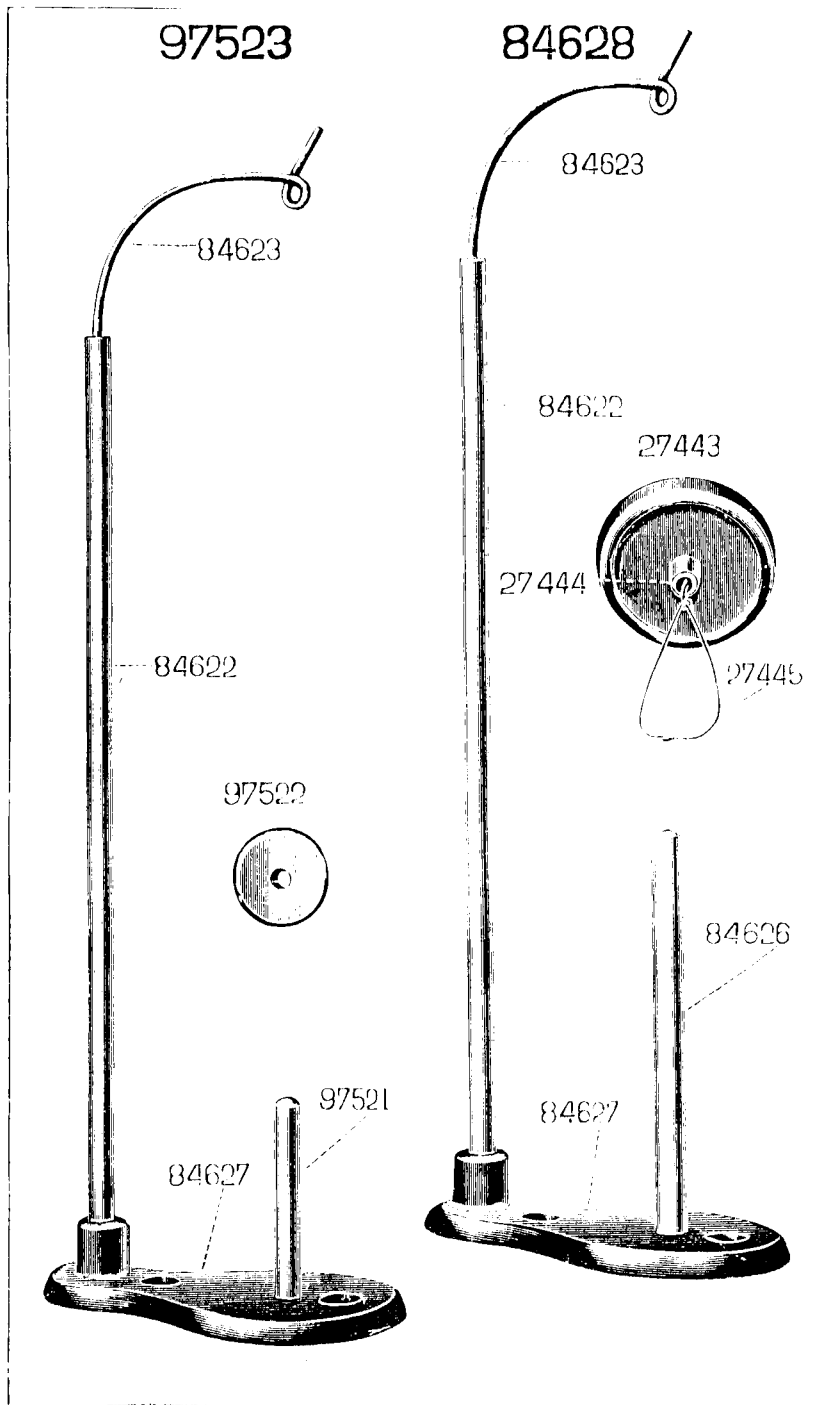


1633









# INSTRUCTIONS FOR ORDERING

In ordering from this List, the prefix and affix letters with the part number **MUST BE** quoted exactly as they are shown in the first column.

A number always indicates the same part in whatever List it may appear on or for whatever machine.

The affix letters (where shown) indicate the style of finish, as follows:

- A. Hardened, Polished, Nickel Plated and Buffed.
- A.A. Buffed and Chromium Plated.
- A.B. Hardened, Polished, Buffed and Chromium Plated.
- A.C. Brown Baking Enamel Finish.
- A.D. Grey Baking Enamel Finish.
- A.E. Hardened, Bright Rumbled and Nickel Plated.
- A.F. Hardened, Bright Rumbled and Nickel Plated, Bright Rumbled and Chromium Plated.
- A.J. Polished, Nickel Plated and Chromium Plated.
- A.K. Hardened, Polished, Nickel Plated and Chromium Plated.
- A.L. Heat Treated for Toughness.
- A.L.X. Heat Treated for Toughness and Black Oxide.
- A.P.P. Grey Wrinkle.
- B. Polished, Nickel Plated and Buffed.
- C. Hardened only.
- C.R. Hardened and Phosforic Treated.
- D. Polished only.
- E. Soft, not Polished.
- F. Hardened and Polished.
- F.J. Hardened, Polished and Nickel Plated.
- G. Bright Rumbled and Nickel Plated.
- H. Blued.
- J. Nickel Plated only.
- K. Hardened and Nickel Plated.
- L. Brass Plated.
- M. Oxidized.
- N. Japanned, Dull.
- P. Japanned, Bright.
- P.P. Wrinkle Finish.
- R. Phosforic Treated.
- S. Cadmium Plated.
- T. Copper Plated.
- T.A. Hardened, Polished, Copper and Nickel Plated and Buffed.
- T.B. Copper and Nickel Plated and Polished.
- T.J. Copper and Nickel Plated only.
- T.K. Hardened, Copper and Nickel Plated.
- T.L. Copper and Brass Plated.
- T.M. Copper Plated and Oxidized.
- U. Zinc Plated.
- V. Silver Plated.
- W. Polished and Nickel Plated.
- X. Black Oxide for Iron and Steel.
- X.C. Hardened and Black Oxide for Iron and Steel.
- Y. Black Nickel Plated only.
- Z. Chromium Plated.
- Z.A. Hardened, Polished, Nickel Plated, Buffed and Chromium Plated.
- Z.B. Polished, Nickel Plated, Buffed and Chromium Plated.
- Z.C. Hardened and Chromium Plated.
- Z.D. Polished and Chromium Plated.
- Z.G. Bright Rumbled, Nickel Plated, Bright Rumbled and Chromium Plated.
- Z.J. Nickel and Chromium Plated.
- Z.T. Copper and Chromium Plated.

*Parts marked with an asterisk (\*) are furnished only when the repairs are made at Factory.*

## Parts Complete for No. 46K48 Machine

**For Fine Fur Work (Surjeteuse) fitted with Stitch Regulator with Indicator, Friction Feed Motion and Ball-Bearing Front Feeding Disc. Single Thread Chain Stitch.**

No.	Plate					
95213	1026	<b>Cover Plate</b>	...	...	...	...
95584		<b>Cover Plate, complete, Nos. 331d, SS419f, 1560f, 19109, 95213, 95352, 95573, 95652 and two 2102</b>	...	...	...	...
	2117	<b>Cover Plate Hinge Pin</b>	...	...	...	...
95213	1729	" " Latch Spring	...	...	...	...
	1931	" " " " Screw (2)	...	...	...	...
62301	1492	<b>Feed Adjusting Lever with 446</b>	...	...	...	...
	446	" " " Set Screw	...	...	...	...
	307	" " " Screw Centre (2)	...	...	...	...
	1513j	" " " " " Nut (2)	...	...	...	...
92100	1729	" " " Spring	...	...	...	...
95560	1734	" " " " Guide with 82216	...	...	...	...
95561	1734	" " " " Plunger	...	...	...	...
82216	1723	" " " " Position Pin	...	...	...	...
95562	1734	" " " " Regulator	...	...	...	...
	184	" " " " Hinge Screw	...	...	...	...
95563	1734	" " " " Plunger	...	...	...	...
95564	1734	" " " " Sleeve	...	...	...	...
	1633	" " " " Nut	...	...	...	...
95565		<b>Feed Adjusting Lever Spring Regulator, complete, Nos. 184, 1633, and 95560 to 95564</b>	...	...	...	...
92295	1830	<b>Feed Bell Crank</b>	...	...	...	...
92017		" " " Connecting Rod	...	...	...	...
92033	1728	" " " " " 92017 with 92034, 92256 and four 196d	...	...	...	...
92034		" " " " " Cap (plain countersink) (for Friction Drive Universal Joint Screw)	...	...	...	...
92256		" " " " " Connecting Rod Cap (elongated countersink) (for Bell Crank Universal Joint Screw)	...	...	...	...
	196d	" " " " " Connecting Rod Cap Binding Screw	...	...	...	...
92293	1829	" " " " Fulcrum Stud	...	...	...	...
	448	" " " " " Set Screw	...	...	...	...
	679c	" " " " Universal Joint Screw	...	...	...	...

No.	Plate							
95311	1725	<b>Feed Bracket</b> (front)	...	...	...	...	...	...
NN55e	1736	" " Nut	...	...	...	...	...	...
95585	1724	<b>Feed Cam</b> with 443c	...	...	...	...	...	...
443c	1736	" " Set Screw	...	...	...	...	...	...
2039	1726	<b>Feed Connecting Link</b>	...	...	...	...	...	...
380c	1736	" " " Hinge Screw (2)	...	...	...	...	...	...
1520r	1736	" " " Nut (2)	...	...	...	...	...	...
92041	1026	<b>Feed Forked Connection</b>	...	...	...	...	...	...
378c	1736	" " " Hinge Screw	...	...	...	...	...	...
1520r	1736	" " " Nut	...	...	...	...	...	...
95232	1026	<b>Feed Friction Shaft</b> (upright)	...	...	...	...	...	...
SS45d	1736	" " " End Screw	...	...	...	...	...	...
95313	1729	" " " Washer	...	...	...	...	...	...
95242	1723	" " " Friction Spring	...	...	...	...	...	...
765ad	1736	" " " Tension Screw	...	...	...	...	...	...
95243	1729	" " " Washer	...	...	...	...	...	...
95233	1723	" " " Position Collar with 1258c and 1259c	...	...	...	...	...	...
1258c	1736	" " " Set Screw (short)	...	...	...	...	...	...
1259c	1736	" " " " (long)	...	...	...	...	...	...
95314	1726	<b>Feed Friction Wheel</b> with 435c, 444d and two 765ad	...	...	...	...	...	...
444d	1736	" " " Position Screw	...	...	...	...	...	...
435c	1736	" " " Set Screw	...	...	...	...	...	...
95315	1728	<b>Feed Friction Wheel Driver</b>	...	...	...	...	...	...
95316	1729	" " " Block (inside)	...	...	...	...	...	...
SS339c	1736	" " " ( " ) Screw Stud	...	...	...	...	...	...
95317	1729	" " " (outside)	...	...	...	...	...	...
SS340c	1736	" " " ( " ) Screw Stud	...	...	...	...	...	...
243c	1736	" " " End Screw	...	...	...	...	...	...
94967	1729	" " " Spring	...	...	...	...	...	...
95230	1728	" " " Hook	...	...	...	...	...	...
170c	1736	" " " Screw Stud	...	...	...	...	...	...
679c	1736	" " " Universal Joint Screw	...	...	...	...	...	...
1520r	1736	" " " Nut	...	...	...	...	...	...
95318		<b>Feed Friction Wheel Driver</b> , complete, Nos. 170c, 243c, SS339c, SS340c and 95315 to 95317	...	...	...	...	...	...

No.	Plate							
95319	1726	<b>Feed Friction Wheel Retaining Clutch</b> with 95271	...	...	...	...	...	...
95322	1726	" " " Bracket with 95271	...	...	...	...	...	...
95271	1723	" " " Spring Hook	...	...	...	...	...	...
690c	1736	" " " Screw	...	...	...	...	...	...
95320	1723	" " " Hinge Pin	...	...	...	...	...	...
95334	1724	" " " Spring	...	...	...	...	...	...
95274	1723	" " " Hook	...	...	...	...	...	...
95323		<b>Feed Friction Wheel Retaining Clutch</b> , complete, Nos. 95319, 95320 and 95322	...	...	...	...	...	...
95481	1723	<b>Feed Regulating Lever</b> with 1581	...	...	...	...	...	...
1581	1736	" " " Binding Screw	...	...	...	...	...	...
95485	1723	" " " Segment	...	...	...	...	...	...
161c	1736	" " " Screw (2)	...	...	...	...	...	...
95486	1723	" " " Stitch Indicator	...	...	...	...	...	...
284d	1736	" " " Thumb Screw	...	...	...	...	...	...
95375	1828	<b>Feed Regulator</b>	...	...	...	...	...	...
95376	1724	" " " Bush	...	...	...	...	...	...
1491	1736	" " " Set Screw	...	...	...	...	...	...
389c	1736	" " " Hinge Screw	...	...	...	...	...	...
1520r	1736	" " " Nut	...	...	...	...	...	...
95640	1829	<b>Feed Roll Opening Lever</b>	...	...	...	...	...	...
95644		" " " 95640 with 660d	...	...	...	...	...	...
660d	1830	" " " Hinge Screw	...	...	...	...	...	...
95567	1733	<b>Feeding Disc</b> (front)	...	...	...	...	...	...
36737	1727	" " " Ball, 1/2" diam	...	...	...	...	...	...
95472	1727	" " " Stud	...	...	...	...	...	...
95473	1727	" " " Bushing	...	...	...	...	...	...
445c	1736	" " " Binding Screw	...	...	...	...	...	...
316c	1736	" " " Raising Set Screw	...	...	...	...	...	...
1216c	1736	" " " Set Screw	...	...	...	...	...	...
1597c	1736	" " " Nut	...	...	...	...	...	...
95568		<b>Feeding Disc</b> (front, ball bearing), complete, Nos. 1216c, 1597c, 95472, 95473, 95567 and twenty 36737	...	...	...	...	...	...
95569	1733	<b>Feeding Disc</b> (back) with 454d	...	...	...	...	...	...
454d	1736	" " " Set Screw	...	...	...	...	...	...
95570	1828	<b>Fur Guide</b>	...	...	...	...	...	...
1521	1736	" " " Binding Screw	...	...	...	...	...	...
95242	1026	<b>Hand Wheel</b> with two 448c	...	...	...	...	...	...
448c	1736	" " " Set Screw	...	...	...	...	...	...

No.	Plate	
95487		<b>Head of Machine</b>
SS56d	1736	" " " Binding Screw (2)
95645	1829	<b>Looper</b>
1147c	1736	" Binding Screw (2)
92266	1727	" Holder
92288	"	" " 92266 with RR68
95244		<b>Looper Holder Connection, complete, Nos. 209d, SS467c, 1077c, 1550h, 92280, 92283, 92284, 92288, 92384, 92388, 95260, 95332, 95400, 95401 and four 1155c</b>
92267	1724	<b>Looper Holder Position Link with 171c</b>
95468	1828	" " " " Bracket
95566	1828	" " " " " Plate
SS56d	1736	" " " " " Binding Screw (2)
2022	1723	" " " " " Steady Pin
92268	1727	" " " " " Distance Rod
SS437c	1736	" " " " " End Screw
171c	1736	" " " " " Binding Screw
SS413c	1736	" " " " " Universal Joint Screw
1718b	1736	" " " " " Nut (bottom)
NN82c	1736	" " " " " Nut (top)
92269		<b>Looper Holder Position Link, complete, Nos. SS437c, 92267, 92268 and two SS413c</b>
92283	1727	<b>Looper Holder Rock Shaft Bracket (right side)</b>
SS467c	1736	" " " " " (top) Adjusting Screw
1550h	1736	" " " " " (bottom) Adjusting Screw Nut
92284	1727	" " " " " (left side)
1155c	1736	" " " " " Set Screw
92388	1724	" " " " " Eccentric with two 116c
95332	1728	" " " " " Connecting Rod with 95333 and two 1057e
*95333		" " " " " Connecting Rod Cap
1057e	1736	" " " " " Screw
95260	1723	" " " " " Stud
446c	1736	" " " " " Set Screw
95400	1723	" " " " " Fulcrum Joint
95401	1724	" " " " " Collar with 171c
171c	1736	" " " " " Binding Screw
92384	1727	" " " " " Stud
209d	1736	" " " " " Set Screw
1077c	1736	" " " " " Spot Screw
95262	1725	" " " " " Oil Cover

No.	Plate	
92280	1727	<b>Looper Holder Rock Shaft Stud</b>
92281	1724	" " " " " Bushing
117c	1736	" " " " " Set Screw
92282	1724	" " " " " Collar with 704c
704c	1736	" " " " " Clamping Screw
RR68	1736	" " " " " Roller and Screw Stud with 378c and 1520c
378c	1736	" " " " " Screw
1520c	1736	" " " " " Nut
95264		<b>Machine Base</b>
8201	1729	" " " Hinge Connection
2809	1723	" " " " Pin
95265		<b>Machine Base, complete, Nos. 95264, two each 2809 and 8201</b>
95308	1026	<b>Machine Driving Pulley with two 148c</b>
148c	1736	" " " " " Set Screw
95309	1026	" " " " " Shaft
144c	1736	" " " " " End Screw (2)
95398	1724	" " " " " Looper Cam (Steel) with two 145c
145c	1736	" " " " " Set Screw
95211	1726	" " " " " Oil Hole Cover (right)
95483	1723	" " " " " (left)
86d	1736	" " " " " Hinge Screw (2)
95644	1829	<b>Needle Bar with 95357</b>
95267	1724	" " " Bushing
143c	1736	" " " " " Set Screw
95268	1729	" " " Clamp with 110545c
110545c	1736	" " " " " Thumb Screw
95338	1726	" " " Eccentric with 119c
92074	1723	" " " " " Dowel Pin
92275	1727	" " " " " Fork with SS329c
SS329c	1830	" " " " " Clamping Screw
92276	1727	" " " " " Strap
208c	1736	" " " " " Screw
92277		" " " " " complete, Nos. 92275, 92276 and two 208c
149c	1736	" " " " " Set Screw
95357	1728	" " " Thread Guide
95298	1729	" " " " " Ripper
95489	1723	" " " " " Spring
95300	1728	" " " " " Adjusting Bracket
504c	1736	" " " " " Set Screw

No.	Plate	
95649	1829	<b>Needle Bar</b> with 95357
95490	1723	" " Needle Stop
50169d	1736	" " " " Screw
95647		<b>Needle Bar</b> , complete, Nos. 50169d, 95490 and 95649

*NOTE.* Needle Bar No. 95647 is sent with this Machine unless otherwise specified on order.

95646	1829	<b>Needle Guide</b> with two 95275
898f	1736	" " Binding Screw
95275	1723	" " Position Pin
92079	1725	<b>Reel Holder</b>
327d	1736	" " Binding Screw (2)
8800	1723	" " " " Washer (2)
2102	1729	<b>Tension Disc</b>
SS419f	1736	" Screw Stud and Thread Guide
331d	1736	" " Set Screw
1560d	1736	" " " Thumb Nut
95352	1729	" Spring
95573	1828	<b>Thread Guide</b> for Cover Plate
49109	1723	" " Washer
95340	1729	<b>Thread Nipper Spindle</b>
171c	1736	" " " " Binding Screw
95651	1829	<b>Thread Take-up Post</b> with 95367
95365	1723	" " Spring
95366	1729	" " " Collar
95367		" " " " Stop Pin
95652		<b>Thread Take-up</b> , complete, Nos. 95365, 95366 and 95651
95639		<b>Drip Pan</b> with two each SS532d and Wood Screws $\frac{1}{4}$ " No. 10, for machines without Iron Base ( $\frac{11}{16}$ " tables)
95648		<b>Drip Pan</b> with two each SS533d and Wood Screws $\frac{1}{4}$ " No. 10, for machines on Power Tables ( $1\frac{1}{8}$ " tables)
SS532d	1830	<b>Drip Pan Screw</b> for 95639
SS533d	1830	" " " " 95648

*NOTE.* As the machines are regularly fitted with Iron Base, Drip Pans are only supplied when specified on order.

## Parts Special to No. 46K49 Machine

**For Fur Work (Surjeteuse), fitted with Stitch Regulator with Indicator, Friction Feed Motion and Ball-Bearing Front Feeding Disc. Single Thread Chain Stitch.**

This machine is the same as No. 46K48 with the following exceptions:—

No.	Plate	
95583		<b>Cover Plate</b> , complete, Nos. 331d, SS419f, 1560d, 1700c, 49109, 95213, 95352, 95581 and two 2102
95574	1733	<b>Feeding Disc</b> (front)
95575		<b>Feeding Disc</b> (front, ball bearing), complete, Nos. 1214c, 1597c, 95472, 95473, 95574 and twenty 36737
95576	1733	<b>Feeding Disc</b> (back) with 454d
95577	1828	<b>Fur Guide</b>
95477	1727	<b>Looper</b>
95480		<b>Looper Holder Connection</b> , complete, Nos. 209d, SS467c, 1077c, 1550h, 92280, 92283 to 92285, 92288, 92381, 95260, 95332, 95400, 95401 and four 1155c
92285	1724	<b>Looper Holder Rock Shaft Eccentric</b> with two 116c
95474	1724	<b>Machine Driving Pulley Shaft Looper Cam</b> (steel) with two 115c
95478	1725	<b>Needle Bar</b> with 95357
95450	1723	" " Clamp with 110545c
95350	1726	" " " Eccentric with 119c
95578	1828	<b>Needle Bar</b> with 95357
95579		<b>Needle Bar</b> , complete, Nos. 50169d, 95490 and 95578
<i>NOTE.</i> Needle Bar No. 95579 is sent with this machine unless otherwise specified on order.		
95580	1828	<b>Needle Guide</b> with two 95275
95581	1828	<b>Thread Guide</b> for Cover Plate
1700c	1828	" " " Nut



## Parts Special to No. 46K53 Machine

(OBSOLETE)

**For Linen and Handkerchief Work, fitted with Stitch Regulator with Indicator, Friction Feed Motion and Ball-Bearing Front Feeding Disc, Single Thread Chain Stitch.**

This machine is the same as No. 46K48 with the following exceptions:

No.	Plate			
95217	1829	<b>Feed Adjusting Lever Spindle</b> with 82216	...	...
82216	1723	" " " " Position Pin	...	...
8225	1830	<b>Feed Adjusting Lever Spring</b>	...	...
2636	1830	" " " " Regulating Thumb Screw	...	...
2070	1830	" " " " Washer	...	...
95650	1829	<b>Feed Regulating Lever Segment</b>	...	...
95637	1830	<b>Feeding Disc (front)</b>	...	...
95638		<b>Feeding Disc (front, ball bearing), complete, Nos. 1214c, 1597c, 95472, 95473, 95637 and twenty 36737</b>	...	...
95636	1830	<b>Feeding Disc (back) with 154d</b>	...	...
95639		<b>Drip Pan</b> with two each S8532d and Wood Screws $\frac{1}{16}$ " No. 10, for machines without Iron Base ( $\frac{1}{16}$ " table)	...	...
95648		<b>Drip Pan</b> with two each S8533d and Wood Screws $\frac{1}{16}$ " No. 10, for machines on Power Table ( $\frac{1}{16}$ " table)	...	...
S8532d	1830	<b>Drip Pan Screw</b> for 95639	...	...
S8533d	1830	" " " " 95648	...	...

*NOTE. Machine Base (Iron) No. 95265 is not regularly supplied with this machine, but it can be furnished in place of Drip Pan if specified on order.*

## Accessories

No.	Plate	
215 × 17		<b>Needles</b> , three each sizes 7 and 11, for 46K48 Machine
215 × 15		" " " " " " 11 and 16, for 46K49 Machine
215 × 17		" " " " " " six size 1, for 46K53 Machine
36569	1355	<b>Oiler</b>
25537	1355	<b>Screw Driver</b>
86262	1026	<b>Tweezers</b> , for 46K48 and 46K49 Machines
86405	1355	" " " " 46K53 Machine
		<b>Wood Screw</b> 1½" × 1" (3) (for fixing machine to table)

## Knee Lifter

No.	Plate	
2767	1023	<b>Knee Plate</b> with 356
356c	1736	" " " " Set Screw
92464	1023	" " " " Arm
2766	1023	" " " " Bracket with 356c
356e	1736	" " " " " " Set Screw
92465	1023	<b>Lifting Lever</b>
SS345e	1023	" " " " Hinge Screw
92466	1023	" " " " Bracket
		" " " " " " Screw (Wood) 1" No. 10
92008	1023	" " " " Connecting Rod
92009		" " " " " " 92008 with 6337
6337	1023	" " " " " " Bracket with two 356c
356e	1736	" " " " " " " " Set Screw
95302		" " " " 92465 with 180d, 210d, SS345e, 92466, 92469 and 95303
95303	1023	" " " " Releasing Pin
95304	1023	" " " " " " Guide Plate
		" " " " " " " " Screw (Wood) 1" No. 10
180d	1023	" " " " " " Set Screw
92469	1023	" " " " Stud
210d	1023	" " " " " " Position Screw

No.	Plate	
92470	1023	<b>Rock Shaft</b>
92471		" " " " 92470 with 2766, 2767, 92009 and 92464
82479	1023	" " " " Bracket
		" " " " " " Screw (Wood) 1" No. 10
95305		<b>Knee Lifter</b> , complete, Nos. 92471, 95302, 95304, two 82479 and nine Wood Screws 1" No. 10

## Knee Lifter

for Machines WITHOUT Iron Base when used on Stand and Table only.

No.	Plate	
2767	1023	<b>Knee Plate</b> with 356
356e	1736	" " " " Set Screw
92464	1023	" " " " Arm
2766	1023	" " " " " " Bracket with 356c
356e	1736	" " " " " " " " Set Screw
95457	1725	<b>Lifting Lever</b>
SS345e	1023	" " " " Hinge Screw
95458	1725	" " " " Bracket
		" " " " " " Screw (Wood) 1" No. 10
92008	1023	" " " " Connecting Rod
92009		" " " " " " 92008 with 6337
6337	1023	" " " " " " Bracket with two 356c
356e	1736	" " " " " " " " Set Screw
95459		" " " " 95457 with SS345e and 95458
92470	1023	<b>Rock Shaft</b>
92471		" " " " 92470 with 2766, 2767, 92009 and 92464
82479	1023	" " " " Bracket
		" " " " " " Screw (Wood) 1" No. 10
95499		<b>Knee Lifter</b> , complete, Nos. 92471, 95459, two 82479 and seven Wood Screws 1" No. 10

## Thread Unwinder

For one spool of thread for 46K53 Machine.

No.	Plate	
84626	1898	<b>Spool Pin</b> (1" high)
84627	1898	" <b>Rest</b>
27443	1898	" <b>Weight</b> with 27444 and 27445
27444	1898	" " <b>Centre</b>
27445	1898	" " <b>Thread Guide</b>
84622	1988	<b>Thread Eyelet Rod</b>
84623	1898	" " <b>Wire</b>
84624		" " " 84623 with 84622
84628	1898	<b>Thread Unwinder</b> , complete, Nos. 27443, 84624, 84626, 84627 and two Wood Screws 1" No. 12

## Thread Unwinder

For one small spool of thread for 46K53 Machine.

No.	Plate	
97521	1898	<b>Spool Pin</b> (2" high)
84627	1898	" <b>Rest</b>
97522	1898	" <b>Weight</b>
84622	1898	<b>Thread Eyelet Rod</b>
84623	1898	" " <b>Wire</b>
84624		" " " 84623 with 84622
97523	1898	<b>Thread Unwinder</b> , complete, Nos. 84624, 84627, 97521, 97522 and two Wood Screws 1" No. 12

*NOTE: Thread Unwinder No. 84628 is supplied with machine unless otherwise specified on order.*