

Singer 31-63

Form 21005

(159)

Printed in U. S. A.

LIST OF PARTS



SINGER^{**}

MACHINE No. 31-63

THE SINGER MANUFACTURING COMPANY

^{**} A Trademark of THE SINGER MANUFACTURING COMPANY

INSTRUCTIONS FOR OILING

To ensure easy running and prevent unnecessary wear of the parts which are in movable contact, the machine requires oiling and when in continuous use, "TYPE B" or "TYPE D" OIL, sold only by Singer Sewing Machine Company, should be applied at the beginning of each working day to all oil holes marked "OIL".

"TYPE D" OIL is stainless.

INDEX

	Page
Accessories	17
Bobbin Winders	17
Machine Base	20
Machine No. 31-63.....	7
Numerical List of Parts	21
Thread Unwinder	20

INSTRUCTIONS FOR ORDERING

In ordering from this list, use ONLY the part NUMBER in the FIRST column.

The number stamped on a Sewing Machine Part is in every case the number of the single part only.

Every combination of parts sent out as such has its specific number, which, although not stamped on the parts, must be used when ordering the combination.

Each number always indicates the SAME PART in whatever list it appears, or for whatever machine.

The letters after some of the numbers indicate the style of finish only, as follows:

- A—Hardened, Polished, Nickel Plated and Buffed
- B—Polished, Nickel Plated and Buffed
- C—Hardened Only
- D—Polished Only
- E—Soft, Not Polished
- F—Hardened and Polished
- G—Bright Rumbled and Nickel Plated
- H—Blued
- J—Nickel Plated Only
- K—Hardened and Nickel Plated
- L—Brass Plated
- M—Oxidized
- R—Phosphate Coating Formed on Surface of Iron or Steel
- S—Cadmium Plated
- T—Copper Plated
- U—Zinc Plated
- V—Silver Plated
- W—Polished and Nickel Plated
- X—Black Oxide for Iron and Steel
- Y—Black Nickel Plated Only
- Z—Chromium Plated
- A.A—Buffed and Chromium Plated
- A.B—Hardened, Polished, Buffed and Chromium Plated
- A.E—Hardened, Bright Rumbled and Nickel Plated
- A.F—Hardened, Bright Rumbled, Nickel Plated, Bright Rumbled and Chromium Plated
- A.G—Alumilite (Plain)
- A.H—Alumilite (Dyed) Color Must be Stated
- A.J—Polished, Nickel Plated and Chromium Plated
- A.K—Hardened, Polished, Nickel Plated and Chromium Plated
- A.L—Heat Treated for Toughness
- A.L.D—Heat Treated for Toughness and Polished
- A.L.X—Heat Treated for Toughness and Black Oxide

INSTRUCTIONS FOR ORDERING

- A.S—Black Moulded Phenolic
- A.T—Beige Moulded Phenolic
- A.U—Brown Moulded Phenolic
- A.W—Hardened then Flame Coated with Tungsten Carbide
- B.A—Chrome Nickel Satin Finish
- B.B—Hardened and Chrome Nickel, Satin Finished
- C.R—Hardened and Phosphate Coating Formed on Surface of Steel
- F.J—Hardened, Polished and Nickel Plated
- T.A—Hardened, Polished, Copper and Nickel Plated and Buffed
- T.B—Copper and Nickel Plated and Polished
- T.J—Copper and Nickel Plated Only
- T.K—Hardened, Copper and Nickel Plated
- T.L—Copper and Brass Plated
- T.M—Copper Plated and Oxidized
- X.C—Hardened and Black Oxide for Iron and Steel
- Z.A—Hardened, Polished Nickel Plated, Buffed and Chromium Plated
- Z.B—Polished, Nickel Plated, Buffed and Chromium Plated
- Z.C—Hardened and Chromium Plated
- Z.D—Polished and Chromium Plated
- Z.G—Bright Rumbled, Nickel Plated, Bright Rumbled and Chromium Plated
- Z.J—Nickel and Chromium Plated
- Z.T—Copper and Chromium Plated

These letters MUST BE USED when they appear in the list; and AFTER the number as in the list.

In this series:

1 to 1500, 50001 to 51500 and 140001 to 142,000 are screw numbers
 1501 to 1800 and 51500 to 51800 are nut numbers
 1801 to 2000 and 51801 to 52000 are roller numbers
 2001 to 50000 and 52001 to 140000 and 142001 to 190000 are Sewing Machine Parts, 190001 and upward are numbers of Electrical Parts.


The figures in the second column refer only to the plates, illustrating the parts, and are NOT TO BE USED in ordering.

Parts marked with an asterisk (*) are furnished only when repairs are made at the factory.

When ordering parts which differ as to gauge (the distance between seams), the gauge as well as the number must be given on the order.

LIST OF PARTS COMPLETE

FOR



MACHINE No. 31-63

FOR PLEATING. TWO NEEDLES, TWO LOOPERS.
CLEARANCE UNDER PRESSER FOOT 7/32"
GAUGES FROM 3/16" TO 1", IN STEPS OF 1/32".
STANDARD GAUGES 3/16" AND 1/4".

No.	Plate	Name
*43819	-----	Arm with 11104
8582	22130	Arm Dowel Pin (2)
12453	22130	Arm Oil Tube for intermediate bearing
11119	22130	Arm Oil Tube (front of arm) with 52045 ..
12454	22130	Arm Oil Tube with 132590
24131	22130	Arm Oil Tube with 52045
132590	22130	Arm Oil Tube Oil Pad (wick)
52045	22130	Arm Oil Tube Packing (braided cotton) (2)
748E	22130	Arm Screw (back) (2)
854E	22130	Arm Screw (front) (2)
20400	22131	Arm Shaft
44234	-----	Arm Shaft 20400 with 19275, 20188, 20197 and 20426
11104	22131	Arm Shaft Bushing
12357	22131	Arm Shaft Flanged Bushing (back)
448AL	22131	Arm Shaft Flanged Bushing (back) Set Screw
144D	22131	Arm Shaft Screw
12480	22130	Arm Side Cap
219D	22130	Arm Side Cap Screw
12193	22130	Arm Side Cover
51224W	22130	Arm Side Cover Thumb Screw
2415	22130	Arm Spool Bracket
15063	-----	Arm Spool Bracket 2415 with two 52239 ..
145D	22130	Arm Spool Bracket Screw

SINGER Needles should be used
in SINGER Machines
These Needles and their Containers
are marked with the
Company's Trademark "SIMANCO" 1

Needles in Containers marked
"FOR SINGER MACHINES"
are NOT SINGER made needles 2

PARTS FOR MACHINE No. 31-63

No.	Plate	Name
52239	22130	Arm Spool Pin and Thread Eyelet (2)
8879	22130	Arm Spool Pin Washer (cloth) (2)
*43821	-----	Bed
20197	22131	Crank Connecting Rod with 125044 and two 896AL
896AL	22131	Crank Connecting Rod Cap Screw (2)
908C	22131	Crank Connecting Rod Hinge Screw
1619E	22131	Crank Connecting Rod Hinge Screw Nut ..
125044	22131	Crank Connecting Rod Oil Pad (felt)
43885	22132	Face Plate
19327	22132	Face Plate Thread Guard (lower) with 12152
12152	22132	Face Plate Thread Guard (lower) Rivet ..
62624	22132	Face Plate Thread Guard (upper)
19155	-----	Face Plate Thread Guard (upper) 62624 with 12152
12152	22132	Face Plate Thread Guard (upper) Rivet ..
43822	22132	Face Plate complete, Nos. 19155, 19327 and 43885
190J	22132	Face Plate Screw
51224W	22132	Face Plate Thumb Screw
19111	22133	Feed Bar
313C	22133	Feed Bar Screw Center (2)
56813	-----	Feed Bar Screw Center 313C with 1519J (2)
1519J	22133	Feed Bar Screw Center Nut (2)
52165	22131	Feed Connecting Link
375C	22131	Feed Connecting Link Hinge Screw (2) ..
1518J	22131	Feed Connecting Link Hinge Screw Nut (2) ..
43823	22134	Feed Dog with 19116 and 19118
NOTE: When ordering No. 43823, state gauge required.		
191C	22134	Feed Dog Screw
19116	22134	Feed Dog Spring
19117	22133	Feed Dog Spring Hook for 19120
19118	22134	Feed Dog Spring Hook for Feed Dogs
19275	22131	Feed and Feed Lifting Eccentric with 446AL
446AL	22131	Feed and Feed Lifting Eccentric Set Screw
12429	22131	Feed Forked Connection
43995	-----	Feed Forked Connection complete Nos. 12429, 52165, 56886 and two each 375C and 1518J
375C	22131	Feed Forked Connection Hinge Screw
1518J	22131	Feed Forked Connection Hinge Screw Nut ..
12374	22133	Feed Lifting Rock Shaft
20015	-----	Feed Lifting Rock Shaft complete, Nos. 3043, 12374 and 19120

PARTS FOR MACHINE No. 31-63

No.	Plate	Name
3043	22133	Feed Lifting Rock Shaft Crank (back) with 462AL
3093	22133	Feed Lifting Rock Shaft Crank (back) Pin
462AL	22133	Feed Lifting Rock Shaft Crank (back) Set Screw
19120	22133	Feed Lifting Rock Shaft Crank (front) with 157E, 19117, 19121 and 19122
157E	22133	Feed Lifting Rock Shaft Crank (front) Clamping Screw
19121	22133	Feed Lifting Rock Shaft Crank (front) Roller
19122	22133	Feed Lifting Rock Shaft Crank (front) Roller Pin
43976	22131	Feed Lifting Rock Shaft Crank Connecting Rod with 125044 and two 966E
966E	22131	Feed Lifting Rock Shaft Crank Connecting Rod Cap Screw (2)
375C	22131	Feed Lifting Rock Shaft Crank Connecting Rod Hinge Screw
1518J	22131	Feed Lifting Rock Shaft Crank Connecting Rod Hinge Screw Nut
125044	22131	Feed Lifting Rock Shaft Crank Connecting Rod Oil Pad (felt)
307C	22133	Feed Lifting Rock Shaft Screw Center (2)
56814	-----	Feed Lifting Rock Shaft Screw Center 307C with 1513J (2)
1513J	22133	Feed Lifting Rock Shaft Screw Center Nut (2)
3039	22131	Feed Regulator
56886	-----	Feed Regulator 3039 with 818W
140139E	22131	Feed Regulator Hinge Screw
139603	22131	Feed Regulator Hinge Screw Friction Washer
818W	22131	Feed Regulator Thumb Screw
12379	22133	Feed Rock Shaft
29633	22133	Feed Rock Shaft Crank with 157R
157R	22133	Feed Rock Shaft Crank Clamping Screw ..
20333	-----	Feed Rock Shaft complete, Nos. 12379 and 29633
307C	22133	Feed Rock Shaft Screw Center (2)
56814	-----	Feed Rock Shaft Screw Center 307C with 1513J (2)
1513J	22133	Feed Rock Shaft Screw Center Nut (2)
139632	22135	Machine Pulley "V" belt groove (outside diameter of belt groove 6.4 in.) with two 453AL

PARTS FOR MACHINE No. 31-63

No.	Plate	Name
453AL	22135	Machine Pulley Set Screw (2)
18014	22136	Needle Bar (hollow)
43998	-----	Needle Bar 18014 with 2273 and 19276 ..
12382	22136	Needle Bar Connecting Link with 794E ..
43997	-----	Needle Bar Connecting Link 12382 with 12384
794E	22136	Needle Bar Connecting Link Adjusting Screw
1904	22136	Needle Bar Connecting Stud Roller (roller only)
453AL	22136	Needle Bar Connecting Stud Set Screw
12384	22136	Needle Bar Connecting Stud complete, Nos. 453AL and 1904
20188	22131	Needle Bar Crank with 1065AL
1065AL	22131	Needle Bar Crank Position Screw
936E	22136	Needle Bar Screw Bushing (2)
19276	22136	Needle Clamp with two 209F for 3/32 in. gauge and above
2273	22136	Needle Clamp Pin
209F	22136	Needle Set Screw (2)
19386	22131	Oscillating Rock Shaft
19387	-----	Oscillating Rock Shaft complete, Nos. 4784, 12388 and 19386
12388	22131	Oscillating Rock Shaft Hinge Pin
448AL	22131	Oscillating Rock Shaft Hinge Pin Set Screw
4784	22131	Oscillating Rock Shaft Oil Pad
20016	22133	Oscillating Shaft
44016	-----	Oscillating Shaft 20016 with 2049, 19139 and 19388
19496	22133	Oscillating Shaft Crank
2049	22133	Oscillating Shaft Crank Pin
457AL	22133	Oscillating Shaft Crank Set Screw
19389	22133	Oscillating Shaft Crank Slide Block
226J	22133	Oscillating Shaft Crank Slide Block Cap Screw
12424	22133	Oscillating Shaft Crank Slide Block Cap Screw Washer
969C	22133	Oscillating Shaft Crank Slide Block Screw Stud
1518J	22133	Oscillating Shaft Crank Slide Block Screw Stud Nut
19390	-----	Oscillating Shaft Crank Slide Block complete, Nos. 226J, 969C, 12424 and 19389
19388	-----	Oscillating Shaft Crank complete, Nos. 457AL, 1518J, 19390 and 19496
44299	22137	Plaiting Blade (lower)
NOTE: When ordering No. 44299, state gauge required.		

PARTS FOR MACHINE No. 31-63

No.	Plate	Name
43825	22137	Plaiting Blade (lower) Holder
212D	22137	Plaiting Blade (lower) Holder Cap Screw
43891	22137	Plaiting Blade (lower) Holder Hinge Stud
1668C	22137	Plaiting Blade (lower) Holder Hinge Stud Nut
8905	22137	Plaiting Blade (lower) Holder Hinge Stud Nut Washer
20408	22137	Plaiting Blade (lower) Holder Spring
43888	22137	Plaiting Blade (lower) Holder Spring Stop
50035E	22137	Plaiting Blade (lower) Holder Spring Stop Screw
1550X	22137	Plaiting Blade (lower) Holder Spring Stop Screw Nut
208AL	22137	Plaiting Blade (lower) Screw (3)
44300	22137	Plaiting Blade (upper)
NOTE: When ordering No. 44300, state gauge required.		
43828	22137	Plaiting Blade (upper) Holder
212D	22137	Plaiting Blade (upper) Holder Cap Screw
43891	22137	Plaiting Blade (upper) Holder Hinge Stud
1668C	22137	Plaiting Blade (upper) Holder Hinge Stud Nut
8905	22137	Plaiting Blade (upper) Holder Hinge Stud Nut Washer
20411	22137	Plaiting Blade (upper) Holder Spring
43888	22137	Plaiting Blade (upper) Holder Spring Stop
50035E	22137	Plaiting Blade (upper) Holder Spring Stop Screw
1550X	22137	Plaiting Blade (upper) Holder Spring Stop Screw Nut
208J	22137	Plaiting Blade (upper) Screw (long)
228J	22137	Plaiting Blade (upper) Screw (short) (2) ..
43829	22137	Plaiting Blade Separating Spring
20413	-----	Plaiting Cam No. 1
20414	-----	Plaiting Cam No. 2
20415	-----	Plaiting Cam No. 3
20416	-----	Plaiting Cam No. 4
20417	-----	Plaiting Cam No. 5
20418	-----	Plaiting Cam No. 6
20419	22138	Plaiting Cam No. 7
20420	-----	Plaiting Cam No. 8
20421	-----	Plaiting Cam No. 9
43830	-----	Plaiting Cam No. 10
43831	-----	Plaiting Cam No. 11
43832	-----	Plaiting Cam No. 12
43833	22138	Plaiting Cam No. 13
43834	-----	Plaiting Cam No. 14

PARTS FOR MACHINE No. 31-63

No.	Plate	Name
8386	22138	Plaiting Cam Position Pin
43835	22138	Plaiting Cam Position Stud
43836	22138	Plaiting Cam Shaft (horizontal) with 8386 ..
44170	22138	Plaiting Cam Shaft (horizontal) Bevel Gear with two 998AL
998AL	22138	Plaiting Cam Shaft (horizontal) Bevel Gear Set Screw (2)
43838	22138	Plaiting Cam Shaft (upright) with 43835 ..
44171	22138	Plaiting Cam Shaft (upright) Bevel Gear with two 947C
947C	22138	Plaiting Cam Shaft (upright) Bevel Gear Set Screw (2)
43840	22138	Plaiting Cam Shaft (upright) Collar with two 624AL
624AL	22138	Plaiting Cam Shaft (upright) Collar Set Screw (2)
*43841	-----	Plaiting Cam Shaft Bracket
145D	22138	Plaiting Cam Shaft Bracket Screw (3)
1667D	22138	Plaiting Cam Thumb Nut (2)
43842	22135	Plaiting Connecting Rod with 359C and two 127C
359C	22135	Plaiting Connecting Rod Adjusting Screw
127C	22135	Plaiting Connecting Rod Cap Screw (2) ..
50006C	22135	Plaiting Connecting Rod Hinge Screw
43844	22135	Plaiting Eccentric with two 448AL
448AL	22135	Plaiting Eccentric Set Screw (2)
43845	22138	Plaiting Gear (back) with two 159C
159C	22138	Plaiting Gear (back) Set Screw (2)
20426	22131	Plaiting Gear (front) with two 882AL
882AL	22131	Plaiting Gear (front) Set Screw (2)
20427	22138	Plaiting Gear (intermediate) large
43847	-----	Plaiting Gear (intermediate) large 20427 with 18055 and 43848
43848	22138	Plaiting Gear (intermediate) small
18055	22138	Plaiting Gear (intermediate) Position Pin
43849	22138	Plaiting Gear (intermediate) Stud
449AL	22138	Plaiting Gear (intermediate) Stud Set Screw
43850	22135	Plaiting Lever with two 363C
363C	22135	Plaiting Lever Set Screw (2)
43851	22135	Plaiting Lever Shaft
*43852	-----	Plaiting Lever Shaft Bracket (left)
127D	22135	Plaiting Lever Shaft Bracket (left) Screw (2)
*43853	-----	Plaiting Lever Shaft Bracket (right)
127D	22135	Plaiting Lever Shaft Bracket (right) Screw (2)
43854	22135	Plaiting Lever Shaft Crank with two 50288AL ..

PARTS FOR MACHINE No. 31-63

No.	Plate	Name
50288AL	22135	Plaiting Lever Shaft Crank Set Screw (2) ..
43855	22135	Plaiting Regulator with 228J
50007E	22135	Plaiting Regulator Adjusting Stud
1668C	22135	Plaiting Regulator Adjusting Stud Nut
20437	22135	Plaiting Regulator Adjusting Stud Nut Washer
43857	22135	Plaiting Regulator Adjusting Stud Sleeve ..
228J	22135	Plaiting Regulator Adjusting Stud Stop Screw
43858	22135	Plaiting Regulator Bracket with four 145E ..
145E	22135	Plaiting Regulator Bracket Adjusting Screw (4)
118E	22135	Plaiting Regulator Bracket Screw
43859	22135	Plaiting Regulator Connecting Link with two 157E
157E	22135	Plaiting Regulator Connecting Link Adjusting Screw (2)
25D	22135	Plaiting Regulator Connecting Link Hinge Screw
43860	22135	Plaiting Regulator Crank with two 795C ..
795C	22135	Plaiting Regulator Crank Set Screw (2)
43892	22137	Plaiting Rock Shaft
199D	22137	Plaiting Rock Shaft Cap Screw
20443	22138	Plaiting Rock Shaft Connecting Rod
66D	22138	Plaiting Rock Shaft Connecting Rod Hinge Screw (lower)
66D	22138	Plaiting Rock Shaft Connecting Rod Hinge Screw (upper)
43863	22137	Plaiting Rock Shaft Crank with 1186E
1186E	22137	Plaiting Rock Shaft Crank Clamping Screw ..
43864	22137	Plaiting Rock Shaft Hinge Pin
1546D	22137	Plaiting Rock Shaft Hinge Pin Nut (brass) ..
43865	22138	Plaiting Rock Shaft Lever
20442	22138	Plaiting Rock Shaft Lever Hinge Stud
155C	22138	Plaiting Rock Shaft Lever Hinge Stud Set Screw
1977	22138	Plaiting Rock Shaft Lever Roller and Stud ..
793D	22138	Plaiting Rock Shaft Lever Roller and Stud Thumb Screw
43893	22138	Plaiting Rock Shaft Lever Roller and Stud Thumb Screw Washer
12391	22139	Presser Bar (hollow)
20059	22139	Presser Bar Guide Bracket with 453AL
453AL	22139	Presser Bar Guide Bracket Set Screw
2062	22139	Presser Bar Lifter
689C	22139	Presser Bar Lifter Screw
1520J	22139	Presser Bar Lifter Screw Nut

PARTS FOR MACHINE No. 31-63

No.	Plate	Name
12327	22139	Presser Bar Lifting and Releasing Lever Bracket.....
11167	22139	Presser Bar Spring (light) .051 wire
NOTE: No. 11167 is sent with this machine, unless another Spring is specified on order.		
12139	-----	Presser Bar Spring (medium) .055 wire.....
20023	-----	Presser Bar Spring (heavy) .063 wire
11170	22139	Presser Bar Spring Washer
43866	22134	Presser Foot with 43868, two each 468C, 43869 and three 43867
43867	22134	Presser Foot Spring (3)
43868	22134	Presser Foot Spring Bar
468C	22134	Presser Foot Spring Bar Set Screw (2)
43869	22134	Presser Foot Spring Bar Stud (2)
793D	22134	Presser Foot Thumb Screw
688J	22139	Pressure Regulating Thumb Screw
43870	22140	Separating Blade (2)
43871	22140	Separating Blade Bracket
43872	22140	Separating Blade Bracket Arm
142D	22140	Separating Blade Bracket Arm Screw (2)
145D	22140	Separating Blade Bracket Screw (2)
139601	22140	Separating Blade Holder
219F	22140	Separating Blade Holder Screw (2)
579F	22140	Separating Blade Screw (4)
19131	22141	Shuttle (inside) Bobbin
43874	22141	Shuttle (inside) Bobbin Case Latch and Position Finger
2521	22141	Shuttle (inside) Bobbin Case Latch and Position Finger Spring
592E	22141	Shuttle (inside) Bobbin Case Latch and Position Finger Stop Screw
43875	22141	Shuttle (inside) Bobbin Case complete, Nos. 591F, 592E, 2521, 19149 and 43874
19136	22141	Shuttle (inside) Body
591F	22141	Shuttle (inside) Tension Regulating Screw
19149	22141	Shuttle (inside) Tension Spring
43876	22141	Shuttle (inside) 1-11/16 in. diam., Nos. 19131, 19136 and 43875.....
19131	22141	Shuttle (outside) Bobbin
62608	-----	Shuttle (outside) Bobbin Case
19311	22141	Shuttle (outside) Bobbin Case Latch and Position Finger
2521	22141	Shuttle (outside) Bobbin Case Latch and Position Finger Spring
592E	22141	Shuttle (outside) Bobbin Case Latch and Position Finger Stop Screw

PARTS FOR MACHINE No. 31-63

No.	Plate	Name
19313	22141	Shuttle (outside) Bobbin Case complete, Nos. 591F, 592E, 2521, 19172, 19311 and 62608
19171	-----	Shuttle (outside) Body for 19326
19137	22141	Shuttle (outside) Body for 19325
591F	22141	Shuttle (outside) Tension Regulating Screw
19172	22141	Shuttle (outside) Tension Spring
19326	-----	Shuttle (outside) 1-11/16 in. diam., for 1/32 in. to 13/64 in. gauges, Nos. 19131, 19171 and 19313
19325	22141	Shuttle (outside) 1-11/16 in. diam., for 7/32 in. gauge and above Nos. 19131, 19137 and 19313
19139	22133	Shuttle Driver with two 453AL, for 1/32 in. to 1-1/4 in. gauges, in steps of 1/32 in. ..
2049	22133	Shuttle Driver Pin
453AL	22133	Shuttle Driver Set Screw (2)
19379	22142	Shuttle Race Body
19309	22142	Shuttle Race Needle Guard
1053E	22142	Shuttle Race Needle Guard Screw (2)
19317	22142	Shuttle Race Ring (inside)
19318	22142	Shuttle Race Ring (outside)
2532	22142	Shuttle Race Ring Position Pin (4)
2533	22142	Shuttle Race Ring Spring (2)
907D	22142	Shuttle Race Ring Spring Screw (2)
24013	22142	Shuttle Race complete, Nos. 19309, 19317, 19318, 19379, two each 907D, 1053E, 2533 and four 2532
145F	22142	Shuttle Race Screw (2)
20060	22139	Slack Thread Regulator
225F	22139	Slack Thread Regulator Adjusting Screw
43877	22140	Strip Guide (left) for one strip
43878	22140	Strip Guide (right) for one strip
43879	22140	Strip Guide (left) for two strips
43880	22140	Strip Guide (right) for two strips
43881	22140	Strip Guide Holder
714D	22140	Strip Guide Thumb Screw (2)
2921	22143	Tension Disc (4)
19191	22143	Tension Plate with 19231, for upper tension
134D	22143	Tension Plate Screw
1560C	22143	Tension Regulating Thumb Nut (2)
19192	22143	Tension Release (2)
12397	22143	Tension Releasing Lever
12398	22143	Tension Releasing Lever Hinge Pin
12329	22143	Tension Releasing Lever Spring
19193	22143	Tension Releasing Lever (intermediate) ..

PARTS FOR MACHINE No. 31-63

No.	Plate	Name
19231	-----	Tension Releasing Lever (intermediate)
		Hinge Block
2269	22143	Tension Releasing Lever (intermediate)
		Hinge Pin
19194	22143	Tension Releasing Lever (intermediate)
		Spring
916C	22143	Tension Screw Stud (2)
44209	-----	Tension Screw Stud 916C with 1560C (2)
1547J	22143	Tension Screw Stud Nut (2)
2923	22143	Tension Spring (2)
19195	22143	Tension (upper) complete with Tension Release, Nos. 2269, 19191, 19193, 19194, two each 1547J, 2923, 19192, 44209 and four 2921
19159	22143	Thread Guide Body
19161	22143	Thread Guide Cap
19160	22143	Thread Guide Roller
905D	22143	Thread Guide Screw
19162	22143	Thread Guide complete (roller) Nos. 905D, 19159, 19160 and 19161
24129	22136	Thread Take-up Crank
3094	22131	Thread Take-up Crank Wedge
690E	22131	Thread Take-up Crank Wedge Screw
19156	22136	Thread Take-up Lever
775E	22136	Thread Take-up Lever Cap Screw
12166	22136	Thread Take-up Lever Hinge Pin
12409	22136	Thread Take-up Lever Link
11204	22136	Thread Take-up Lever Link Hinge Pin
453AL	22136	Thread Take-up Lever Link Hinge Pin Set Screw
19157	-----	Thread Take-up Lever complete, Nos. 12166, 12409 and 19156
44095	-----	Thread Take-up Lever complete, 19157 with 775E, 11204, 24129 and 43997
19158	22143	Thread Take-up Spring
7336	22143	Thread Take-up Spring Regulator
448AL	22143	Thread Take-up Spring Regulator Set Screw
43882	22134	Throat Plate
691AL	22134	Throat Plate Screw (2)
139637	-----	Drip Pan with four 1 in. wire nails for Power Table

ACCESSORIES

No.	Plate	Name
41400	22144	Machine Rest Pin (wood) 3-1/8 in. long ..
120346	22144	Oiler (copper plated) with 120347
120347	22144	Oiler Spout, 8-1/2 in. long
26026	22144	Screw Driver
26485	22144	Screw Driver
43883	22144	Shuttle (inside) Bobbin Case Extractor ..
9859	22144	Tape Delivery Blade Rivet (2)
35018	22144	Tape Delivery Wire with two 9859
120341	22144	Tweezers (curved)
8908	22144	Wrench for 1519, 1520 and 1620
8909	22144	Wrench for 1513 and 1518
19221	22144	Wrench for 936 and 1619
20461	22144	Wrench
43884	22144	Wrench

BOBBIN WINDER
(Swinging Automatic, Right Hand)

No.	Plate	Name
27540	22145	Base
15072	22145	Bobbin Position Pin
27302	22145	Frame
50356D	22145	Frame Hinge Screw
1620J	22145	Frame Hinge Screw Nut
27303	-----	Frame Spring
27541	22145	Pulley
27538	22145	Spindle with 15072 and 41828
41828	22145	Spindle Collar Pin
27306	22145	Spool Pin
11241	22145	Spool Pin Washer (cloth)
27307	22145	Spool Stand
27308	22145	Spool Stand complete, Nos. 418E, 1562J, 2106, 10141, 11241, 27306, 27307 and two each 2455 and wood screws 1 in. No. 10
27587	22145	Stop Latch
35D	22145	Stop Latch Hinge Screw
2455	22145	Tension Disc (2)
1562J	22145	Tension Regulating Thumb Nut
418E	22145	Tension Screw Stud
10141	22145	Tension Spring
2106	22145	Tension Thread Guide
27875	22145	Bobbin Winder Nos. 35D, 1620J, 27302, 27303, 27538, 27540, 27541, 27587, 50356D and two wood screws 1 in. No. 7
27876	22145	Bobbin Winder (swinging automatic, right hand) complete, Nos. 27308 and 27875

BOBBIN WINDER
(For Round Belt)

No.	Plate	Name
259428	23253	Brake (leather)
259429	23253	Brake Clamp
200113F	23253	Brake Clamp Screw
259430	23253	Bobbin Winder and Tension Bracket Base
225453	23253	Frame with 202277 and 259660
225454	23253	Frame Hinge Pin
202277	23253	Frame Oil Packing (wick)
259660	23253	Frame Oil Well Washer
225455	23253	Frame Spring
225456	23253	Frame Spring Plunger
225368	23253	Pulley with 200380C
200380C	23253	Pulley Set Screw
225381	23253	Spindle
225444	23253	Stop Latch
200056E	23253	Stop Latch Screw
225458	23253	Stop Latch Thumb Lever
225459	23253	Stop Latch Thumb Lever Hinge Stud
225459	23253	Stop Latch Thumb Lever Joint Stud
202478	23253	Stop Latch Trip Lever
200299X	23253	Stop Latch Trip Lever Hinge Screw
225461	23253	Tension Bracket with 201499X
200082D	23253	Tension Bracket Screw
228026	23253	Tension Bracket Screw Washer
2102	23253	Tension Disc (2)
13710	23253	Tension Spring
201499X	23253	Tension Stud
201572X	23253	Tension Stud Thumb Nut
225462	23253	Bobbin Winder Tension Bracket complete, Nos. 13710, 201572X, 225461 and two 2102
259431	23253	Bobbin Winder complete, Nos. 200056E, 200082D, 200113F, 200299X, 202478, 225368, 225381, 225444, 225453, 225454, 225455, 225456, 225458, 225462, 228026, 259428, 259429, 259430 and two each 225459 and wood screws 3/4 in. No. 12 R.H.B.

BOBBIN WINDER
(Swinging Automatic, Right Hand)
For Power Table
For "V" Belt Drive

No	Plate	Name
259428	23253	Brake (leather)
259429	23253	Brake Clamp
200113	23253	Brake Clamp Screw
259662	23253	Bobbin Winder and Tension Bracket Base
225453	23253	Frame with 202277 and 259660
225454	23253	Frame Hinge Pin
202277	23253	Frame Oil Packing (wick)
259660	23253	Frame Oil Well Washer
225455	23253	Frame Spring
225456	23253	Frame Spring Plunger
259461	23253	Pulley with 200380C
200380C	23253	Pulley Set Screw
225381	23253	Spindle
225444	23253	Stop Latch
200056E	23253	Stop Latch Screw
225458	23253	Stop Latch Thumb Lever
225459	23253	Stop Latch Thumb Lever Hinge Stud
225459	23253	Stop Latch Thumb Lever Joint Stud
202478	23253	Stop Latch Trip Lever
200299X	23253	Stop Latch Trip Lever Hinge Screw
225461	23253	Tension Bracket with 201499X
200082D	23253	Tension Bracket Screw
228026	23253	Tension Bracket Screw Washer
2102	23253	Tension Disc (2)
13710	23253	Tension Spring
201499X	23253	Tension Stud
201572X	23253	Tension Stud Thumb Nut
225462	23253	Tension Bracket complete, Nos. 13710, 201572X, 225461 and two 2102
259462	23253	Bobbin Winder complete, for "V" belt, Nos. 200056E, 200082D, 200113F, 200299X, 202478, 225381, 225444, 225453, 225454, 225455, 225456, 225458, 225462, 228026, 259428, 259429, 259461, 259662 and two each 225459 and wood screws 3/4 in. No. 12 R.H.

MACHINE BASE

No.	Plate	Name
19219	22309	Bed Frame Cushion (leather) (4).....
158C	22309	Bed Frame Cushion Screw (8).....
19220	22309	Bed Frame Cushion Spring (4).....
19226	22309	Bed Frame Hinge Connection (2).....
19398	22309	Bed Frame Hinge Connection 19226 with 221E and 19397 (2).....
19397	22309	Bed Frame Hinge Connection Cap (2).....
211E	22309	Bed Frame Hinge Connection Cap Screw (2)
16555	22309	Bed Frame Hinge Plate (2).....
14010	22309	Bed Frame Hinge Plate Rivet (6).....
20067	22309	Bed Frame with two each 16555, 19398, four each 19219, 19220, six each 14010, wood screws 1-1/4 in. No. 12 and eight 158C.....

THREAD UNWINDER

For Three Spools or Three Large Cones of Thread

No.	Plate	Name
228764	22146	Spool Pin (3).....
228765	22146	Spool Rest (for one spool) (flat) with 201254C.....
228766	22146	Spool Rest (for two spools) (flat) with 201254C.....
150203	22146	Spool Rest Cushion (felt) (3).....
228767	22146	Spool Rest Rod.....
201254C	22146	Spool Rest Set Screw (2).....
228768	22146	Spool Stand.....
228771	22146	Thread Guide Holder (for three guides)....
228774	22146	Thread Guide Rod.....
228777	22146	Thread Unwinder (for three spools) complete, Nos. 228765, 228766, 228767, 228768, 228771, 228774, three each 150203, 228764, 228769 and wood screws 7/8 in. No. 12.....
27739	-----	Thread Cone (wood) for large cones.....
225390	-----	Thread Cone Holder, for inverted cones ..
NOTE: Nos. 27739 and 225390 are used with, but not included in 228777		

NUMERICAL LIST OF PARTS

No.	Plate	Name
25D	22135	Plaiting Regulator Connecting Link Hinge Screw.....
35D	22145	Bobbin Winder Stop Latch Hinge Screw for 27875.....
66D	22138	Plaiting Rock Shaft Connecting Rod Hinge Screw (lower).....
66D	22138	Plaiting Rock Shaft Connecting Rod Hinge Screw (upper).....
118D	22135	Plaiting Regulator Bracket Screw.....
127C	22135	Plaiting Connecting Rod Cap Screw for 43842.....
127D	22135	Plaiting Lever Shaft Bracket (left) Screw
127D	22135	Plaiting Lever Shaft Bracket (right) Screw
134D	22143	Tension Plate Screw.....
142D	22140	Separating Blade Bracket Arm Screw.....
144D	22131	Arm Shaft Screw.....
145D	22130	Arm Spool Bracket Screw.....
145D	22138	Plaiting Cam Shaft Bracket Screw.....
145E	22135	Plaiting Regulator Bracket Adjusting Screw for 43858.....
145D	22140	Separating Blade Bracket Screw.....
145F	22142	Shuttle Race Screw.....
155C	22138	Plaiting Rock Shaft Lever Hinge Stud Set Screw.....
157E	22133	Feed Lifting Rock Shaft Crank (front) Clamping Screw for 19120.....
157E	22135	Plaiting Regulator Connecting Link Adjusting Screw for 43859.....
157R	22133	Feed Rock Shaft Clamping Screw for 29633.....
158C	22309	Machine Base Bed Frame Cushion Screw for 20067.....
159C	22138	Plaiting Gear (back) Set Screw for 43845
190J	22132	Face Plate Screw.....
191C	22134	Feed Dog Screw.....
199D	22137	Plaiting Rock Shaft Cap Screw.....
208AL	22137	Plaiting Blade (lower) Screw.....
208J	22137	Plaiting Blade (upper) Screw (long).....
209F	22136	Needle Set Screw for 19276.....
211E	22309	Machine Base Bed Frame Hinge Connec- tion Cap Screw for 19398.....
212D	22137	Plaiting Blade (lower) Holder Cap Screw
212D	22137	Plaiting Blade (upper) Holder Cap Screw
219D	22130	Arm Side Cap Screw.....
219F	22140	Separating Blade Holder Screw.....
225F	22139	Slack Thread Regulator Adjusting Screw
226J	22133	Oscillating Shaft Crank Slide Block Cap Screw for 19390.....

NUMERICAL LIST OF PARTS

No.	Plate	Name
228J	22137	Plaiting Blade (upper) Screw (short)
228J	22135	Plaiting Regulator Adjusting Stud Stop Screw for 43855
307C	22133	Feed Lifting Rock Shaft Screw Center for 56814
307C	22133	Feed Rock Shaft Screw Center for 56814
313C	22133	Feed Bar Screw Center for 56813
359C	22135	Plaiting Connecting Rod Adjusting Screw for 43842
363C	22135	Plaiting Lever Set Screw for 43850
375C	22131	Feed Connecting Link Hinge Screw for 43995
375C	22131	Feed Forked Connection Hinge Screw
375C	22131	Feed Lifting Rock Shaft Crank Connecting Rod Hinge Screw
418E	22145	Bobbin Winder Tension Screw Stud for 27308
435AL	22136	Thread Take-up Lever Link Hinge Pin Set Screw
446AL	22131	Feed and Feed Lifting Eccentric Set Screw for 19275
448AL	22131	Arm Shaft Flanged Bushing (back) Set Screw
448AL	22131	Oscillating Rock Shaft Hinge Pin Set Screw
448AL	22135	Plaiting Eccentric Set Screw for 43844
448AL	22143	Thread Take-up Spring Regulator Set Screw
449AL	22138	Plaiting Gear (Intermediate) Stud Set Screw
453AL	22135	Machine Pulley Set Screw for 139632
453AL	22136	Needle Bar Connecting Stud Set Screw for 12384
453AL	22139	Presser Bar Guide Bracket Set Screw for 20059
453AL	22133	Shuttle Driver Set Screw for 19139
457AL	22133	Oscillating Shaft Crank Set Screw for 19388
462AL	22133	Feed Lifting Rock Shaft Crank (back) Set Screw for 3043
468C	22134	Presser Foot Spring Bar Set Screw for 43866
579F	22140	Separating Blade Screw
591F	22141	Shuttle (inside) Tension Regulating Screw for 43875
591F	22141	Shuttle (outside) Tension Regulating Screw for 19313
592E	22141	Shuttle (inside) Bobbin Case Latch and Position Finger Stop Screw for 43875

NUMERICAL LIST OF PARTS

No.	Plate	Name
592E	22141	Shuttle (outside) Bobbin Case Latch and Position Finger Stop Screw for 19313
624AL	22138	Plaiting Cam Shaft (upright) Collar Set Screw for 43840
688J	22139	Pressure Regulating Thumb Screw
689J	22139	Presser Bar Lifter Screw
690E	22131	Thread Take-up Crank Wedge Screw
691AL	22134	Throat Plate Screw
714D	22140	Strip Guide Thumb Screw
748E	22130	Arm Screw (back)
775E	22136	Thread Take-up Lever Cap Screw for 44095
793D	22139	Plaiting Rock Shaft Lever Roller and Stud Thumb Screw
793D	22134	Presser Foot Thumb Screw
794E	22136	Needle Bar Connecting Link Adjusting Screw for 12382
795C	22135	Plaiting Regulator Crank Set Screw for 43860
818W	22131	Feed Regulator Thumb Screw for 56886 ..
854E	22130	Arm Screw (front)
882AL	22131	Plaiting Gear (front) Set Screw for 20426 ..
896AL	22131	Crank Connecting Rod Cap Screw for 20197
905D	22143	Thread Guide Screw for 19162
907D	22142	Shuttle Race Ring Spring Screw for 24013 ..
908C	22131	Crank Connecting Rod Hinge Screw
916C	22143	Tension Screw Stud for 44209
936E	22136	Needle Bar Screw Bushing
947C	22138	Plaiting Cam Shaft (upright) Bevel Gear Set Screw for 44171
966E	22131	Feed Lifting Rock Shaft Crank Connecting Rod Cap Screw for 43976
969C	22133	Oscillating Shaft Crank Slide Block Screw Stud for 19390
998AL	22138	Plaiting Cam Shaft (horizontal) Bevel Gear Set Screw for 44170
1053E	22142	Shuttle Race Needle Guard Screw for 24013
1065AL	22131	Needle Bar Crank Position Screw for 20188
1186E	22137	Plaiting Rock Shaft Crank Clamping Screw for 43863
1513J	22133	Feed Lifting Rock Shaft Screw Center Nut for 56814
1513J	22133	Feed Rock Shaft Screw Center Nut for 56814
1518J	22131	Feed Connecting Link Hinge Screw Nut for 43995

NUMERICAL LIST OF PARTS

No.	Plate	Name
1518J	22131	Feed Forked Connection Hinge Screw Nut
1518J	22131	Feed Lifting Rock Shaft Crank Connecting Rod Hinge Screw Nut
1518J	22133	Oscillating Shaft Crank Slide Block Screw Stud Nut for 19388
1519J	22133	Feed Bar Screw Center Nut for 56813
1520J	22139	Presser Bar Lifter Screw Nut
1546D	22137	Plaiting Rock Shaft Hinge Pin Nut (brass)
1547J	22143	Tension Screw Stud Nut for 19195
1550X	22137	Plaiting Blade (lower) Holder Spring Stop Screw Nut
1550X	22137	Plaiting Blade (upper) Holder Spring Stop Screw Nut
1560C	22143	Tension Regulating Thumb Nut for 44209
1562J	22145	Bobbin Winder Tension Regulating Thumb Nut for 27308
1619E	22131	Crank Connecting Rod Hinge Screw Nut
1620J	22145	Bobbin Winder Frame Hinge Screw Nut for 27875
1667D	22138	Plaiting Cam Thumb Nut
1668C	22137	Plaiting Blade (lower) Holder Hinge Stud Nut
1668C	22137	Plaiting Blade (upper) Holder Hinge Stud Nut
1668C	22135	Plaiting Regulator Adjusting Stud Nut
1904	22136	Needle Bar Connecting Stud Roller (roller only) for 12384
1977	22138	Plaiting Rock Shaft Lever Roller and Stud
2049	22133	Oscillating Shaft Crank Pin for 44016
2049	22133	Shuttle Driver Pin
2062	22139	Presser Bar Lifter
2102	23253	Bobbin Winder Tension Disc for 225462
2106	22145	Bobbin Winder Tension Thread Guide for 27308
2269	22143	Tension Releasing Lever (intermediate) Hinge Pin for 19195
2273	22136	Needle Clamp Pin for 43998
2415	22130	Arm Spool Bracket for 15063
2455	22145	Bobbin Winder Tension Disc for 27308
2521	22141	Shuttle (inside) Bobbin Case Latch and Position Finger Spring for 43875
2521	22141	Shuttle (outside) Bobbin Case Latch and Position Finger Spring for 19313
2532	22142	Shuttle Race Ring Position Pin for 24013
2533	22142	Shuttle Race Ring Spring for 24013
2921	22143	Tension Disc for 19195
2923	22143	Tension Spring for 19195
3039	22131	Feed Regulator for 56886
3043	22133	Feed Lifting Rock Shaft Crank (back) with 462AL for 20015
3093	22133	Feed Lifting Rock Shaft Crank (back) Pin
3094	22131	Thread Take-up Crank Wedge

NUMERICAL LIST OF PARTS

No.	Plate	Name
4784	22131	Oscillating Rock Shaft Oil Pad for 19387
7336	22143	Thread Take-up Spring Regulator
8386	22138	Plaiting Cam Position Pin for 43836
8582	22130	Arm Dowel Pin
8879	22130	Arm Spool Pin Washer (cloth)
8905	22137	Plaiting Blade (lower) Holder Hinge Stud Nut Washer
8905	22137	Plaiting Blade (upper) Holder Hinge Stud Nut Washer
8908	22144	Wrench for 1519, 1520 and 1620 (Accessories)
8909	22144	Wrench for 1513 and 1518 (Accessories)
9859	22144	Tape Delivery Blade Rivet for 35018
10141	22145	Bobbin Winder Tension Spring for 27308
11104	22131	Arm Shaft Bushing for 43819
11119	22130	Arm Oil Tube (front of arm) with 52045
11167	22139	Presser Bar Spring (light) .051 wire
NOTE:		No. 11167 is sent with this machine, unless another Spring is specified on order.
11170	22139	Presser Bar Spring Washer
11204	22136	Thread Take-up Lever Link Hinge Pin for 44095
11241	22145	Bobbin Winder Spool Pin Washer (cloth) for 27308
12139	-----	Presser Bar Spring (Medium) .055 wire
12152	22132	Face Plate Thread Guard (lower) Rivet for 19327
12152	22132	Face Plate Thread Guard (upper) Rivet for 19155
12166	22136	Thread Take-up Lever Hinge Pin for 19157
12193	22130	Arm Side Cover
12327	22139	Presser Bar Lifting and Releasing Lever Bracket
12329	22143	Tension Releasing Lever Spring
12357	22131	Arm Shaft Flanged Bushing (back)
12374	22133	Feed Lifting Rock Shaft for 20015
12379	22133	Feed Rock Shaft for 20333
12382	22136	Needle Bar Connecting Link with 794E, for 43997
12384	22136	Needle Bar Connecting Stud complete, for 43997, Nos. 453AL and 1904
12388	22131	Oscillating Rock Shaft Hinge Pin for 19387
12391	22139	Presser Bar (hollow)
12397	22143	Tension Releasing Lever
12398	22143	Tension Releasing Lever Hinge Pin
12409	22136	Thread Take-up Lever Link for 19157
12424	22133	Oscillating Shaft Crank Slide Block Cap Screw Washer for 19390

NUMERICAL LIST OF PARTS

No.	Plate	Name
12429	22131	Feed Forked Connection for 43995
12453	22130	Arm Oil Tube for Intermediate Bearing
12454	22130	Arm Oil Tube with 132590
12480	22130	Arm Side Cap
13710	23253	Bobbin Winder Tension Spring for 225462
14010	22309	Machine Base Bed Frame Hinge Plate Rivet for 20067
15063	-----	Arm Spool Bracket 2415 with two 52239 ..
15072	22145	Bobbin Winder Bobbin Position Pin for 27538
16555	22309	Machine Base Bed Frame Hinge Plate for 20067
18014	22136	Needle Bar (hollow) for 43998
18055	22138	Plating Gear (intermediate) Position Pin for 43847
19111	22133	Feed Bar
19116	22134	Feed Dog Spring for 43823
19117	22133	Feed Dog Spring Hook for 19120
19118	22134	Feed Dog Spring Hook for 43823
19120	22133	Feed Lifting Rock Shaft Crank (front) with 157E, 19117, 19121 and 19122, for 20015
19121	22133	Feed Lifting Rock Shaft Crank (front) Roller for 19120
19122	22133	Feed Lifting Rock Shaft Crank (front) Roller Pin for 19120
19131	22141	Shuttle (inside) Bobbin for 43876
19131	22141	Shuttle (outside) Bobbin for 19325 and 19326
19136	22141	Shuttle (inside) Body for 43876
19137	22141	Shuttle (outside) Body for 19325
19139	22133	Shuttle Driver with two 453AL, for 1/32 in. to 1-1/4 in. gauges in steps of 1/32 in., for 44016
19149	22141	Shuttle (inside) Tension Spring for 43875
19155	-----	Face Plate Thread Guard (upper) 62624 with 12152, for 43822
19156	22136	Thread Take-up Lever for 19157
19157	-----	Thread Take-up Lever complete for 44095 Nos. 12166, 12409 and 19156
19158	22143	Thread Take-up Spring
19159	22143	Thread Guide Body for 19162
19160	22143	Thread Guide Roller for 19162
19161	22143	Thread Guide Cap for 19162
19162	22143	Thread Guide complete (roller) Nos. 905D, 19159, 19160 and 19161
19171	-----	Shuttle (outside) Body for 19326
19172	22141	Shuttle (outside) Tension Spring for 19313
19191	22143	Tension Plate with 19231, for upper tension, for 19195

NUMERICAL LIST OF PARTS

No.	Plate	Name
19192	22143	Tension Release for 19195
19193	22143	Tension Releasing Lever (intermediate) for 19195
19194	22143	Tension Releasing Lever (intermediate) Spring for 19195
19195	22143	Tension (upper) complete with Tension Release, Nos. 2269, 19191, 19193, 19194, two each 1547J, 2923, 19192, 44209 and four 2921
19219	22309	Machine Base Bed Frame Cushion (leather) for 20067
19220	22309	Machine Base Bed Frame Cushion Spring for 20067
19221	22144	Wrench for 936 and 1619 (Accessories)
19226	22309	Machine Base Bed Frame Hinge Con- nection for 19398
19231	-----	Tension Releasing Lever (intermediate) Hinge Block for 19191
19275	22131	Feed and Feed Lifting Eccentric with 446AL, for 44234
19276	22136	Needle Clamp with two 209F, for 3/32 in. gauge and above, for 43998
19309	22142	Shuttle Race Needle Guard for 24013
19311	22141	Shuttle (outside) Bobbin Case Latch and Position Finger for 19313
19313	22141	Shuttle (outside) Bobbin Case complete, for 19325 and 19326, Nos. 591F, 592E, 2521, 19172, 19311 and 62608
19317	22142	Shuttle Race Ring (inside) for 24013
19318	22142	Shuttle Race Ring (outside) for 24013
19325	22141	Shuttle (outside) 1-11/16 in. diam., for 7/32 in. gauge and above, Nos. 19131, 19137 and 19313
19326	-----	Shuttle (outside) 1-11/16 in. diam., for 1/32 in. to 13/64 in. gauges, Nos. 19131, 19171 and 19313
19327	22132	Face Plate Thread Guard (lower) with 12152, for 43822
19379	22142	Shuttle Race Body for 24013
19386	22131	Oscillating Rock Shaft for 19387
19387	-----	Oscillating Rock Shaft complete, Nos. 4784, 12388 and 19386
19388	-----	Oscillating Shaft Crank complete, for 44016, Nos. 457AL, 1518J, 19390 and 19496
19389	22133	Oscillating Shaft Crank Slide Block for 19390
19390	-----	Oscillating Shaft Crank Slide Block complete, for 19388, Nos. 226J, 969C, 12424 and 19389

NUMERICAL LIST OF PARTS

No.	Plate	Name
19397	22309	Machine Base Bed Frame Hinge Connection Cap for 19398.....
19398	22309	Machine Base Bed Frame Hinge Connection 19226 with 211E and 19397 for 20067.....
19496	22133	Oscillating Shaft Crank for 19388.....
20015	-----	Feed Lifting Rock Shaft complete, Nos. 3043, 12374 and 19120.....
20016	22133	Oscillating Shaft for 44016.....
20023	-----	Presser Bar Spring (heavy) .063 wire.....
20059	22139	Presser Bar Guide Bracket with 453AL ..
20060	22139	Slack Thread Regulator.....
20067	22309	Machine Base Bed Frame with two each 16555, 19398, four each 19219, 19220, six each 14010, wood screws 1-1/4 in. No. 12 and eight 158C.....
20188	22131	Needle Bar Crank with 1065AL, for 44234.....
20197	22131	Crank Connecting Rod with 125044 and two 896AL for 44234.....
20333	-----	Feed Rock Shaft complete, Nos. 12379 and 29633.....
20400	22131	Arm Shaft for 44234.....
20408	22137	Plaiting Blade (lower) Holder Spring.....
20411	22137	Plaiting Blade (upper) Holder Spring.....
20413	-----	Plaiting Cam No. 1.....
20414	-----	Plaiting Cam No. 2.....
20415	-----	Plaiting Cam No. 3.....
20416	-----	Plaiting Cam No. 4.....
20417	-----	Plaiting Cam No. 5.....
20418	-----	Plaiting Cam No. 6.....
20419	22138	Plaiting Cam No. 7.....
20420	-----	Plaiting Cam No. 8.....
20421	-----	Plaiting Cam No. 9.....
20426	22131	Plaiting Gear (front) with two 882AL, for 44234.....
20427	22138	Plaiting Gear (intermediate) large for 43847.....
20437	22135	Plaiting Regulator Adjusting Stud Nut Washer.....
20442	22138	Plaiting Rock Shaft Lever Hinge Stud.....
20443	22138	Plaiting Rock Shaft Connecting Rod.....
20461	22144	Wrench (Accessories).....
24013	22142	Shuttle Race complete, Nos. 19309, 19317, 19318, 19379, two each 907D, 1053E, 2533 and four 2532.....
24129	22136	Thread Take-up Crank for 44095.....
24131	22130	Arm Oil Tube with 52045.....
26026	22144	Screw Driver (Accessories).....
26485	22144	Screw Driver (Accessories).....
27302	22145	Bobbin Winder Frame for 27875.....

NUMERICAL LIST OF PARTS

No.	Plate	Name
27303	-----	Bobbin Winder Frame Spring for 27875.....
27306	22145	Bobbin Winder Spool Pin for 27308.....
27307	22145	Bobbin Winder Spool Stand for 27308.....
27308	22145	Bobbin Winder Spool Stand complete, for 27876, Nos. 418E, 1562J, 2106, 10141, 11241, 27306, 27307 and two each 2455 and wood screws 1 in. No. 10.....
27538	22145	Bobbin Winder Spindle with 15072 and 41828 for 27875.....
27540	22145	Bobbin Winder Base for 27875.....
27541	22145	Bobbin Winder Pulley for 27875.....
27587	22145	Bobbin Winder Stop Latch for 27875.....
27739	-----	Thread Unwinder Thread Cone (wood) for large cones.....
NOTE:		No. 27739 is used with, but not included in 228777.....
27875	22145	Bobbin Winder for 27876, Nos. 35D, 1620J, 27302, 27303, 27538, 27540, 27541, 27587, 50356D and two wood screws 1 in. No. 7.....
27876	22145	Bobbin Winder (swinging automatic, right hand) complete, Nos. 27308 and 27875 ..
29633	22133	Feed Rock Shaft Crank with 157R, for 20333.....
35018	22144	Tape Delivery Wire with two 9859 (Accessories).....
41400	22144	Machine Rest Pin (wood) 3-1/8 in. long (Accessories).....
41828	22145	Bobbin Winder Spindle Collar Pin for 27538.....
*43819	-----	Arm with 11104.....
*43821	-----	Bed.....
43822	22132	Face Plate complete, Nos. 19155, 19327 and 43885.....
43823	22134	Feed Dog with 19116 and 19118.....
NOTE:		When ordering No. 43823, state gauge required.....
43825	22137	Plaiting Blade (lower) Holder.....
43828	22137	Plaiting Blade (upper) Holder.....
43829	22137	Plaiting Blade Separating Spring.....
43830	-----	Plaiting Cam No. 10.....
43831	-----	Plaiting Cam No. 11.....
43832	-----	Plaiting Cam No. 12.....
43833	22138	Plaiting Cam No. 13.....
43834	-----	Plaiting Cam No. 14.....
43835	22138	Plaiting Cam Position Stud for 43838.....
43836	22138	Plaiting Cam Shaft (horizontal) with 8386.....
43838	22138	Plaiting Cam Shaft (upright) with 43835 ..
43840	22138	Plaiting Cam Shaft (upright) Collar with two 624AL.....
*43841	-----	Plaiting Cam Shaft Bracket.....

NUMERICAL LIST OF PARTS

No.	Plate	Name
43842	22135	Plaiting Connecting Rod with 359C and two 127C
43844	22135	Plaiting Eccentric with two 448AL
43845	22138	Plaiting Gear (back) with two 159C
43847	-----	Plaiting Gear (intermediate) Large 20427 with 18055 and 43848
43848	22138	Plaiting Gear (intermediate) small for 43847
43849	22138	Plaiting Gear (intermediate) Stud
43850	22135	Plaiting Lever with two 363C
43851	22135	Plaiting Lever Shaft
*43852	-----	Plaiting Lever Shaft Bracket (left)
*43853	-----	Plaiting Lever Shaft Bracket (right)
43854	22135	Plaiting Lever Shaft Crank with two 50288AL
43855	22135	Plaiting Regulator with 228J
43857	22135	Plaiting Regulator Adjusting Stud Sleeve
43858	22135	Plaiting Regulator Bracket with four 145E
43859	22135	Plaiting Regulator Connecting Link with two 157E
43860	22135	Plaiting Regulator Crank with two 795C
43863	22137	Plaiting Rock Shaft Crank with 1186E
43864	22137	Plaiting Rock Shaft Hinge Pin
43865	22138	Plaiting Rock Shaft Lever
43866	22134	Presser Foot with 43868, two each 468C, 43869 and three 43867
43867	22134	Presser Foot Spring for 43866
43868	22134	Presser Foot Spring Bar for 43866
43869	22134	Presser Foot Spring Bar Stud for 43866
43870	22140	Separating Blade
43871	22140	Separating Blade Bracket
43872	22140	Separating Blade Bracket Arm
43874	22141	Shuttle (inside) Bobbin Case Latch and Position Finger for 43875
43875	22141	Shuttle (inside) Bobbin Case complete, for 43876, Nos. 591F, 592E, 2521, 19149 and 43874
43876	22141	Shuttle (inside) 1-11/16 in. diam., Nos. 19131, 19136 and 43875
43877	22140	Strip Guide (left) for one strip
43878	22140	Strip Guide (right) for one strip
43879	22140	Strip Guide (left) for two strips
43880	22140	Strip Guide (right) for two strips
43881	22140	Strip Guide Holder
43882	22134	Throat Plate
43883	22144	Shuttle (inside) Bobbin Case Extractor (Accessories)
43884	22144	Wrench (Accessories)
43885	22132	Face Plate for 43882

NUMERICAL LIST OF PARTS

No.	Plate	Name
43888	22137	Plaiting Blade (lower) Holder Spring Stop
43888	22137	Plaiting Blade (upper) Holder Spring Stop
43891	22137	Plaiting Blade (lower) Holder Hinge Stud
43891	22137	Plaiting Blade (upper) Holder Hinge Stud
43892	22137	Plaiting Rock Shaft
43893	22138	Plaiting Rock Shaft Lever Roller and Stud Thumb Screw Washer
43976	22131	Feed Lifting Rock Shaft Crank Connecting Rod with 125044 and two 966E
43995	-----	Feed Forked Connection complete, Nos. 12429, 52165, 56886 and two each 375C and 1518J
43997	-----	Needle Bar Connecting Link 12382 with 12384, for 44095
43998	-----	Needle Bar 18014 with 2273 and 19276
44016	-----	Oscillating Shaft 20016 with 2049, 19139 and 19388
44095	-----	Thread Take-up Lever 19157 with 775E, 11204, 24129 and 43997
44170	22138	Plaiting Cam Shaft (horizontal) Bevel Gear with two 998AL
44171	22138	Plaiting Cam Shaft (upright) Bevel Gear with two 947C
44209	-----	Tension Screw Stud 916C with 1560C for 19195
44234	-----	Arm Shaft 20400 with 19275, 20188, 20197 and 20426
44299	22137	Plaiting Blade (lower)
	NOTE:	When ordering No. 44299, state gauge required.
44300	22137	Plaiting Blade (upper)
	NOTE:	When ordering No. 44300, state gauge required.
50006C	22135	Plaiting Connecting Rod Hinge Screw
50007E	22135	Plaiting Regulator Adjusting Stud
50035E	22137	Plaiting Blade (lower) Holder Spring Stop Screw
50035E	22137	Plaiting Blade (upper) Holder Spring Stop Screw
50288AL	22135	Plaiting Lever Shaft Crank Set Screw for 43854
50356D	22145	Bobbin Winder Frame Hinge Screw for 27875
51224W	22130	Arm Side Cover Thumb Screw
51224W	22132	Face Plate Thumb Screw
52045	22130	Arm Oil Tube Packing (braided cotton) for 11119 and 24131
52165	22131	Feed Connecting Link for 43995

NUMERICAL LIST OF PARTS

No.	Plate	Name
52239	22130	Arm Spool Pin and Thread Eyelet for 15063
56813	-----	Feed Bar Screw Center 313C with 1519J
56814	-----	Feed Lifting Rock Shaft Screw Center 307C with 1513J
56814	-----	Feed Rock Shaft Screw Center 307C with 1513J
56886	-----	Feed Regulator 3039 with 818W, for 43995
62608	-----	Shuttle (outside) Bobbin Case for 19313
62624	22132	Face Plate Thread Guard (upper) for 19155
120341	22144	Tweezers (curved) (Accessories)
120346	22144	Oil (copper plated) with 120347 (Accessories)
120347	22144	Oil Spout, 8½ in. long for 120346
125044	22131	Crank Connecting Rod Oil Pad (felt) for 20197
125044	22131	Feed Lifting Rock Shaft Crank Connecting Rod Oil Pad (felt) for 43976
132590	22130	Arm Oil Tube Oil Pad (wick) for 12454
139601	22140	Separating Blade Holder
139603	22131	Feed Regulator Hinge Screw Friction Washer
139632	22135	Machine Pulley, "Y" Belt groove (outside diameter of belt groove 6.4 in.) with two 453AL
139637	-----	Drip Pan with four 1 in. wire balls for Power Table
140139E	22131	Feed Regulator Hinge Screw
150203	22146	Thread Unwinder Spool Rest Cushion (felt) for 228777
200056E	23253	Bobbin Winder Stop Latch Screw for 259431 and 259462
200082D	23253	Bobbin Winder Tension Bracket Screw for 259431 and 259462
200113F	23253	Bobbin Winder Clamp Screw for 259431 and 259462
200299X	23253	Bobbin Winder Stop Latch Trip Lever Hinge Screw for 259431 and 259462
200380C	23253	Bobbin Winder Pulley Set Screw for 225368 and 259461
201254C	22146	Thread Unwinder Spool Rest Set Screw for 228765 and 228766
201499X	23253	Bobbin Winder Tension Stud for 225461
201572X	23253	Bobbin Winder Tension Stud Thumb Nut for 225462
202277	23253	Bobbin Winder Frame Oil Packing (wick) for 225453

NUMERICAL LIST OF PARTS

No.	Plate	Name
202478	23253	Bobbin Winder Stop Latch Trip Lever for 259431 and 259462
225368	23253	Bobbin Winder Pulley with 200380C, for 259431
225381	23253	Bobbin Winder Spindle for 259431 and 259462
225390	-----	Thread Unwinder Thread Cone Holder, for inverted cones
		NOTE: No. 225390 is used with but not included in 228777
225444	23253	Bobbin Winder Stop Latch for 259431 and 259462
225453	23253	Bobbin Winder Frame with 202277 and 259660, for 259431 and 249462
225454	23253	Bobbin Winder Frame Hinge Pin for 259431 and 259462
225455	23253	Bobbin Winder Frame Spring for 259431 and 259462
225456	23253	Bobbin Winder Frame Spring Plunger for 259431 and 259462
225458	23253	Bobbin Winder Stop Latch Thumb Lever for 259431 and 259462
225459	23253	Bobbin Winder Stop Latch Thumb Lever Hinge Stud for 259431 and 259462
225459	23253	Bobbin Winder Stop Latch Thumb Lever Joint Stud for 259431 and 259462
225461	23253	Bobbin Winder Tension Bracket with 201499X, for 225462
225462	23253	Bobbin Winder Tension Bracket complete, for 259431 and 259462, Nos. 13710, 201572X, 225461 and two 2102
228026	23253	Bobbin Winder Tension Bracket Screw Washer for 259431 and 259462
228764	22146	Thread Unwinder Spool Pin for 228777
228765	22146	Thread Unwinder Spool Rest (for one spool) (flat) with 201254C, for 228777
228766	22146	Thread Unwinder Spool Rest (for two spools) (flat) with 201254C, for 228777
228767	22146	Thread Unwinder Spool Rest Rod for 228777
228768	22146	Thread Unwinder Spool Stand for 228777
228769	22146	Thread Unwinder Thread Guide for 228777
228771	22146	Thread Unwinder Thread Guide Holder (for three guides) for 228777
228774	22146	Thread Unwinder Thread Guide Rod for 228777
228777	22146	Thread Unwinder (for three spools) complete, Nos. 228765, 228766, 228767, 228768, 228771, 228774, three each 150203, 228764, 228769 and wood screws 7/8 in. No. 12 ..


NUMERICAL LIST OF PARTS


No.	Plate	Name
259428	23253	Bobbin Winder Brake (leather) for 259431 and 259462
259429	23253	Bobbin Winder Brake Clamp for 259431 and 259462
259430	23253	Bobbin Winder and Tension Bracket Base for 259431
259431	23253	Bobbin Winder complete, (for round belt) Nos. 200056E, 200082D, 200113F, 200299X, 202478, 225368, 225381, 225444, 225453, 225454, 225455, 225456, 225458, 225462, 228026, 259428, 259429, 259430, and two each 225459 and wood screws 3/4 in. No. 12 R.H.B.
259461	23253	Bobbin Winder Pulley 200380C, for 259462
259462	23253	Bobbin Winder complete, for "Y" Belt, Nos. 200056E, 200082D, 200113F, 200299X, 202478, 225381, 225444, 225453, 225454, 225455, 225456, 225458, 225462, 228026, 259428, 259429, 259461, 259462 and two each 225459 and wood screws 3/4 in. No. 12 R.H.
259460	23253	Bobbin Winder Frame Oil Well Washer for 225453
259462	23253	Bobbin Winder and Tension Bracket Base for 259462

SINGER Needles should be used
in SINGER Machines
These Needles and their Containers
are marked with the
Company's Trademark "SIMANCO" 1

Needles in Containers marked
"FOR SINGER MACHINES"
are NOT SINGER made needles 2

22130-1/2

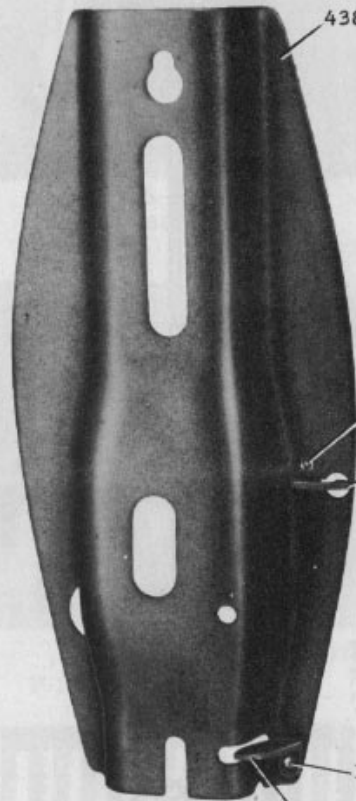




22132-2/3

43822

190J



43885

12152

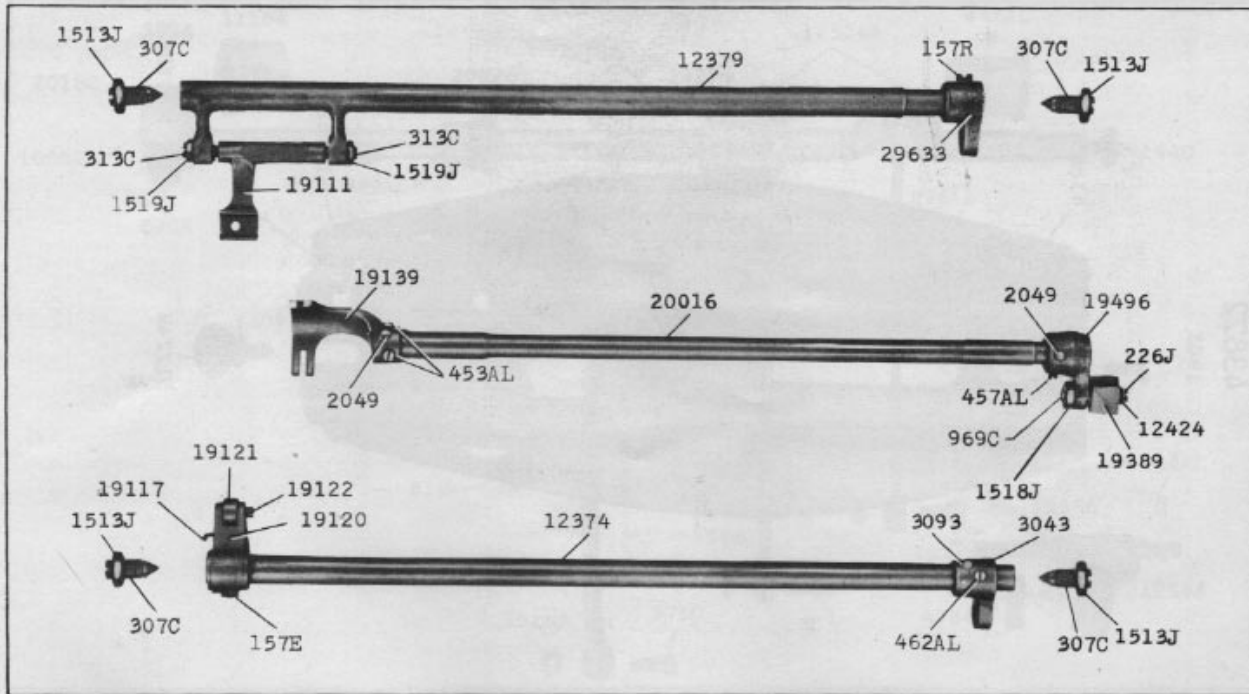
62624

12152

19327





51224W



22133-1/3

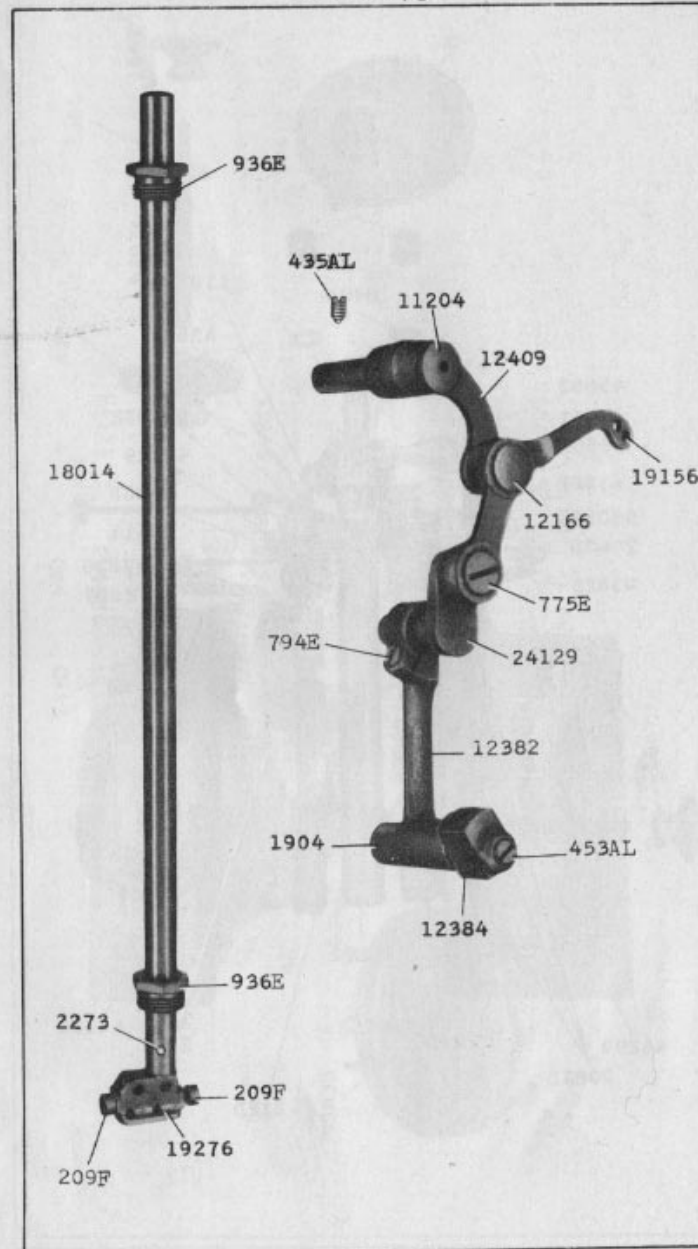
22134-2/3



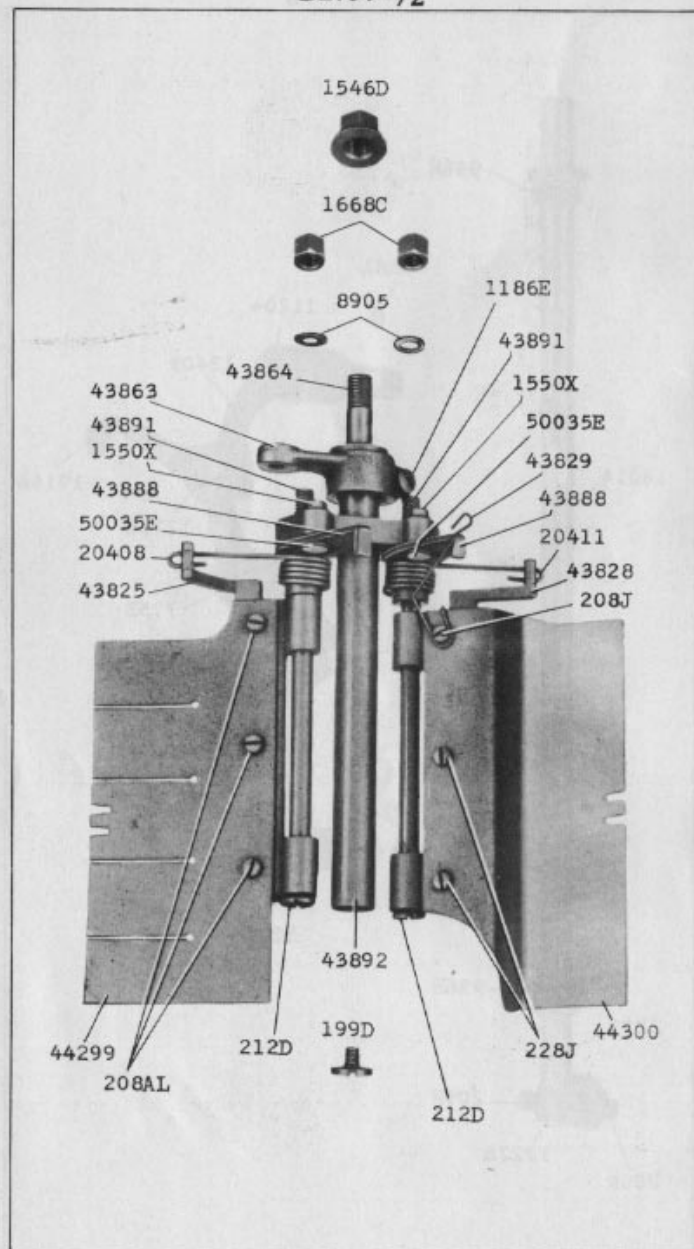



22135-1/4

22136-2/3



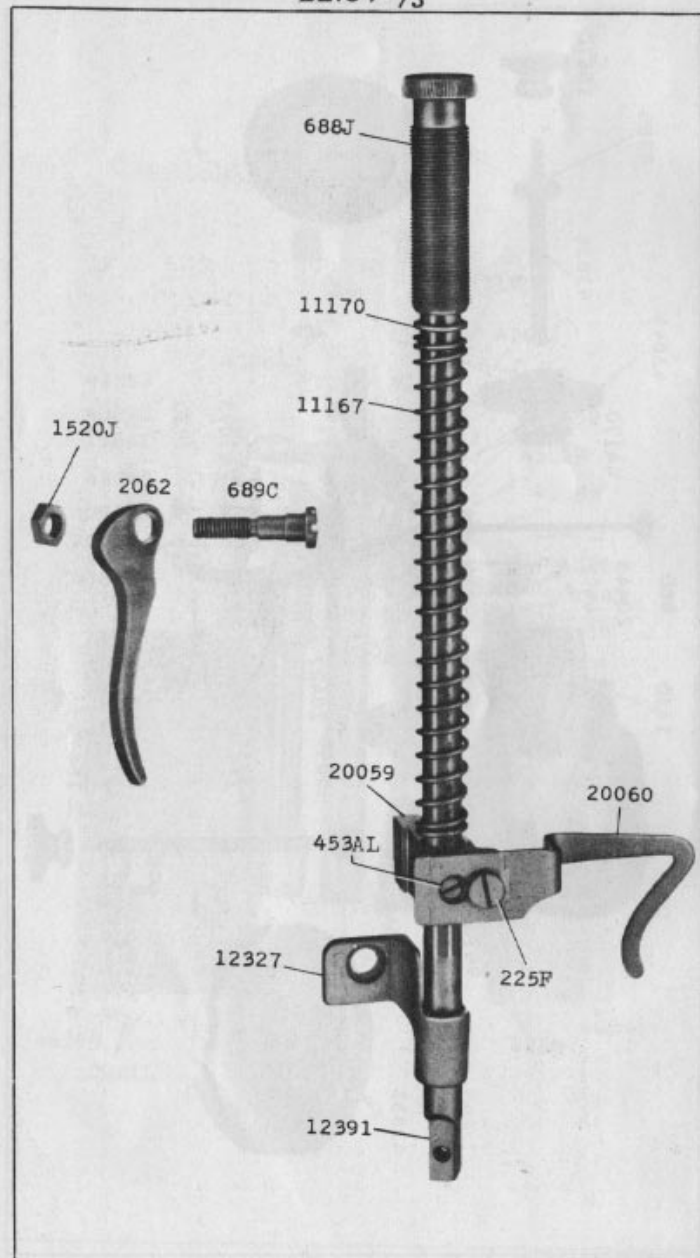
22137-1/2

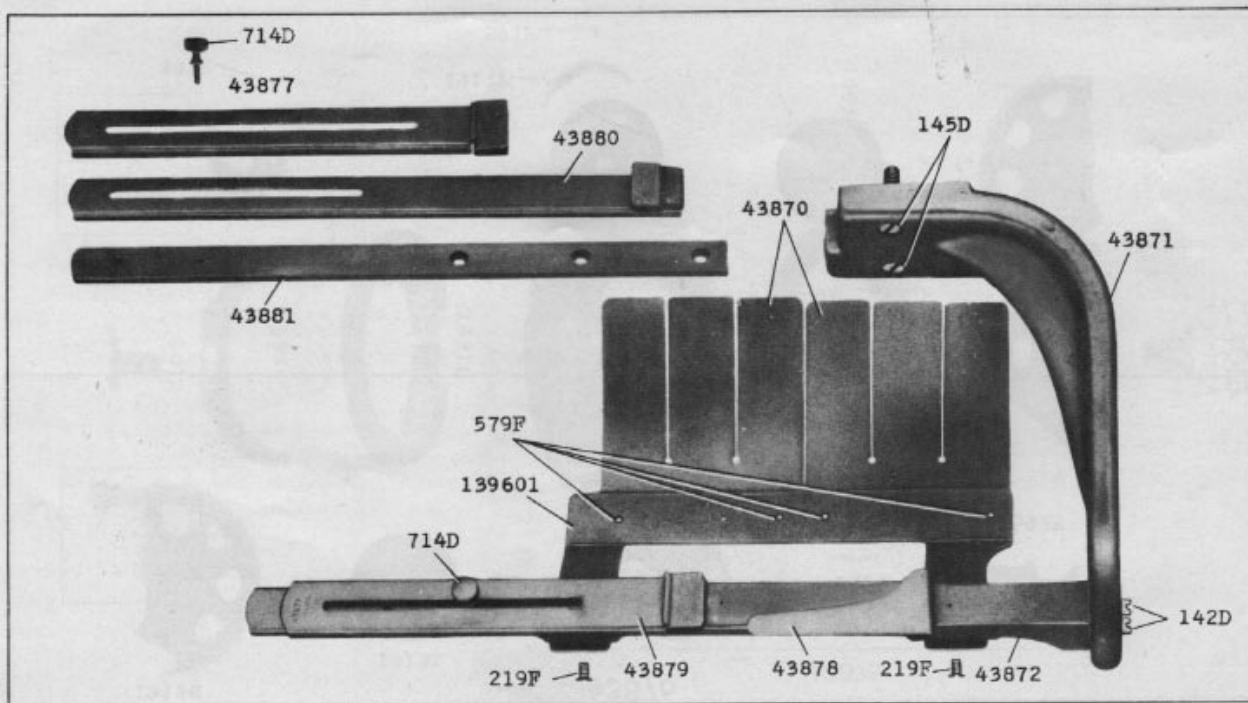





22138-1/4

22139-2/3





22140-1/2



22141-2/3

22142-2/3

24013

907D



2533



19317

1053E



19309

19379

2532

2532



19318



2533



145F




907D




145F



22143-1/2




22144-1/2




22145-2/3

27876

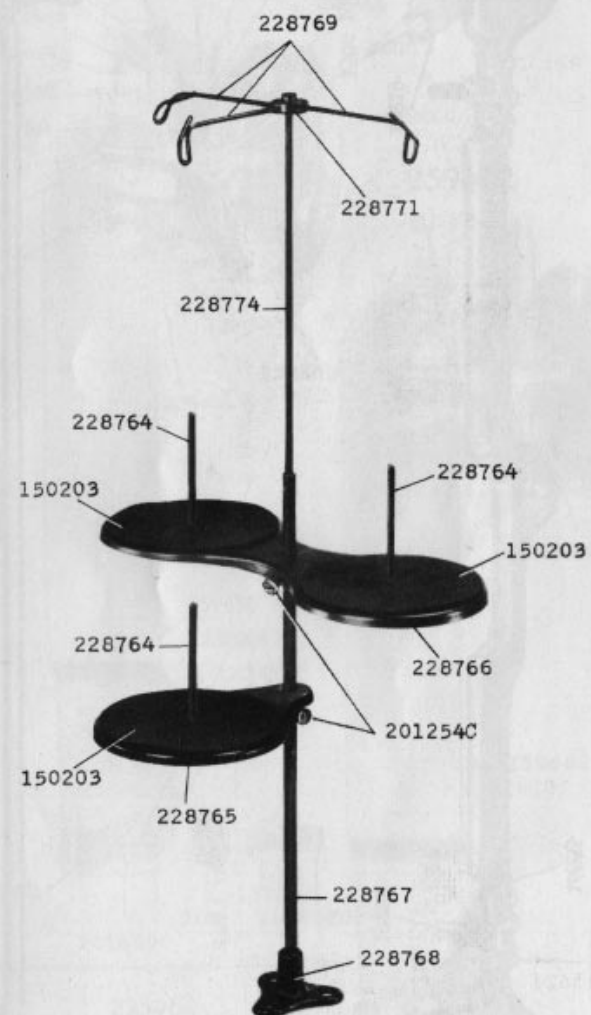


27308

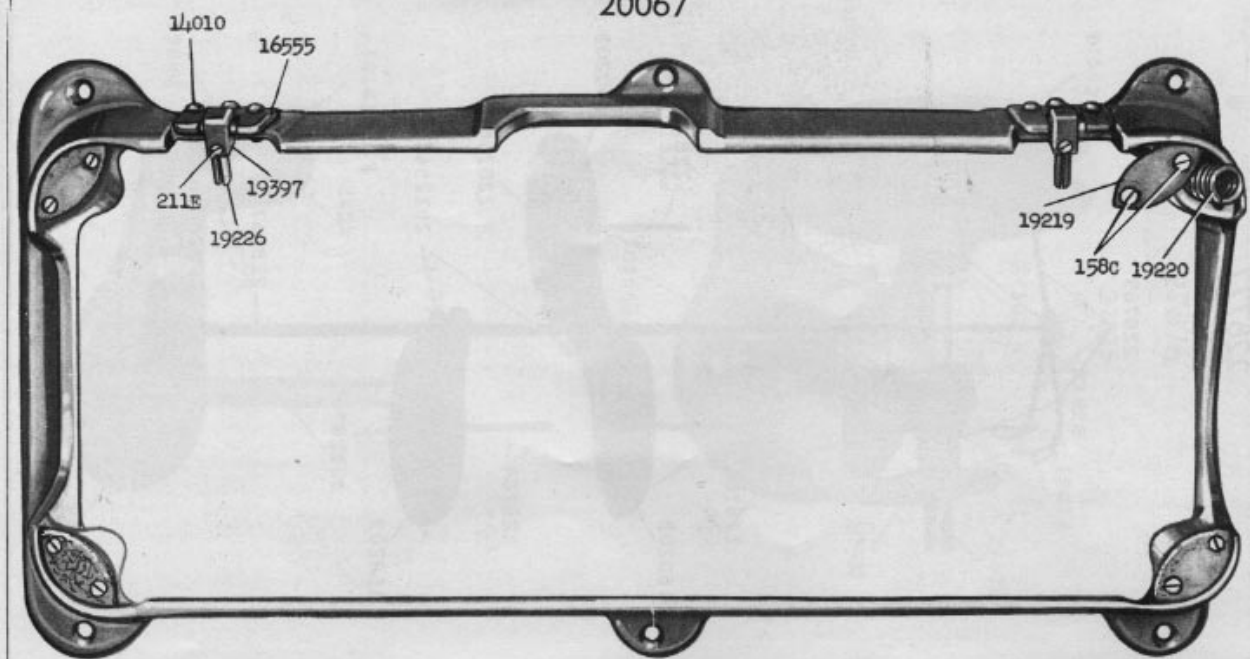


22146-1/6

228777

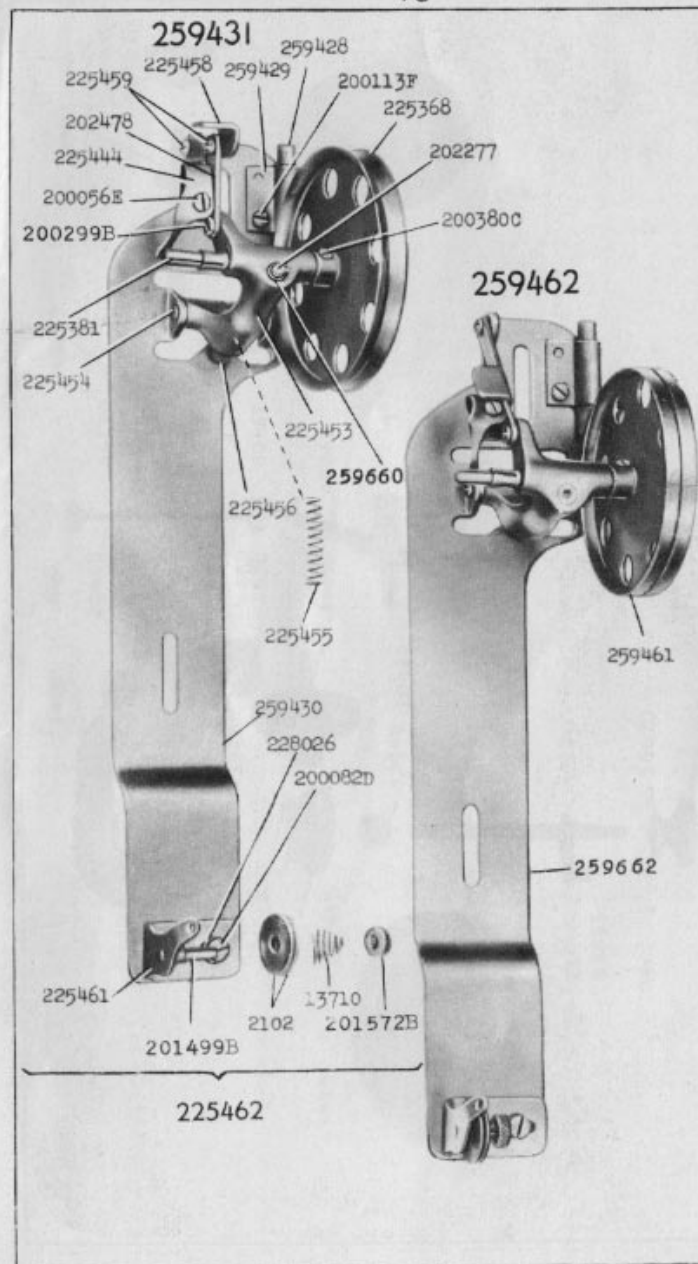


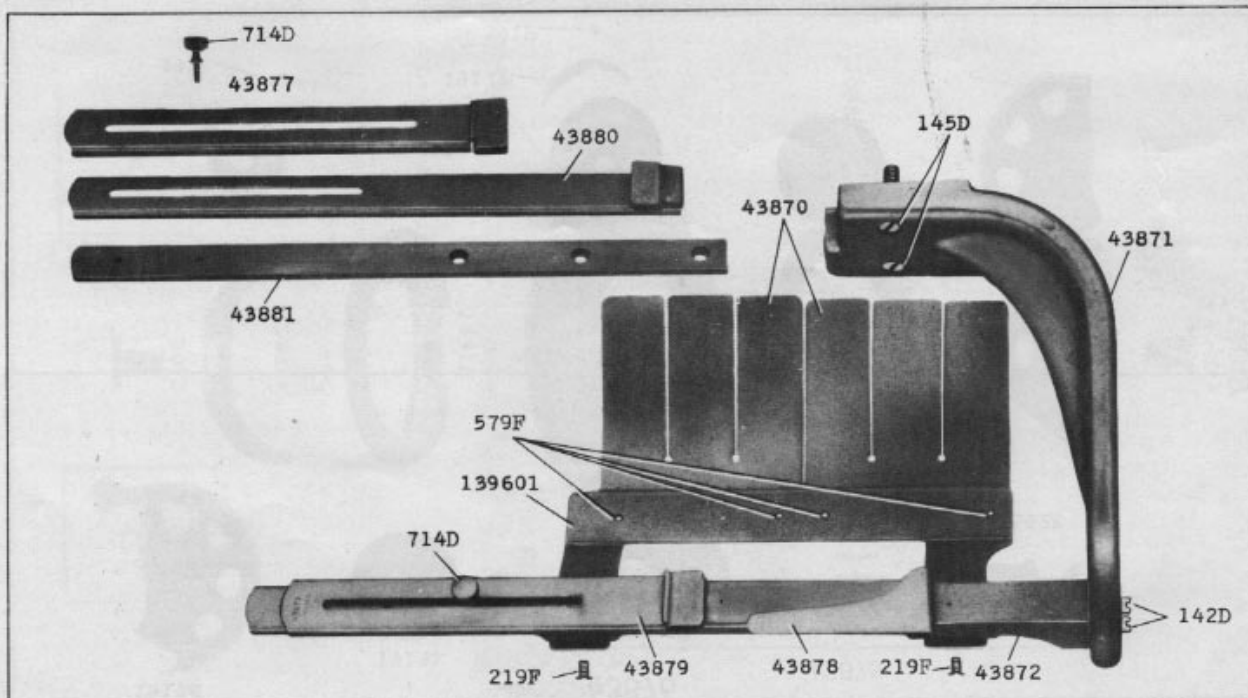
20067



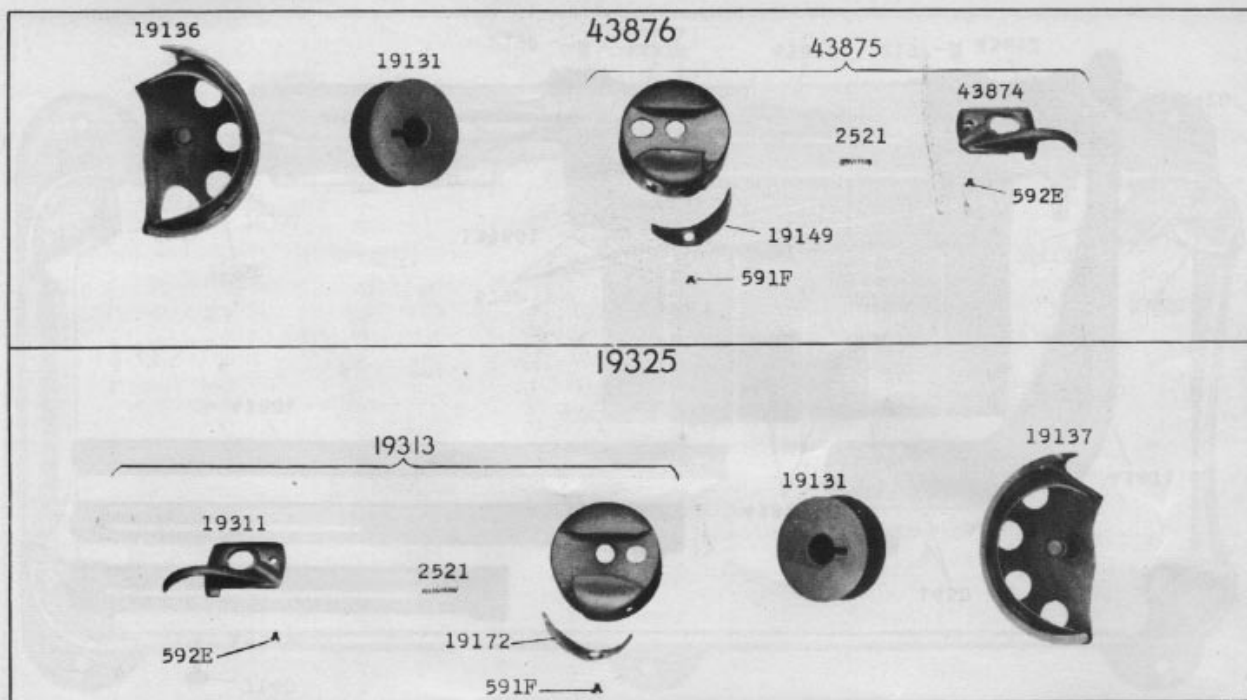
22309 - 1/3

23253 - 3/8





22140.1/2



22141-2/3

22142-2/3

24013

907D



2533



19317

1053E



19309

19379



2532

2532

19318



2533



145F




907D




145F



22143-1/2




22144-1/2




22145-2/3

27876

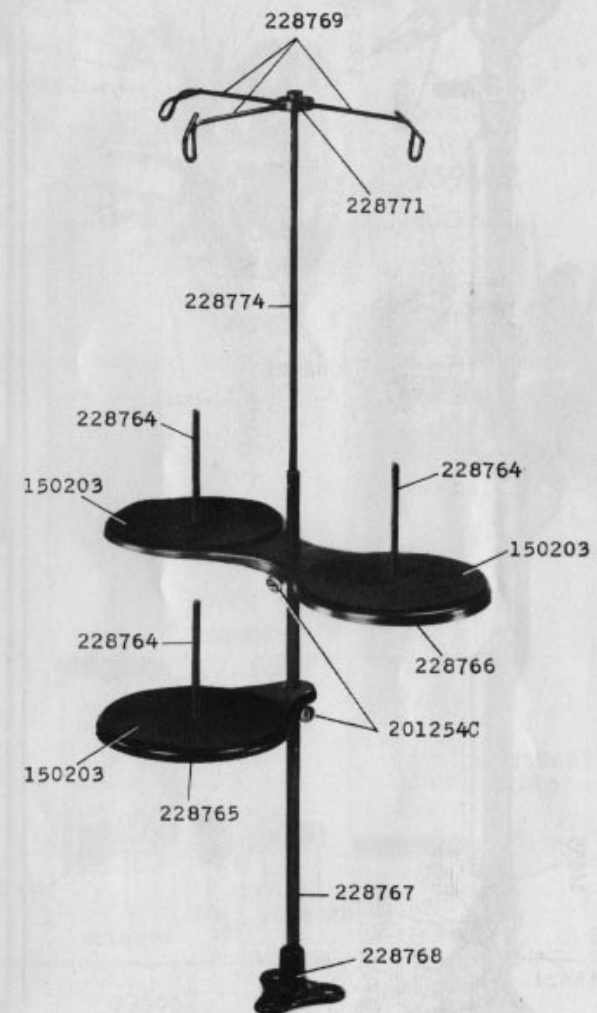


27308

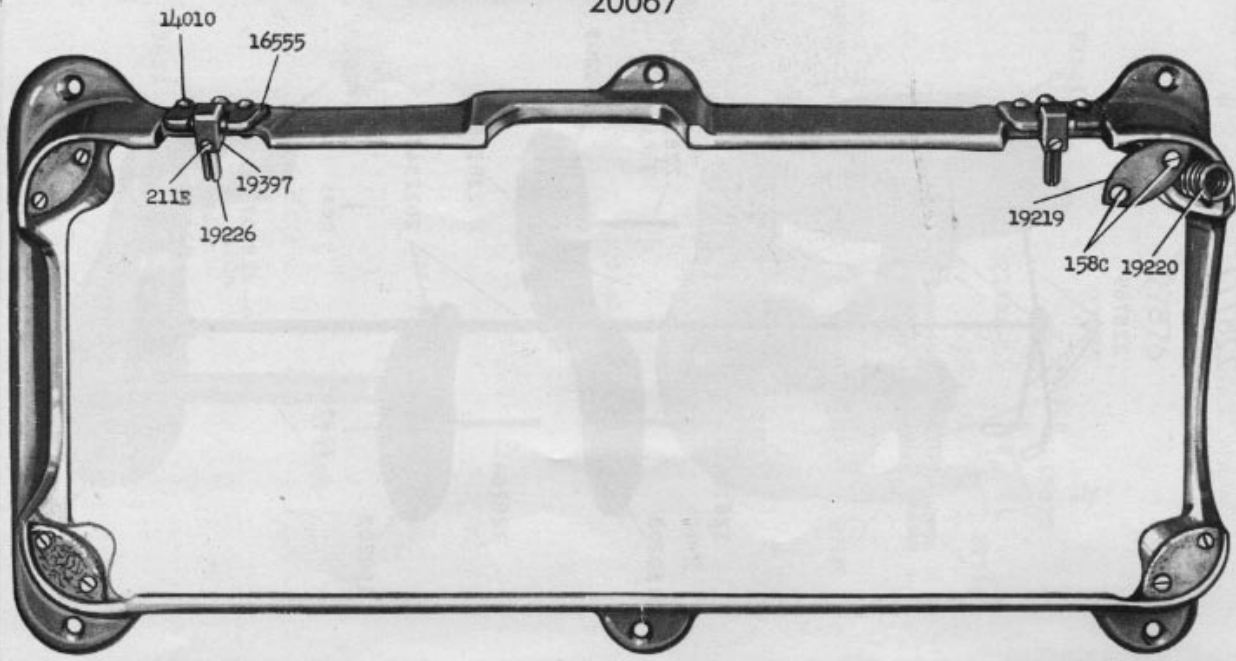


22146-1/6

228777



20067



22309 - 1/3

23253 - 3/8

