

**SINGER**  
**27K & 28K**

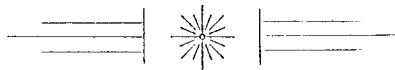
PLATE 27.  
CABINET FITTINGS.  
HALF SIZE.

ILLUSTRATED  
PRICE LIST OF PARTS

FOR

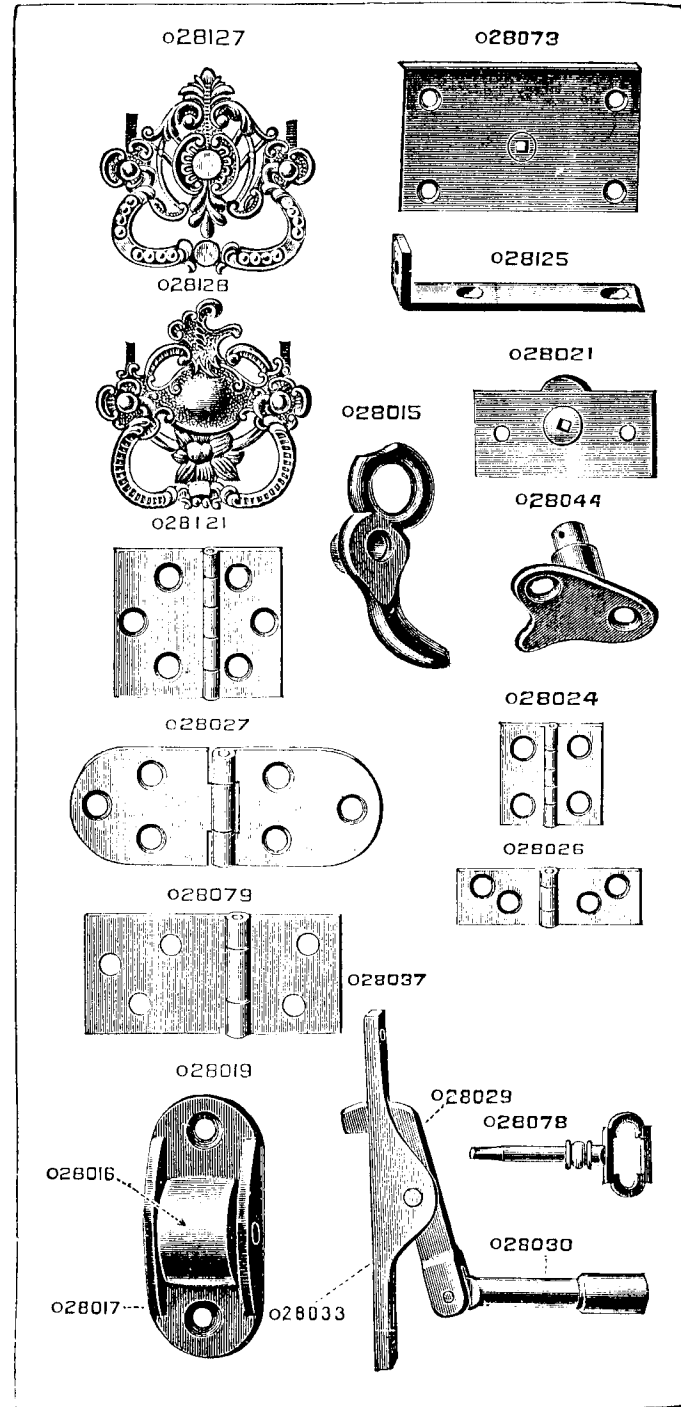
CLASS 27K & CLASS 28K  
MACHINES

(27 K 1 to 27 K 4 and 28 K 1 to 28 K 4).

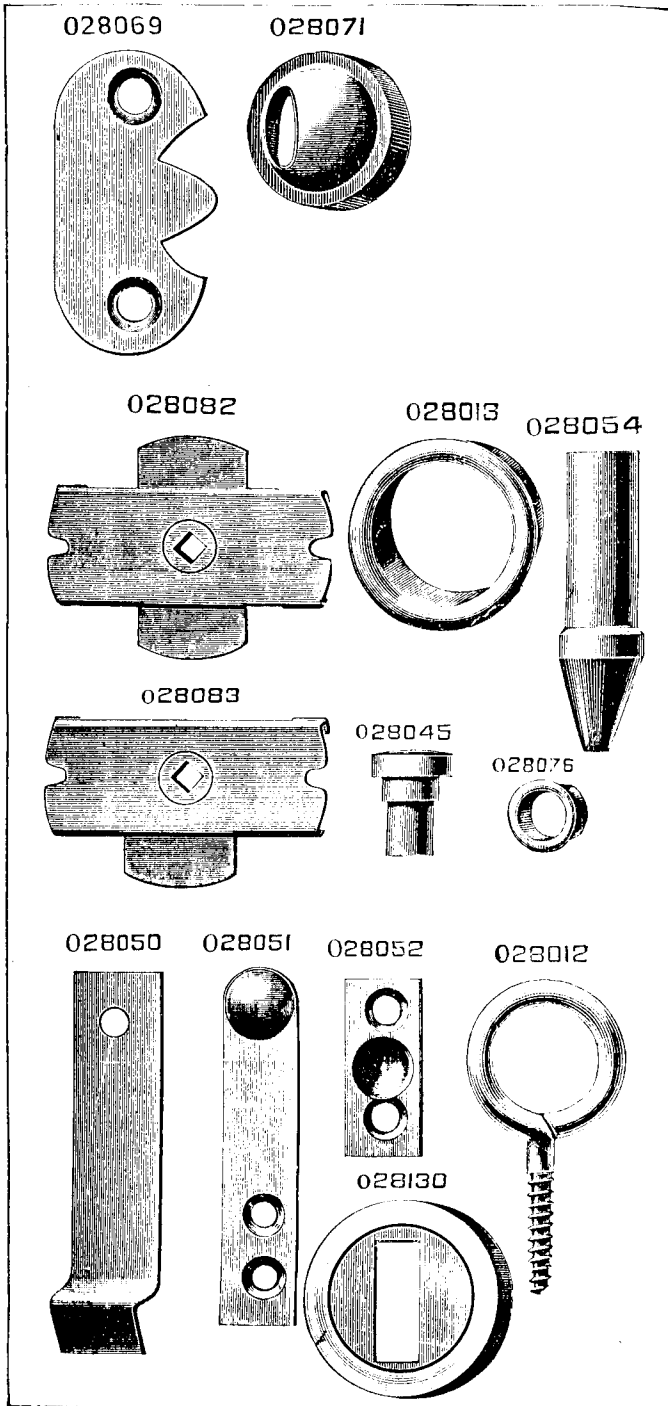


THE SINGER MANUFACTURING CO.

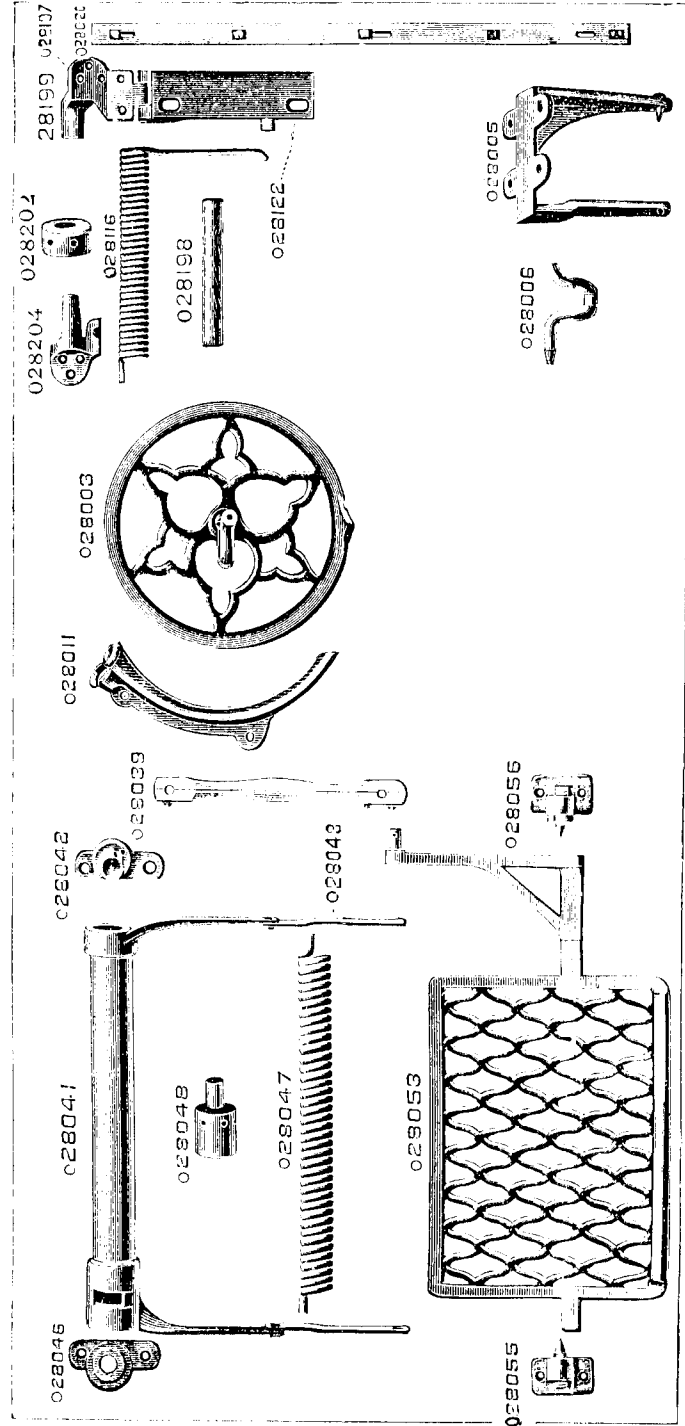
1902.



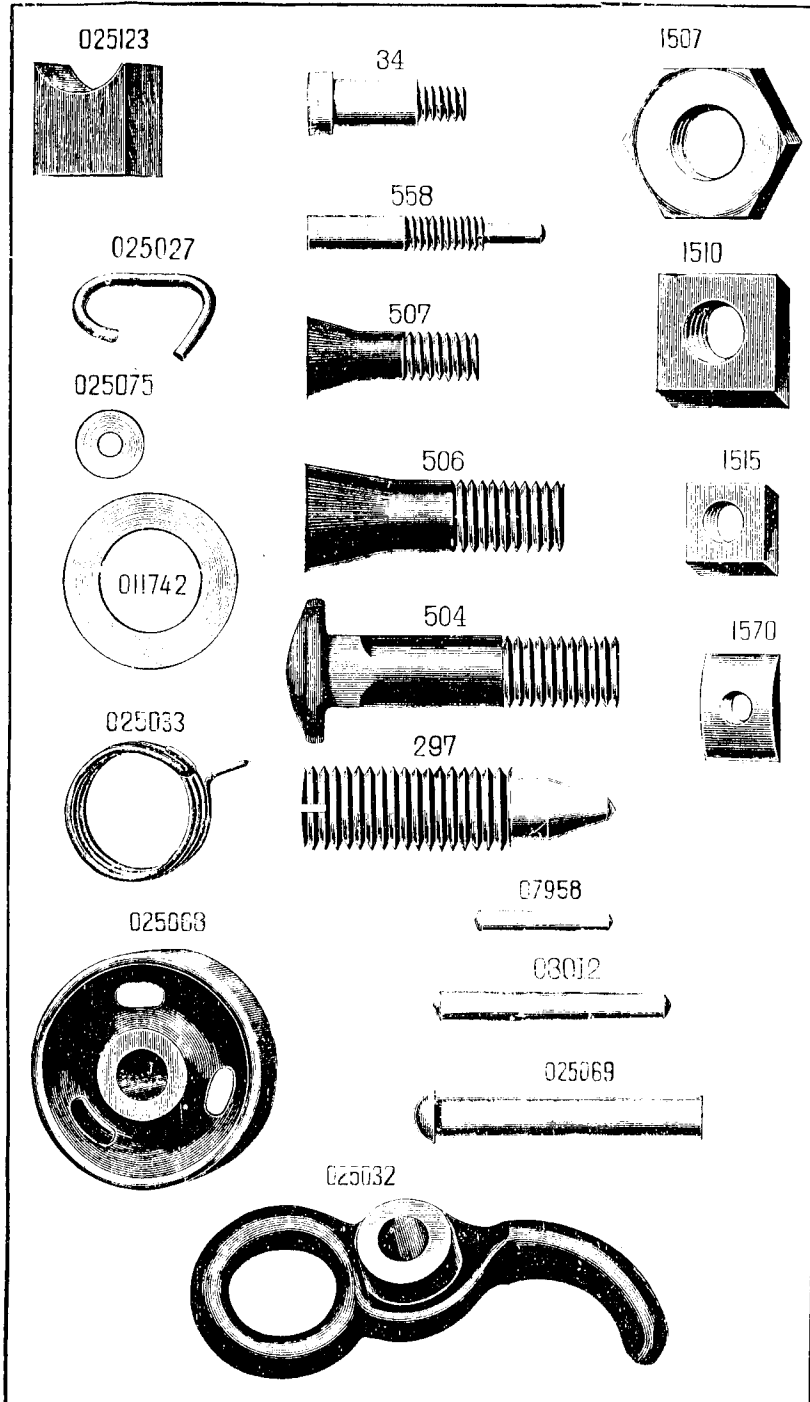
**PLATE 28.**  
**CABINET FITTINGS.**  
 FULL SIZE.



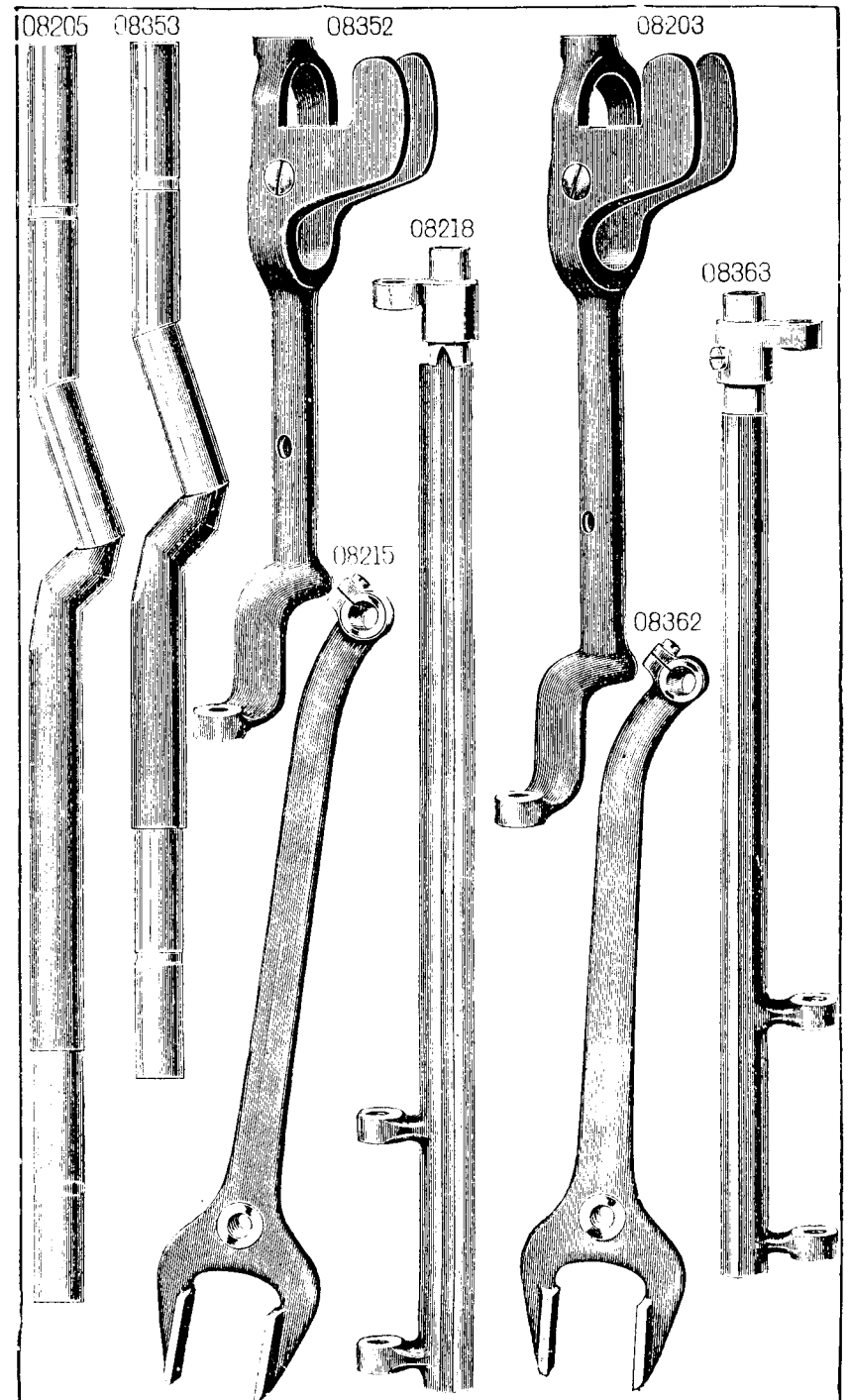
**PLATE 29.**  
**CABINET FITTINGS.**  
 EIGHTH SIZE.




**PLATE 42.**  
**STAND PARTS.**  
**FULL SIZE.**



**PLATE 43.**  
**HALF SIZE.**



**PLATE 44.**  
**HALF SIZE.**



**PLATE 45.**  
**FULL SIZE.**

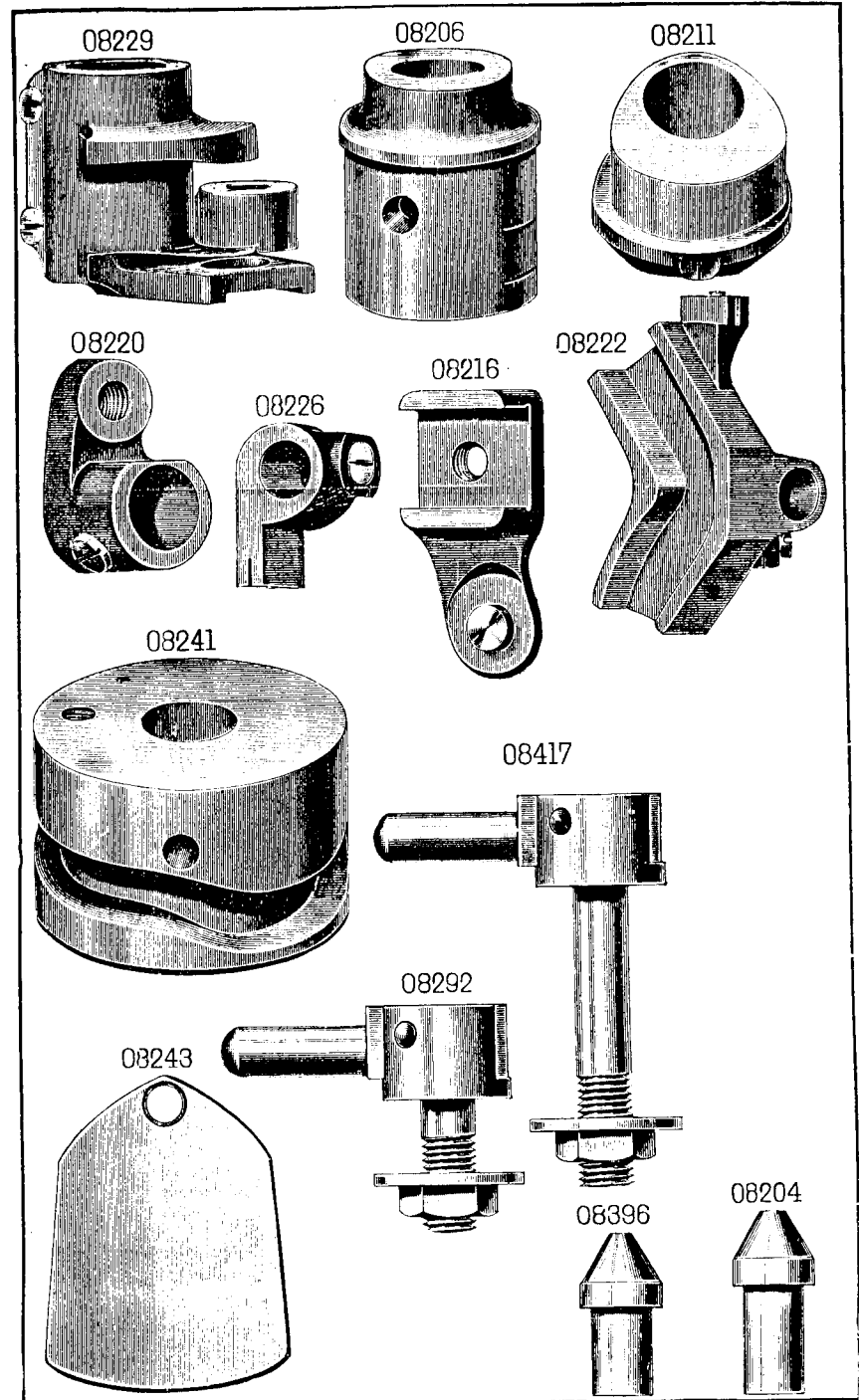


PLATE 46.  
FULL SIZE.

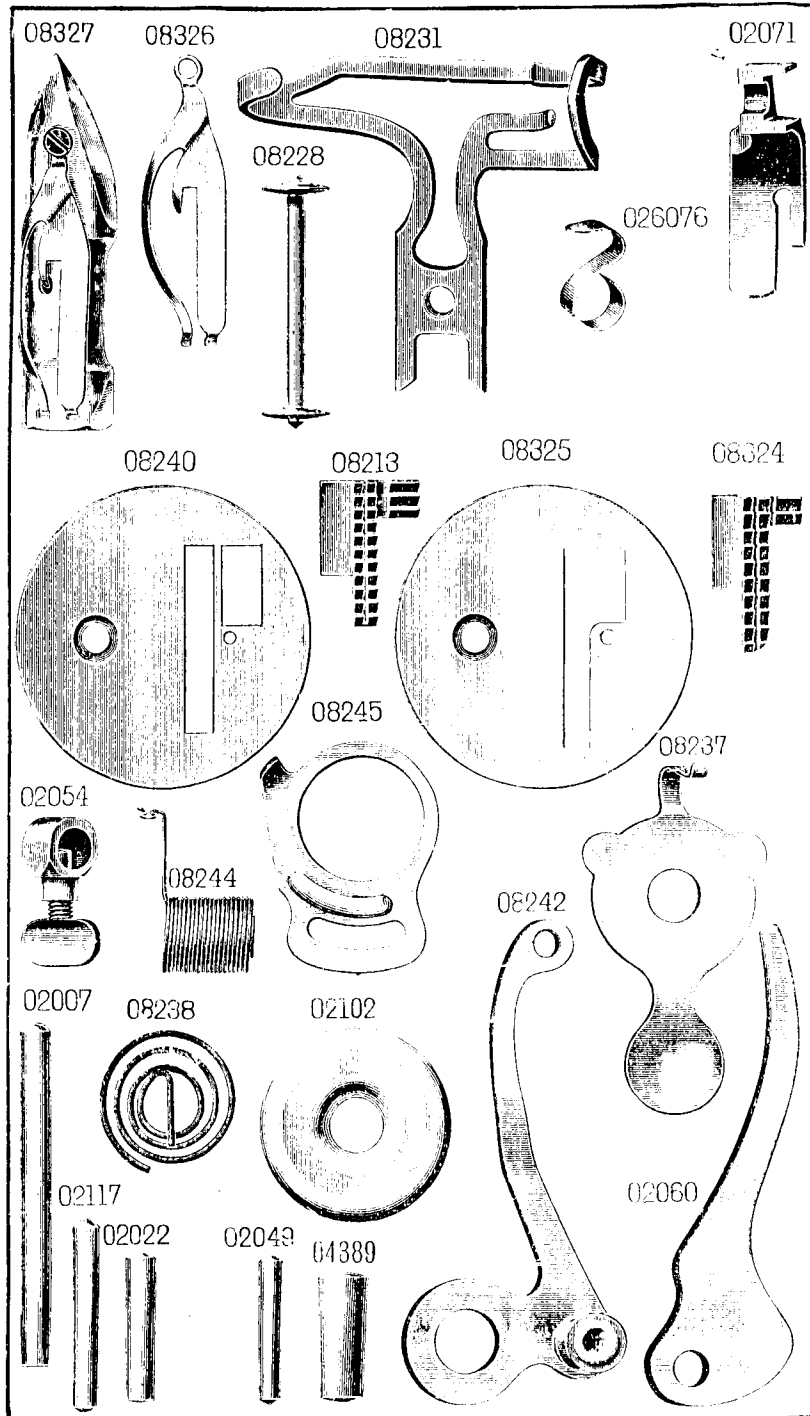
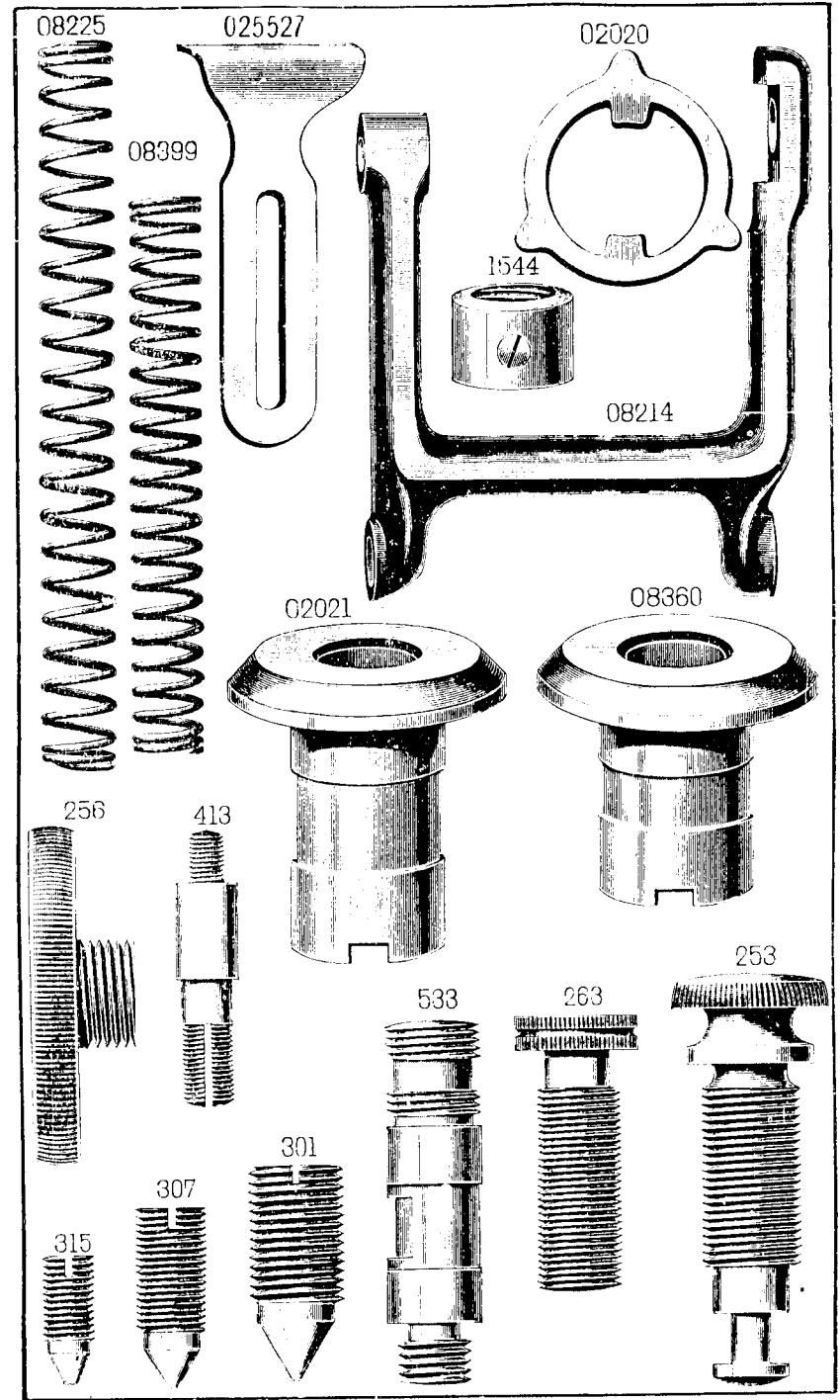
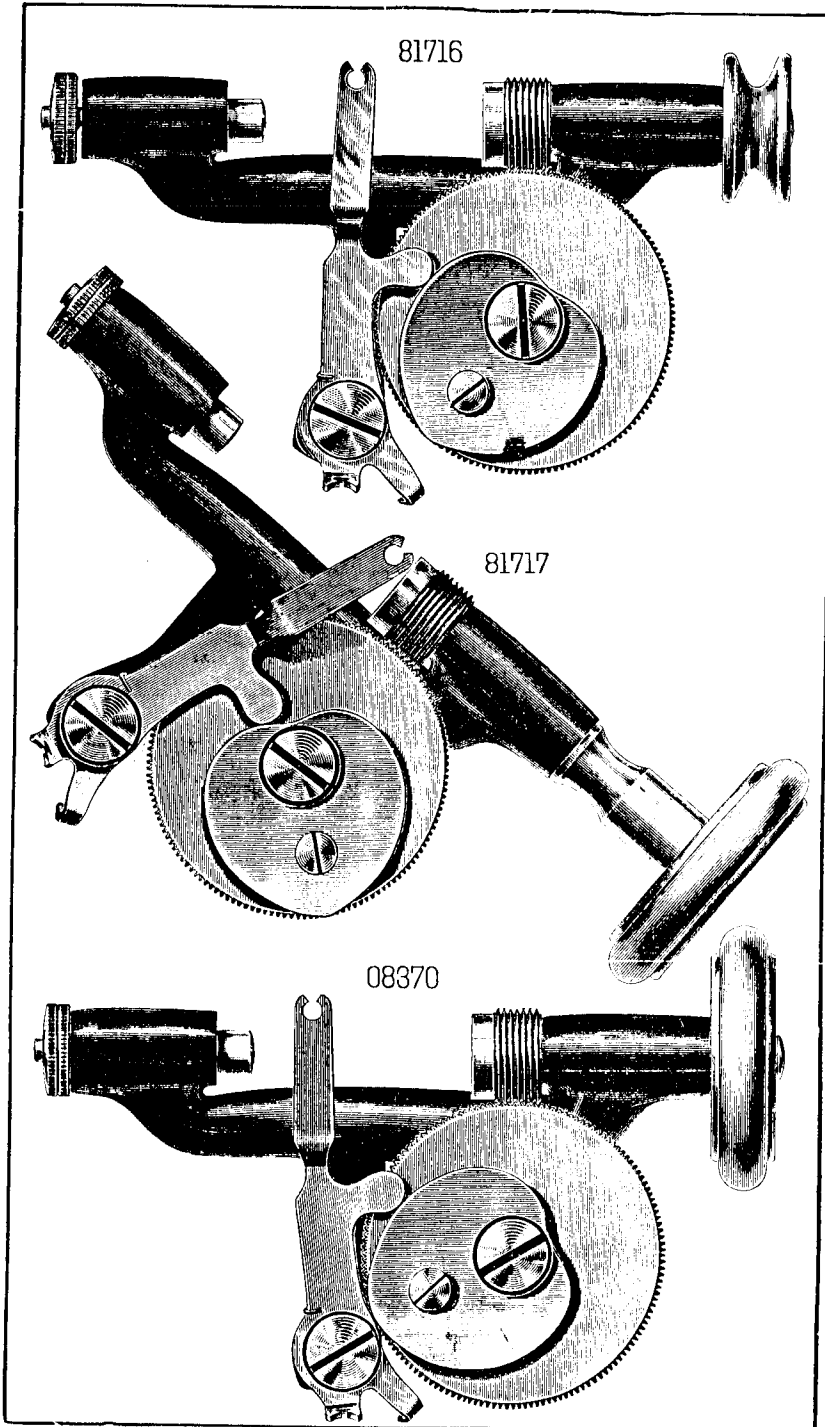


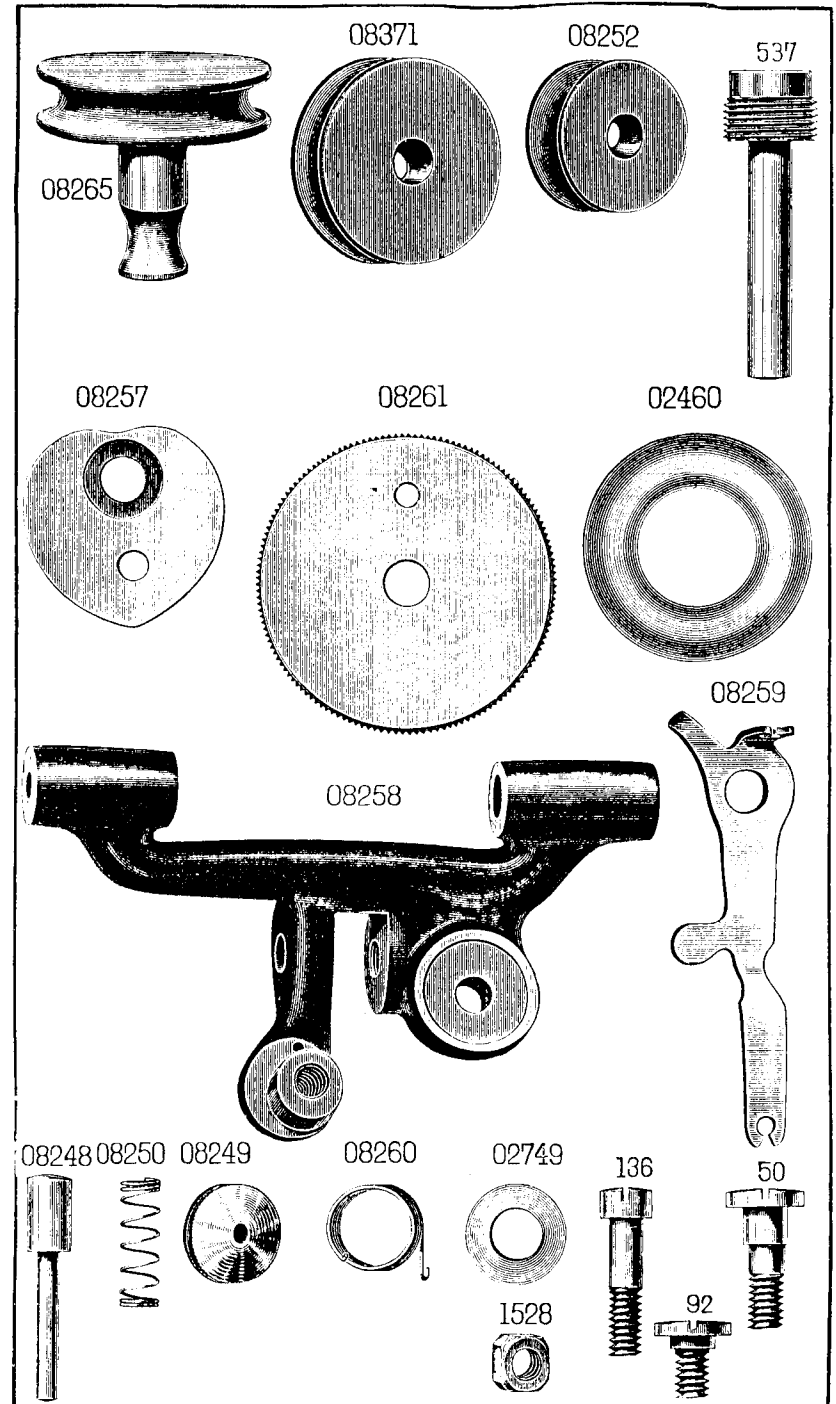
PLATE 47.  
FULL SIZE.



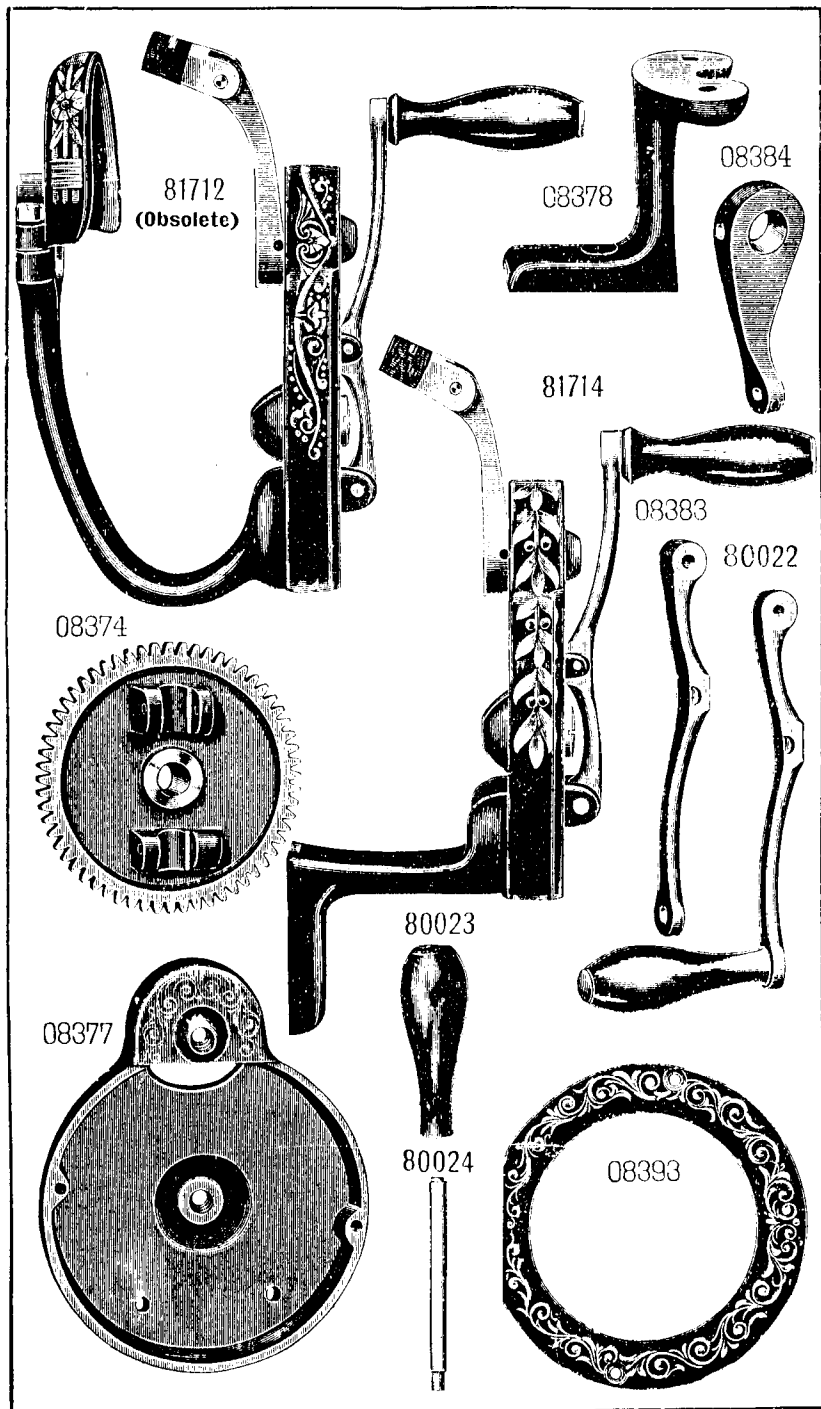
**PLATE 48.**  
**BOBBIN WINDERS (Obsolete).**  
**FULL SIZE.**



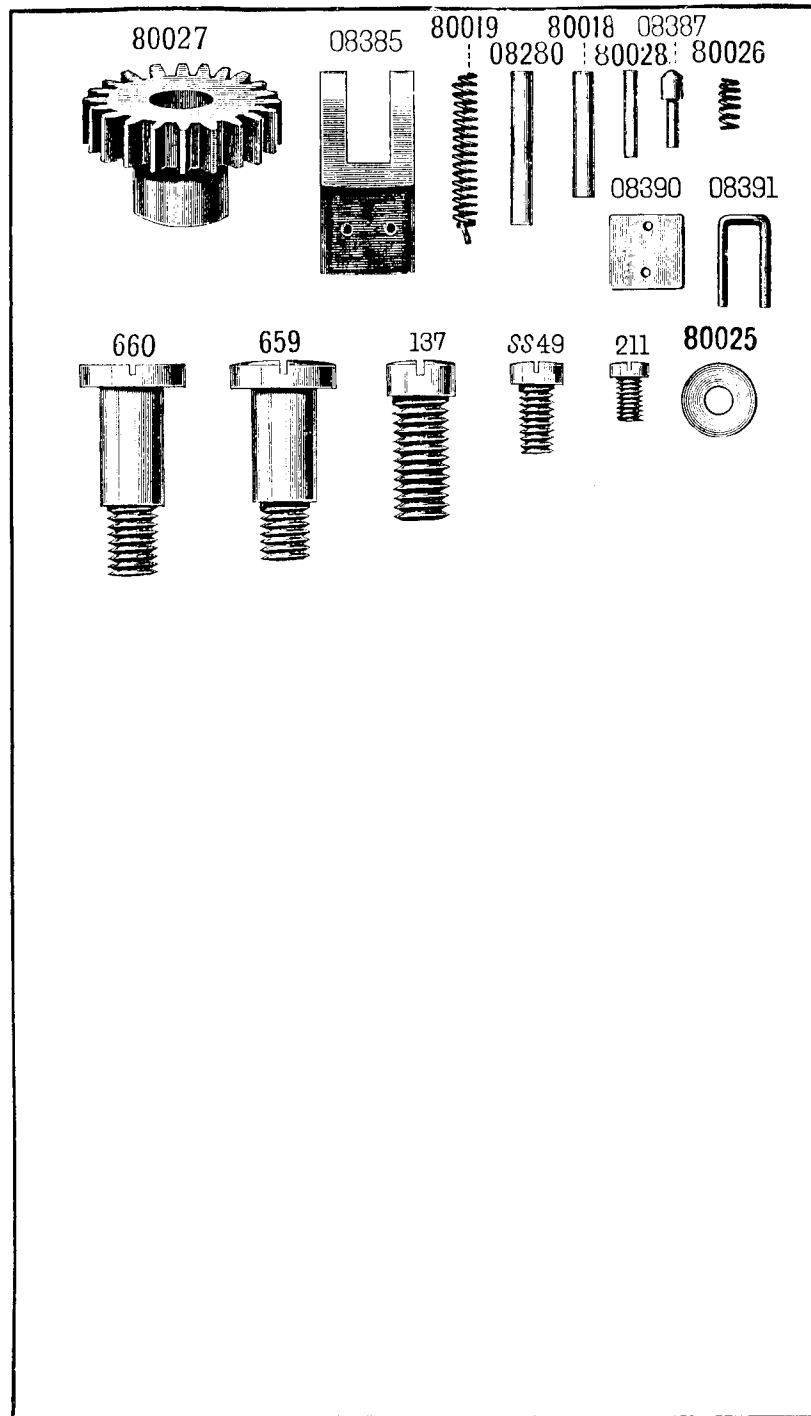
**PLATE 49.**  
**BOBBIN WINDER PARTS.**  
**FULL SIZE.**



**PLATE 50.**  
**HAND ATTACHMENTS AND PARTS.**  
**HALF SIZE.**


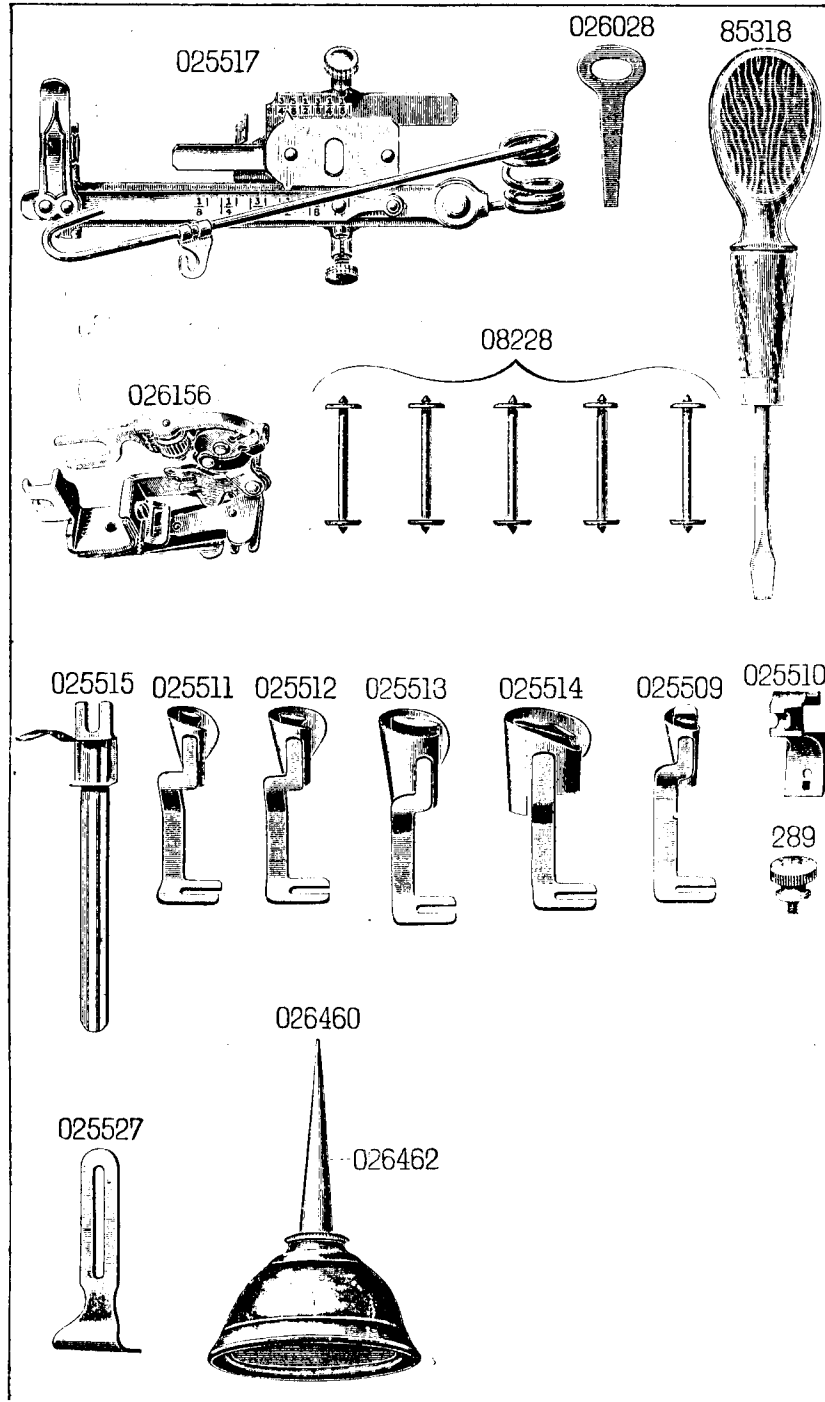


**PLATE 51.**  
**HAND ATTACHMENT PARTS.**  
**FULL SIZE.**

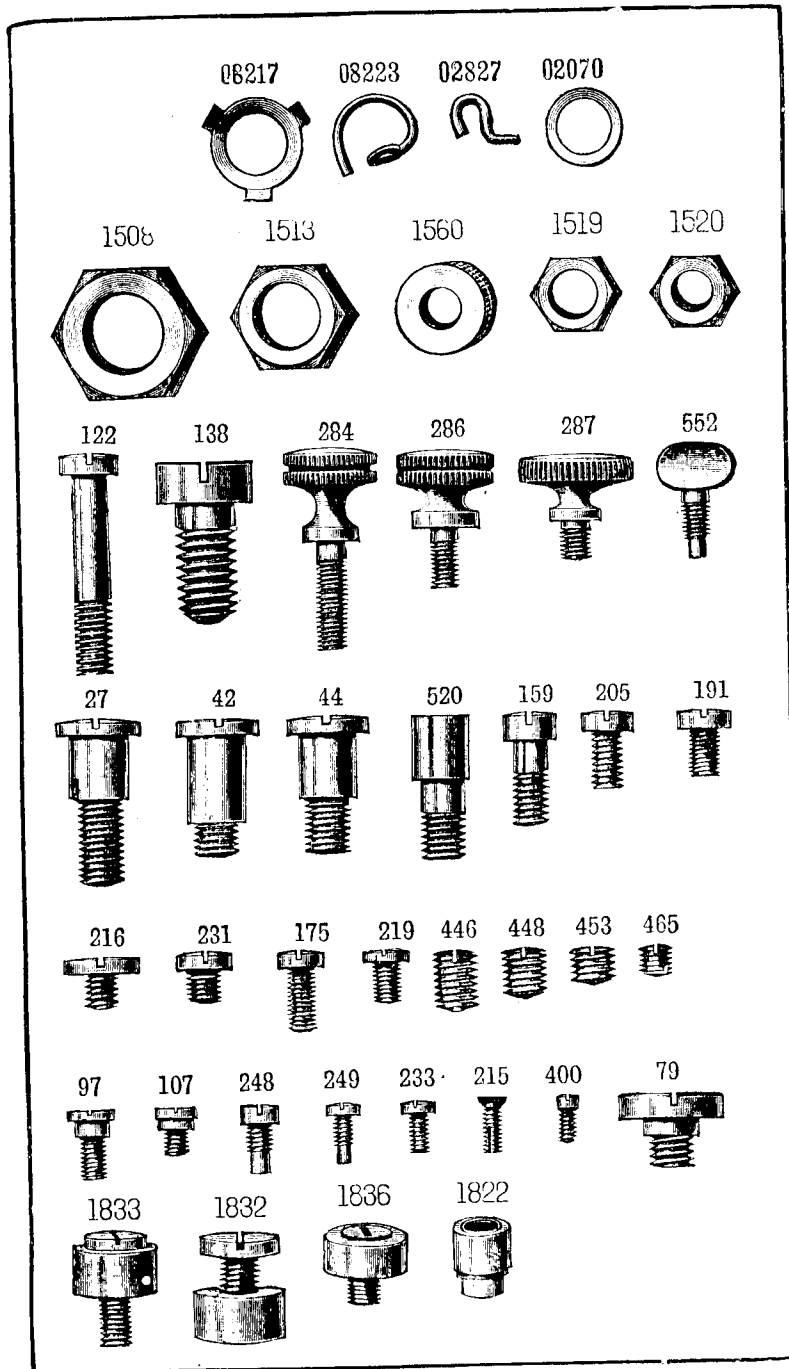




**PLATE 52.**  
**ATTACHMENT AND ACCESSORIES.**  
 HALF SIZE.



**PLATE 53.**  
**FULL SIZE.**



ILLUSTRATED

PRICE LIST OF PARTS

FOR

CLASS 27 K & CLASS 28 K


MACHINES

*(27 K 1 to 27 K 4 and 28 K 1 to 28 K 4).*

CONTENTS.

	PAGES.
PARTS, complete, for Class 27 K 1 to 27 K 4 Mchs., - - - -	4 to 8
HAND ATTACHMENT, for Class 27 K 2 and 27 K 4 Mchs., - - -	9 and 10
PARTS, complete, for Class 28 K 1 to 28 K 4 Mchs., - - - -	11 to 15
HAND ATTACHMENT, for Class 28 K 2 and 28 K 4 Mchs., - - -	16 and 17
BOBBIN WINDER, for Class 27 K and Class 28 K Mchs., - - -	18
ATTACHMENTS and ACCESSORIES, - - - - -	19
CABINET FITTINGS, - - - - -	20 to 23
STANDS, - - - - -	24 to 27
OBSOLETE PARTS, - - - - -	28 to 31
NUMERICAL LIST OF PARTS, - - - - -	33 to 46

ILLUSTRATED  
PRICE LIST OF PARTS  
FOR  
**Class 27K & Class 28K Machines.**



IN ordering from this List use **ONLY** the **PART** Number, in the first column.

Each Number always indicates the **SAME PART** in whatever List it appears, or for whatever Machine.

The letters after some of the Numbers indicate the style of finish only, as follows:

- A. Hardened, Polished and Plated.
- B. Polished and Plated.
- C. Hardened only.
- D. Polished only.
- E. Soft, not Polished.

These letters **MUST BE USED** *when* they appear in the List and **AFTER** the Number, *as* in the List.

In this series

1 to 1500 are Screw Numbers.  
1501 ,, 1800 ,, Nut ,,  
1801 ,, 2000 ,, Roller ,,  
02001 and upwards are Numbers of Machine Parts.

*SS* indicates Screws made only at Kilbowie.

*NV* ,, Nuts made only at Kilbowie.

*RR* ,, Rollers and Studs made only at Kilbowie.

An "0" prefixed to a part indicates that it is common to Export and Kilbowie Factories, but of Kilbowie manufacture.

Parts numbered from **80001 upwards** are made only at Kilbowie.

The Figures in the second column refer only to the plates illustrating the parts, and are **NOT TO BE USED** in ordering.

# PARTS COMPLETE

FOR

## 27 K MACHINES

(27 K 1 to 27 K 4).

No.	Plate.		Old No.	Price.
81718	—	Arm with 08206, for 27 K 1 and 27 K 2 Mchs.	1612 K	—
81719	—	" " 08206, " 27 K 3 " 27 K 4 "	"	—
649E	—	" " Screw (3)	—	2½
04389	46	" Dowel Pin (2)	1A/15 K	1
81720	—	" Side Plate, for 81718	1612 K	1 8.
81721	—	" " " " 81719	"	1 8.
284B	53	" " " Thumb Screw	—	5.
284D	53	" " " " " "	—	5.
08205	43	Arm Shaft	622 K	5 0.
08206	45	" " Bushing	(1612 K & 1612 K)	1 0.
443A	—	" " " Set Screw	—	1½
08203B	43	Arm Rock Shaft, with 122E	622 K	3 0.
122E	53	" " " Adjusting Screw	—	2½
08204	45	" " " Centre (Upper)	11A/12 K	5.
301A	47	" " " Screw Centre (Lower)	—	4.
1508C	53	" " " " " Nut	—	3.
08207B	—	Balance Wheel	1612 K	4 2.
08207	—	" " " " " "	1612 K	3 0.
02019B	—	Clamp Stop-Motion, complete (Nos. 248A, 256B, 02020, and 015152)	16A/12 K	3 0.
02019D	—	" " " " complete (Nos. 248A, 256D, 02020, and 015152)	16A "	3 0.
02021	47	" " " Flanged Bushing	1612 "	1 5.
015152	—	" " " " " 02021, with two 462C	—	1 5.
462C	—	" " " " " Set Screw	—	1.
02022	46	" " " " " Pin	(1612 K & 1612 K)	—
256B	47	" " " " " Clamp Screw	—	1 3.
256D	47	" " " " " " "	—	1 3.
02020	47	" " " " " Washer	(1612 K & 1612 K)	2½
248A	53	" " " " " Screw Stop Screw	—	1.

No.	Plate.		Old No.	Price.
81701	—	Bed for 27 K 1 and 27 K 2 Mchs.	16A/12 K	—
81722	—	" " 27 K 3 " 27 K 4 "	"	—
08292	45	Bed Hinge, 08306, with 1572E and 02807	—	1 0.
08306	—	" " 525, 08294, and 08295	—	10½
525	—	" " Bolt	—	7½
08294	—	" " " Connection	—	3.
08295	—	" " " Hinge Pin	—	½
1572E	—	" " " Nut	—	1½
02807	—	" " " " Washer	—	½
08417	45	Bed Hinge, 08416, with 1572E and 02807, for D.R. Cabinet and Base (1½")	118A/12 K & 118K	1 2.
08416	—	" " Nos. 958, 08294, and 08295	—	1 0.
958	—	" " Bolt	—	9.
08294	—	" " " Connection	—	3.
08295	—	" " " Hinge Pin	—	½
1572E	—	" " " Nut	—	1½
02807	—	" " " " Washer	—	½
08315	44	Belt Cover for 27 K 1 and 27 K 2 Mchs.	9912 K	8.
81723	—	" " " 27 K 3 " 27 K 4 "	"	8.
159A	53	" " " Screw	—	1½
08210B	44	Face Plate, with 02827B	12A/12 K	2 0.
08210D	44	" " " 02827D	—	2 0.
219A	53	" " " Screw (2)	—	1.
02827B	53	" " " Thread Guard, with 08505B	12A/12 K & 12SK	1.
02827D	53	" " " " " 08505B	—	1.
08505B	—	" " " " " Rivet	per 100	5.
08211	45	Feed Cam, with 448C	125/12 K & 12SK	1 3.
448C	53	" " " Set Screw	—	1½
08324	46	Feed Dog	1212 K & 12SK	1 5.
08213	46	" " (for Export)	—	1 5.
191C	53	" " " Screw	—	1½
08214B	47	Feed Dog Carrier	1212 K & 12SK	1 3.
1833	53	" " " Roller and Screw Stud	—	10
315C	47	" " " " Screw Centre (2)	—	2
1519E	53	" " " " " Nut (2)	—	1½
08215B	43	Feed Forked Connection, with 175B	12A/12 K	3 4.
175B	53	" " " " Adjusting Screw	—	1
1832	53	" " " " Roller and Screw Stud	—	10
27C	53	" " " " Hinge Screw	—	5
1520E	53	" " " " " Nut	—	1½

No.	Plate.		Old No.	Price.
08216	45	<b>Feed Regulator</b>	{ 38A/27 K & 28 K	1 5
42B	53	" " Hinge Screw	---	5
42D	53	" " " "	---	5
08217	53	" " Friction Washer	{ 38A/27 K & 28 K	1/2
253B	47	" " Thumb Screw	---	1 0
253D	47	" " " "	---	1 0
08219B	---	<b>Feed Rock Shaft,</b>	---	---
08218B	43	" " " 08219B, with 08220	45A/27 K	1 5
08220	45	" " " Crank, with 460c	43/ " "	2 0
02049	46	" " " " Pin	{ 46/27 K & 28 K	7 1/2
460c	---	" " " " Set Screw	---	1
307c	47	" " " " Screw Centre (2)	---	3
1513c	53	" " " " " Nut (2)	---	2 1/2
025527	47	<b>Guide</b>	303 A.&A.	2 1/2
025527B	47	" " " "	303A " "	5
287B	53	" " Thumb Screw	---	5
287D	53	" " " "	---	5
08221	44	<b>Needle Bar</b>	50/27 K	1 8
08222	45	" " " Cam, with 175E and 400c	{ 51A/27 K & 28 K	1 5
175E	53	" " " " Clamp Screw	---	1
233B	53	" " " " Position Screw	---	1
233D	53	" " " " " " " "	---	1
400c	53	" " " " Guide Adjusting Screw	---	1
1836	53	" " " " Roller and Screw Stud	---	10
08223B	53	" " " Thread Eyelet	{ 50/27 K & 28 K	1/2
08223D	53	" " " " " " " "	---	1/2
249A	53	" " " " " Screw	---	1
02054	46	<b>Needle Clamp, with 552c</b>	46A/15 K	1 0
552c	53	" " " Thumb Screw	---	5
08224	44	<b>Presser Bar</b>	60/27 K	1 5
08226	45	" " " Spring Bracket, with 453c and 400	{ 61A/27 K & 28 K	1 0
453c	53	" " " " " Set Screw	---	1
400	53	" " " " " Guide Adjusting Screw	---	1
08225	47	" " " Spring	64/27 K	2 1/2
02070	53	" " " Washer	58A/15 K	1/2
02060A	46	<b>Presser Bar Lifter</b>	{ 66A/27 K & 28 K	10
97E	53	" " " " Screw	---	2
263B	47	" " " Spring Regulating Thumb Screw	---	10
263D	47	" " " " " " " "	---	10

No.	Plate.		Old No.	Price.
02071B	46	<b>Presser Foot</b>	60/15 K	1 0
02071D	46	" " " "	---	1 0
286B	53	" " " Thumb Screw	---	5
286D	53	" " " " " "	---	5
08327	46	<b>Shuttle, complete, 08301, with 215, 08228, and 08326</b>	{ 70/27 K & 28 K	3 0
08228	46	" " Bobbin	{ 71/27 K & 28 K	2 1/2
08301	---	" " Body	---	---
08326	46	" " Tension Spring	{ 72/27 K & 28 K	4
215	53	" " " " Adjusting Screw	---	2
08229B	45	<b>Shuttle Bell Crank, with two 175E</b>	{ 74/27 K & 28 K	2 6
175E	53	" " " " Adjusting Screw (2)	---	1
533B	47	" " " " Stud	---	10
1544B	47	" " " " " Collar, with 465c	{ 76/27 K & 28 K	5
465c	53	" " " " " " Set Screw	---	1
08231B	46	<b>Shuttle Carrier</b>	{ 78/27 K & 28 K	1 5
231C	53	" " " " Screw	---	1 1/2
08232B	44	<b>Shuttle Pitman, with two 175B</b>	80/27 K	2 0
175B	53	" " " " Adjusting Screw (2)	---	1
44A	53	" " " " Screw Stud	---	5
520c	53	" " " " " (Eccentric)	---	5
1520E	53	" " " " " Nut for 520c	---	1 1/2
216A	53	" " " " " Screw for 520c	---	2
08297B	44	<b>Shuttle Slide (Front)</b>	82A/27 K	9
08297D	44	" " " " " "	---	9
08298B	44	" " " (Back)	83A/27 K	9
08298D	44	" " " " " "	---	9
02007B	46	<b>Spool Pin (2)</b>	73/15 K	1
02007D	46	" " " (2)	---	1
413	47	<b>Tension Screw Stud</b>	---	5
413B	47	" " " " " "	---	5
1560B	53	" " Regulating Thumb Nut	---	2
1560D	53	" " " " " "	---	2
02102	46	" " Disc (2)	{ 93/27 K & 28 K	2 1/2
08237B	46	" " Releaser	{ 95A/27 K & 28 K	2
08237D	46	" " " " " "	---	2
08238	46	" " Spring	{ 96/27 K & 28 K	2 1/2
08242B	46	<b>Thread Take-up Lever, with 1822</b>	{ 97/27 K & 28 K	2 0
08242D	46	" " " " " " " "	---	2 0
1822	53	" " " " " Roller and Stud	---	10
79c	53	" " " " " Hinge Screw	---	3

No.	Plate.		Old No.	Price
08241	45	Thread Take-up Cam, with 448	100127 K { & 28 K	2 0
448C	53	" " " Set Screw	—	1 1/2
02117	46	" " " Pin	9115 K	1/2
08243B	45	" " Lever Cover	100127 K { & 28 K	5
08243D	45	" " " "	"	5
107B	53	" " " " Hinge Screw	—	1 1/2
107D	53	" " " " " "	—	1 1/2
08244	46	" " Spring	100127 K { & 28 K	2 1/2
08245B	46	" " Regulator Plate	100127 K { & 28 K	1 1/2
233B	53	" " " " " Screw	—	1
233D	53	" " " " " "	—	1
08325B	46	Throat Plate	100127 K { & 28 K	10.
08325D	46	" " "	"	10.
08240B	46	" " (for Export)	—	10
08240D	46	" " " "	—	10.
219A	53	" " Screw	—	1
026076	46	Thread Cutter and Holder	100127 K { & 28 K	2 1/2
08909	—	Wrench (Long), for 1513 and 1515	100115 K	5
08908	—	" (Short), " 1519 and 1520	100116 K	4
08372	—	Cap, for Hand Attachment Seat	100127 K { & 28 K	2 1/2

## HAND ATTACHMENT

FOR

## 27 K MACHINES

(27 K 2 and 27 K 4)

(For Arm Nos. 81718 and 81719).

No.	Plate.		Old No.	Price.
80137	—	Hand Attachment Bracket	DE H.A.	8
137B	51	" " " Screw	—	2
137D	51	" " " " "	—	2
08384B	50	Hand Attachm't Driving Lever	E H.A.	10
08384D	50	" " " " "	"	10
08385B	51	" " " " " Arm	6 "	5
08385D	51	" " " " " "	6 "	5
80018	51	" " " " " Pin	7 "	1
80019	51	" " " " " Spring	8 "	3
08387	51	" " " " " " Centre	9 "	1
08389	—	" " " " " Leather Sheath	10 "	1 1/2
08390	51	" " " " " " Plate	11 "	1 1/2
08391	51	" " " " " " Wire	12 "	1 1/2
08406B	—	" " " " " Arm, 08385B, with 08389, 08390, & 08391	—	7 1/2
08406D	—	" " " " " Arm, 08385D, with 08389, 08390, & 08391	—	7 1/2
08374	50	Hand Attachm't Gear	F H.A.	1 5
659D	51	" " " " " Screw Stud	—	6
80234	—	" " " " " Frame for "Plain" Mchs.	15A H.A.	2 0
08377	50	" " " " " " " " " "H.O." "	15A "	2 0
SS 55	—	" " " " " " " " " "Screw (2)	—	1
80020	—	" " " " " " " " " "Cover for "Plain" Mchs.	17 H.A.	5
08393	50	" " " " " " " " " " "H.O." "	17 "	5
211	51	" " " " " " " " " "Screw (2)	—	1
80022B	50	Hand Attachm't Handle, complete, 80023, with 08383B and 80005	19 H.A.	1 5
80022D	50	" " " " " " " " " "80023, with 08383D and 80005	19 "	1 5
80023	50	" " " " " Handle	19A "	1 1/2
08383B	50	" " " " " Lever	" "	10
08383D	50	" " " " " "	" "	10
80005	—	" " " " " Spindle, 80024, with 80025	—	5
80024	50	" " " " " Spindle	21 H.A.	5
80025	51	" " " " " Washer (Brass)	22 "	1

No.	Plate.		Old No.	Plate.
08280	51	Hand Attachment Handle Lever Hinge Pin	23 H.A.	1 1/2
80026	51	" " " Retaining Spring	24 "	1/2
08387	51	" " " " " Centre	25 "	1
80027	51	" " " Gear Pinion	25 "	1 5/8
80028	51	" " " " " Pin per 100	26 "	5
660D	51	" " " " " Screw Stud	—	6
80150B	—	Hand Attachment, complete (consists of 137B, 659D, 660D, 08280, 08374, 08377, 08384B, 08393, 08406B, 80018, 80019, 80022B, 80026, 80027, 80028, 80137, and two each SS 55, 211, and 08387	27A H.A.	—
80150D	—	Hand Attachment, complete (consists of 137D, 659D, 660D, 08280, 08374, 08384D, 08406D, 80018, 80019, 80020, 80022D, 80026, 80027, 80028, 80137, 80234, and two each SS 55, 211, and 08387	27A H.A.	—

## PARTS COMPLETE

FOR

## 28 K MACHINES

(28 K 1 to 28 K 4.)

No.	Plate.		Old No.	Price.
81702	—	Arm for 28 K 1 and 28 K 2 Mchs.	1A/28 K	—
81724	—	" " 28 K 3 " 28 K 4 "	"	—
138E	53	" Screw (3)	—	2 1/2
04389	46	" Dowel Pin (2)	4A/28 K	1
08409	—	" Side Plate for 81702	4/28 K	1 3/4
81725	—	" " " " 81724	—	1 3/4
284B	53	" " " Thumb Screw	—	5
284D	53	" " " " " "	—	5
08353	43	Arm Shaft	6/28 K	4 2
08206	45	" " Bushing	{ 7/28 K & 28 K	1 0
443A	—	" " " Set Screw	—	1 1/2
08352E	43	Arm Rock Shaft, with 122E	9/28 K	2 11
122E	53	" " " Adjusting Screw	—	2 1/2
08396	45	" " " Centre (Upper)	11A/28 K	5
301A	47	" " " Screw Centre (Lower)	—	4
1508C	53	" " " " " Nut	—	3
81703B	—	Balance Wheel	16/28 K	4 2
81703	—	" " "	16 1/2 "	3 0
08359B	—	Clamp Stop-Motion, complete (Nos. 245A, 256B, 02020, and 08423)	16A/28 K	3 0
08359D	—	" " " " (Nos. 245A, 256D, 02020, and 08423)	16A 1/2 "	3 0
08360	47	" " " Flanged Bushing	16A 1/2 "	1 5
08423	—	" " " " " 08360, with two 462C	—	1 5
462C	—	" " " " " Set Screw	—	1
02022	46	" " " " " Pin	{ 16C/28 K & 28 K	1/2
256B	47	" " " Clamp Screw	—	1 3
256D	47	" " " " " "	—	1 3
02020	47	" " " " Washer	{ 16C/28 K & 28 K	2 1/2
248A	53	" " " " Screw Stop-Screw	—	1



No.	Plate.	Old No.	Price.
81705	—	170/28K	—
81726	—	"	—
08292	45		1 0
08306	—		10 1/2
525	—		7 1/2
08294	—		3
08295	—		1 1/2
1572E	—		1 1/2
02807	—		1 1/2
08417	45	170/28K 1 & 28K	1 2
08416	—		1 0
958	—		9
08294	—		3
08295	—		1 1/2
1572E	—		1 1/2
02807	—		1 1/2
81706	44	20A/28K	8
81727	—	"	8
180A	—		1 1/2
08361B	44	20A/28K	2 0
08361D	44	"	2 0
219A	53		1
02827B	53	170/28K 1 & 28K	1
02827D	53	"	1
08505B	—		5
08211	45	170/28K & 1 & 28K	1 3
448c	53		1 1/2
08324	46	170/28K & 1 & 28K	1 5
08213	46		1 5
191c	53		1 1/2
08214B	47	170/28K & 1 & 28K	1 3
1833	53		10
315c	47		2
1519E	53		1 1/2
08362B	43	20A/28K	2 11
175B	53		1
1832	53		10
27c	53		5
1520E	53		1 1/2

No.	Plate.	Old No.	Price.
08216	45		1 5
42B	53		5
42D	53		5
08217	53		1 1/2
253B	47		1 0
253D	47		1 0
08364B	—	20A/28K	1 3
08363B	43	"	1 10
08220	45	170/28K & 1 & 28K	7 1/2
02049	46	170/28K 1 & 28K	1
460c	—		1
307c	47		3
1513c	53		2 1/2
025527	47	20A & A.	2 1/2
025527B	47	20A	5
287E	53		5
287D	53		5
08365	44	20/28K	1 5
08222	45	170/28K 1 & 28K	1 5
175E	53		1
233B	53		1
233D	53		1
400c	53		1
1836	53		10
08223B	53	170/28K & 1 & 28K	1 1/2
08223D	53		1 1/2
249A	53		1
02054	46	20A/28K	1 0
552c	53		5
08366	44	20/28K	1 3
08226	45	170/28K 1 & 28K	1 0
453c	53		1
400	53		1
08399	47	20/28K	2 1/2
02070	53	25A/28K	1 1/2
02060A	46	170/28K 1 & 28K	10
97E	53		2
263B	47		10
263D	47		10

No.	Plate.		Old No.	Price.
02071B	46	Presser Foot	10015 K	1 0.
02071D	46	" "	"	1 0.
286B	53	" " Thumb Screw	"	5.
286D	53	" " " "	"	5.
08327	46	Shuttle, complete, 08301, with 215, 08228, and 08326	17012 K & 128 K	3 0.
08228	46	" Bobbin	17112 K & 128 K	2½.
08301	—	" Body	"	—
08326	46	" Tension Spring	17212 K & 128 K	4.
215	53	" " " Adjusting Screw	"	2.
08229B	45	Shuttle Bell Crank, with two 175E	17312 K & 128 K	2 6.
175E	53	" " " Adjusting Screw (2)	"	1.
533B	47	" " " Stud	"	10.
1544B	47	" " " " Collar, with 465c	17412 K & 128 K	5.
465c	53	" " " " " Set Screw	"	1.
08231B	46	Shuttle Carrier	17812 K & 128 K	1 5.
231c	53	" " " Screw	"	1½.
08367B	44	Shuttle Pitman, with two 175B	80128 K	1 10.
175B	53	" " " Adjusting Screw (2)	"	1.
44A	53	" " " Screw Stud	"	5.
520c	53	" " " " (Eccentric)	"	5.
1520c	53	" " " " Nut, for 520c	"	1½.
216A	53	" " " " Screw, for 520c	"	2.
08368B	44	Shuttle Slide (Front)	82128 K	7½.
08368D	44	" " " "	"	7½.
08369B	44	" " " (Back)	82228 K	7½.
08369D	44	" " " "	"	7½.
02007B	46	Spool Pin (2)	73112 K	1.
02007D	46	" " (2)	"	1.
55416	413	Tension Screw Stud 68 906	"	5.
413B	47	" " " "	"	5.
1560B	53	" " Regulating Thumb Nut	"	2.
1560D	53	" " " " "	"	2.
02102	46	" " Disc (2)	19612 K & 128 K	2½.
05237B	46	" " Releaser	195A12 K & 128 K	2.
08237D	46	" " " "	"	2.
08238	46	" " Spring	19612 K & 128 K	2½.
08242B	46	Thread Take-up Lever, with 1822	19712 K & 128 K	2 0.
08242D	46	" " " " " "	"	2 0.
1822	53	" " " " Roller and Stud	"	10.
79c	53	" " " " Hinge Screw	"	3.

No.	Plate.		Old No.	Price.
08241	45	Thread Take-up Cam, with 448c	19912 K & 128 K	2 0.
448c	53	" " " " Set Screw	"	1½.
02117	46	" " " " Pin	9115 K	½.
08243B	45	" " " " Lever Cover	19912 K & 128 K	5.
08243D	45	" " " " " "	"	5.
107B	53	" " " " " Hinge Screw	"	1½.
107D	53	" " " " " " " "	"	1½.
08244	46	" " " " Spring	199A12 K & 128 K	2½.
08245B	46	" " " " " Regulator Plate	196A12 K & 128 K	1½.
233B	53	" " " " " " Screw	"	1.
233D	53	" " " " " " " "	"	1.
08325B	46	Throat Plate	19912 K & 128 K	10.
08325D	46	" " " "	"	10.
08240B	46	" " " (for Export)	"	10.
08240D	46	" " " " "	"	10.
219A	53	" " " " Screw	"	1.
026076	46	Thread Cutter and Holder	19912 K & 128 K	2½.
08909	—	Wrench (Long) for 1513 and 1515	10015 K	5.
08908	—	" (Short) for 1519 and 1520	10116 K	4.
08372	—	Cap for Hand Attachment Seat	11112 K & 128 K	2½.

# HAND ATTACHMENT

FOR

## 28 K MACHINES

(28 K 2 and 28 K 4).

(For Arm Nos. 81702 and 81724).

No.	Plate.		Old No.	Price.
08378	50	Hand Attachment Bracket	1A H.A.	7½
137B	51	" " " Screw	"	2
137D	51	" " " "	"	2
08384B	50	Hand Attachm't Driving Lever	1 H.A.	10
08384D	50	" " " "	2 "	10
08385B	51	" " " " Arm	3 "	5
08385D	51	" " " " "	4 "	5
80018	51	" " " " Pin	5 "	½
80019	51	" " " " Spring	6 "	½
08387	51	" " " " Centre	7 "	1
08389	"	" " " " Leather Sheath	8 "	½
08390	51	" " " " Plate	9 "	½
08391	51	" " " " Wire	10 "	½
08406B	—	" " " " Arm, 08385B, with 08389, 08390, & 08391	—	7½
08406D	—	" " " " Arm, 08385D, with 08389, 08390, & 08391	—	7½
08374	50	Hand Attachm't Gear	11 H.A.	1 5
659D	51	" " " " Screw Stud	"	6
80234	—	" " " " Frame for "Plain" Mchs.	12A H.A.	2 0
08377	50	" " " " " " " " "H.O." "	13A "	2 0
SS 55	—	" " " " " " " " "Screw (2)	"	1
80020	—	" " " " " " " " "Cover for "Plain" Mchs.	14 H.A.	5
08393	50	" " " " " " " " " "H.O." "	15 "	5
211	51	" " " " " " " " "Screw (2)	"	1
80022B	50	Hand Attachm't Handle, complete, 80023, with 08383B and 80005	16 H.A.	1 5
80022D	50	" " " " " " " " "80023, with 08383D and 80005	17 "	1 5
80023	50	" " " " Handle	18A "	1½
08383B	50	" " " " " Lever	19 "	10
08383D	50	" " " " " "	20 "	10

# Hand Attachment.

No.	Plate.		Old No.	Price.
80005	—	Hand Attachment Handle Spindle, 80024 with 80025		5
80024	50	" " " " Spindle	21 H.A.	5
80025	51	" " " " Washer (Brass)	22 "	½
08280	51	" " " " Lever Hinge Pin	23 "	½
80026	51	" " " " Retaining Spring	24 "	½
08387	51	" " " " " " Centre	25 "	1
80027	51	" " " " Gear Pinion	26 "	1 5
80023	51	" " " " " Pin per 100	27 "	5
660D	51	" " " " " Screw Stud	28 "	6
81714B	50	Hand Attachment, complete (consists of 137B, 659D, 660D, 08280, 08374, 08377, 08378, 08384B, 08393, 08406B, 80018, 80019, 80022B, 80026, 80027, 80028, and two each SS 55, 211, and 08387	29 H.A.	
81714D	50	Hand Attachment, complete (consists of 137D, 659D, 660D, 08280, 08374, 08378, 08384D, 08406D, 80018, 80019, 80020, 80022D, 80026, 80027, 80028, 80234, and two each SS 55, 211, and 08387	30 H.A.	

# BOBBIN WINDER

FOR

## 27 K and 28 K MACHINES.

No.	Plate.		Old No.	Price.
81736B	—	<b>Bobbin Winder, complete (50B, 92B, 136A, 219A, 537C, 1528B, 02460, 02749, 08250, 08255, 08256B, 08257B, 08259B, 08260, 08261B, 08371B, and 81737</b>	55A B.W.	4 2
81736D	—	<b>Bobbin Winder, complete (50D, 92D, 136A, 219A, 537C, 1528B, 02460, 02749, 08250, 08255, 08256D, 08257D, 08259D, 08260, 08261D, 08371D, and 81737</b>	55A B.W.	4 2
08255	—	" " Back Centre	57	1½
08256B	—	" " " " Head	58	1½
08256D	—	" " " " "	58	1½
08250	49	" " " " Spring	59	1
08257B	49	" " " " Cam	59	2½
08257D	49	" " " " "	59	2½
219A	53	" " " " Screw	—	1
81737	—	" " " " Frame	55A B.W.	8½
136A	49	" " " " Hinge Screw	—	2
537C	49	" " " " Spindle	—	10
08371B	49	" " " " Pulley	55 B.W.	4
08371D	49	" " " " "	55	4
02460	49	" " " " Rubber King	55	1
08259B	49	" " " " Thread Guide	55	5
08259D	49	" " " " "	55	5
92B	49	" " " " Hinge Screw	—	2½
92D	49	" " " " "	—	2½
08260	49	" " " " Spring	55 B.W.	1
08261B	49	" " " " Worm Wheel	56	6
08261D	49	" " " " "	56	6
02749	49	" " " " Friction Washer	57	½
50B	49	" " " " Screw Stud (Eccentric)	—	5
50D	49	" " " " " " "	—	5
1528B	49	" " " " " " " " Nut	—	1½

## ATTACHMENTS and ACCESSORIES supplied with 27 K 1, 27 K 2, 28 K 1, and 28 K 2 Mchs.

No.	Plate.		Old No.	Price.
025509	52	Binder	309 A. & A.	2½
025510	52	Braider Foot	176	10
289	52	" " Screw	—	4
025527	52	Cloth Guide	301A. & A.	2½
025511	52	Hemmer, 3/8"	305	2½
025512	52	" " 5/16"	306	2½
025513	52	" " 1/2"	307	2½
025514	52	" " 3/4"	308	2½
026460	52	Oiler, with 026462	322A	2½
026462	52	" Spout, 2" long	322	½
025515	52	Quilter, complete (85301 and 85302)	381	2½
85301	—	" Bar	381	1½
85302	—	" Guide	385	1
—	—	Reel Cotton	—	—
85318	52	Screw-Driver (Machine)	607 A. & A.	2
026028	52	" " (Shuttle Tension)	309	1
08228	52	Shuttle Bobbins (5)	—	2½
08244	46	Thread Take-up Spring	—	1½
025517	52	Tuckmarker, complete (consists of 85303, 85304, 85305, 85307, 85308, 85309, 85310, 85311, 85312, 85313, 85314, 85316, 85317, two each SS 104, 85315, and four 85306	477 A. & A.	2 0
85303	—	" Base	480	2
SS 104	—	" " Thumb Screw (2)	—	1½
85304	—	" Guide (Graduated)	482 A. & A.	1½
85305	—	" Guard Plate	488	1
85306	—	" " Rivet (2)	489	½
85307	—	" Slide	490	3
85308	—	" Rivet (large)	491	½
85306	—	" (small) (2)	492	½
85309	—	" Marking Shoe	493	½
85310	—	" " Spring Rod	494	3
85311	—	" " " " Guard Plate	495	1
85312	—	" " " " Eyelet	496	½
85313	—	" " " " (Graduated)	498	2
85314	—	" " " " Arm	499	1
85315	—	" " " " Rivet (2)	500	½
85316	—	" " Stud Roller	501	1
85317	—	" " " " Arm	502	1

## ATTACHMENTS and ACCESSORIES supplied with 27 K 3, 27 K 4, 28 K 3, and 28 K 4 Mchs.

These Attachments and Accessories are the same as for 27 K 1, 27 K 2, 28 K 1, and 28 K 2 Mchs., with the following exceptions:—

025527B	47	Cloth Guide	301A. & A.	5
026156	52	Ruffler	—	2 8

## Fittings for Cover Set.

(3, 5 and 7-Drawer Tables.)

No.	Plate.	Old No.	Price.
028127	27		
	Bail Pull (Gilt)		1 3.
028013	28		
	Belt Hole Bushing (Gilt)	17 C.F.	2 .
028069	28		
	Cover Hook (Gilt)	10A "	1 .
028071	28		
	" " Cup Catch (Gilt)	1A "	2 .
028073	27		
	" Lock (Rim)	10A "	7½ .
028130	28		
	" " Cup Catch (Gilt)	10 "	2½ .
028076	28		
	" " Escutcheon (Gilt)	11 "	1 .
028078	27		
	" " Key	11 "	2½ .
028079	27		
	Drop Leaf Hinge	25 "	1½ .
025056	—		
	" " Support	20 "	6 .
025058	—		
	" " " Bracket	20 "	5 .
025070	—		
	Machine Cushion Tack (Rubber)	11 "	½ .
525	—		
	Machine Hinge Bolt		7½ .
1572E	—		
	" " " Nut		1½ .
02807	—		
	" " " Washer		½ .
08294	—		
	" " Connection		3 .
08295	—		
	" " " Hinge Pin		½ .
08306	—		
	" " Nos. 525, 08294, and 08295		10½ .
08292	45		
	" " 08306, with 1572E and 02807		1 0 .
025113	—		
	" Latch Spring	15A C.F.	5 .
028082	28		
	Partition Lock (Revolving Bolt, double)	40 "	2½ .
028083	28		
	" " ( " " single)	20 "	2½ .
028076	28		
	" " Escutcheon (Gilt)	22 "	1 .
028078	27		
	" " Key	21 "	2½ .
025047	—		
	Skeleton Drawer Case Drawer Spring	57 "	1 .
025076	—		
	" " " " Support	57 "	1½ .

## Fittings for Cabinet Table.

(5 and 7 Drawers.)

No.	Plate.	Old No.	Price.
028128	27		
	Bail Pull (Gilt)		1 3 .
028116	29		
	Counter-balance Spring		2 0 .
028202	—		
	" " " Adjusting Collar		7½ .
028203	—		
	" " " " Pin		11 .
028204	29		
	" " " Bracket		10 .
028197	29		
	" " " " (Hinge)		1 3 .
028198	29		
	" " " Support Pin (Wood)		1 .
87301	—		
	Folding Leaf Lock, complete (028078, 87302 to 87308, and two Wood Screws, ½", No. 4)	101 C.F.	8 .
87302	—		
	" " " (87303 to 87307)	101 "	6 .
	" " " Wood Screws (2), ½", No. 4		
87303	—		
	" " " Base	101A C.F.	3 .
87304	—		
	" " " " Latch	101 "	1½ .
87305	—		
	" " " " " Spring	106 "	½ .
87306	—		
	" " " " " Hub	107 "	1 .
87307	—		
	" " " " " Pin	108 "	½ .
87308	—		
	" " " Catch	109 "	2 .
028078	27		
	" " " Key	11 "	2½ .
028121	27		
	Hinge, 1½" × 1¼" (Gilt), for Front Lid		5 .
028027	27		
	" (Gilt), Round End for Top Leaf	113 C.F.	7½ .
025152	—		
	Machine Cushion (Felt)		½ .
02993	—		
	Machine Hinge Connection		5 .
02809	—		
	" " " " Hinge Pin		½ .
453	53		
	" " " " Set Screw		1 .
02810	—		
	" " " Plate		10 .
02992	—		
	" " " complete (02809, 02810, 02993, and two Nickel-Plated Wood Screws, ¾", No. 10)		1 3 .
028122	29		
	Machine Lifting Plate		1 8 .
028123	—		
	" " " " Hinge Pin		1½ .
028199	29		
	" " " (028122, with 028123 and 028197)		3 0 .
028082	28		
	Partition Lock (Revolving Bolt, double)	10 C.F.	2½ .
028083	28		
	" " ( " " single)	10 "	2½ .
028076	28		
	" " Escutcheon (Gilt)	22 "	1 .
028078	27		
	" " Key	21 "	2½ .
025047	—		
	Skeleton Drawer Case Drawer Spring	57 "	1 .
025076	—		
	" " " " Support	57 "	1½ .
028125	27		
	Trough Hanging Bracket		2½ .

# Fittings for Drawing-Room Cabinet.

No.	Plate.	Old No.	Price.
028128	27		1 3
028129	"		1 3
028003	29	104 C.F.	3 9
028005	29	106 "	2 6
028006	29	105 "	7 1/2
03012	42	3 T.M.S.	1/2
302c	"		3
1507E	42		2 1/2
*028007	—		10
025027	42	5 T.M.S.	1/2
028011	29	107 C.F.	1 3
028012	28	109 "	1/2
028013	28	12 "	2
028015	27	108A "	2 1/2
34D	42		3
025033	42	8 T.M.S.	1
028016	27	112 C.F.	2
028017	27	111 "	5
028018	—	113 "	1/2
028019	27	110 "	7 1/2
028020	29	119 "	1 8
028021	27	120 "	1 5
028076	28	22 "	1
028078	27	21 "	2 1/2
+ 02834	—	D.P. 15	10
87301	—	193 C.F.	8
87302	—	194 "	6
87303	—	194A C.F.	3
87304	—	195 "	1 1/2
87305	—	196 "	1/2
87306	—	197 "	1
87307	—	198 "	1/2
87308	—	199 "	2
028078	27	21 "	2 1/2
028024	27	72 "	1 1/2
028027	27	125 "	7 1/2
028026	27		1 1/2
028029	27		4
028030	27		7 1/2
028032	—		1/2
028033	27		7 1/2
028034	—		1/2
028200	—	122 C.F.	2 1/2
05604	—		5
028037	27	121 C.F.	1 8

No.	Plate.	Old No.	Price.
025070	—	11 C.F.	1/2
y 958	—		9
1572E	—		1 1/2
02807	—		1/2
08294	—		3
08295	—		1/2
08416	—		1 0
08417	45		1 2
078039	29	147 C.F.	5
07958	42	5 T.M.S.	1/2
011742	42	24 "	1/2
028041	29	133 C.F.	5 2
028042	29	142 "	7 1/2
028043	29	134 "	2
028044	27	136 "	2
02269	—	137 "	1/2
028045	28	138 "	2
028046	29	141 "	5
028047	29	138 "	3 0
028048	29	139 "	1 0
028049	—	140 "	1
434c	—		2
028050	28	124 C.F.	1
028051	28	124A "	2
028052	28	124B "	2
028053	29	143A "	5 0
028054	28	23 T.M.S.	2 1/2
028055	29	145 C.F.	7 1/2
296c	—		5
028056	29	146 C.F.	1 3
1507E	42		2 1/2

## SPECIAL CABINET FITTINGS for Drawing-Room Art Cabinet

(Otherwise identical Fittings as with Drawing-Room Cabinet.)

### (28 K MACHINE).

No.	Plate.	Old No.	Price.
87309	—	86 C.F.	1/2
87310	—	87 "	1
87311	—	175 "	2
87312	—	177 "	1 3
87313	—	178 "	9
87314	—	179 "	1/2
87315	—	180 "	6
87316	—	181 "	1

# STAND

(FOR COVER SET).  
(3, 5, & 7-Drawer Tables.)

NOTE.—When ordering Stands give No. of Belt required.

No.	Plate.	Description	Old No.	Price.
025005	40	Band Wheel, 12 $\frac{1}{2}$ " with 03012 and 025010	16 T.M.S.	3 9
025010	40	" " Crank	2A "	7 $\frac{1}{2}$
X 03012	42	" " " Pin	3 "	$\frac{1}{2}$
297C	42	" " " Screw Centre	—	5
1507E	42	" " " " Nut	—	2 $\frac{1}{2}$
82677	—	Belt for 27 K size $\frac{3}{8}$ " length 62 $\frac{1}{2}$ " with 025027	B15 T.M.S.	10
82678	—	" " 27 K H.A. " $\frac{3}{8}$ " " 67 $\frac{1}{2}$ " " 025027	B16 "	10
82679	—	" " 28 K " $\frac{3}{8}$ " " 61" " 025027	B17 "	10
82680	—	" " 28 K H.A. " $\frac{3}{8}$ " " 65" " 025027	B19 "	10
025027	42	" Hook	5 T.M.S.	$\frac{1}{2}$
82613	40	Belt Guide, with 507E and 1515E	6A "	4
507E	42	" " Bolt	—	1
1515E	42	" " " Nut	—	1
82627	40	Belt Shifter	7A T.M.S.	2 $\frac{1}{2}$
025033	42	" " Spring	8 "	1
34D	42	" " Hinge Screw	—	3
025036	40	Brace, with 3 each 297C and 1507E	9C T.M.S.	6 0
506E	42	" " Bolt (4)	—	1 $\frac{1}{2}$
1510E	42	" " Nut (4)	—	1
82628	40	Dress Guard, with 025033, 34D, and 82627	12A T.M.S.	1 10
504E	42	" " " Bolt	—	1 $\frac{1}{2}$
1510E	42	" " " Nut	—	1
025063	40	Leg (Right), with two 025068 and two 025069	15A T.M.S.	7 6
025068	42	" " Roller (2)	16A "	2 $\frac{1}{2}$
025039	42	" " " Pin (2)	17A "	$\frac{1}{2}$
82616	40	" (Left)	18A "	7 6
025074	40	Pitman (Adjustable), with two each 558E, 1570E, 025075, and 025123	19 "	1 0
025123	42	" " Wood Block (2)	20 "	1
558E	42	" " Adjusting Screw (2)	—	1 $\frac{1}{2}$
1570E	42	" " " Nut (2)	—	1
025075	42	" " " " Washer (2)	21 T.M.S.	$\frac{1}{2}$
025081	40	Treadle, with 07958 and 011742	22 "	2 8
297C	42	" " Screw Centre (2)	—	5
1507E	42	" " " Nut (2)	—	2 $\frac{1}{2}$
011742	42	" " Pitman Washer	24 T.M.S.	$\frac{1}{2}$
07958	42	" " " Pin	25 "	$\frac{1}{2}$
82610	—	Wrench for 1507E and 1510E	26 "	5
—	—	Wood Screws (4) 1", No. 12 (for fixing Table to Stand) per doz.	—	—
82617	40	Stand, complete, with 12 $\frac{1}{2}$ " Band Wheel (consists of 504E, 025005, 025015, 025036, 025063, 025074, 025081, 82610, 82613, 82616, 82628, four 506E, five 1510E, and four Wood Screws, 1", No. 12)	26 T.M.S.	—

# STAND

(FOR COVER SET).

SECTIONAL BRACE, EXPORT ONLY.

(3, 5, and 7-Drawer Tables).

No.	Plate.	Description	Old No.	Price.
025005	40	Band Wheel, 12 $\frac{1}{2}$ " with 03012 and 025010	16 T.M.S.	3 9
025010	40	" " Crank	2A "	7 $\frac{1}{2}$
03012	42	" " " Pin	3 "	$\frac{1}{2}$
297C	42	" " " Screw Centre	—	5
1507E	42	" " " " Nut	—	2 $\frac{1}{2}$
82677	—	Belt for 27 K size $\frac{3}{8}$ " length 62 $\frac{1}{2}$ " with 025027	B15 T.M.S.	10
82678	—	" " 27 K H.A. " $\frac{3}{8}$ " " 67 $\frac{1}{2}$ " " 025027	B16 "	10
82679	—	" " 28 K " $\frac{3}{8}$ " " 61" " 025027	B17 "	10
82680	—	" " 28 K H.A. " $\frac{3}{8}$ " " 65" " 025027	B19 "	10
025027	42	" Hook	5 "	$\frac{1}{2}$
82619	40	Belt Guide, with 507E and 1515E	6E "	4
507E	42	" " Bolt	—	1
1515E	42	" " " Nut	—	1
82627	40	Belt Shifter	7A T.M.S.	2 $\frac{1}{2}$
025033	42	" " Spring	8 "	1
34D	42	" " Hinge Screw	—	3
025184	40	Brace (Sectional), complete, Nos. 025185, 025186, three each 507E and 1515E	9U T.M.S.	6 8
025185	—	" " Section (Right), with two each 297C and 1507E	—	4 4
025186	—	" " (Left), with 297C and 1507E	—	2 3
506E	42	" " Bolt (4)	—	1 $\frac{1}{2}$
1510E	42	" " Nut (4)	—	1
507E	42	Brace Connecting Bolt (3)	—	1
1515E	42	" " " Nut (3)	—	1
82628	40	Dress Guard, with 82627, 025033, and 34D	12A T.M.S.	1 10
504E	42	" " " Bolt	—	1 $\frac{1}{2}$
1510E	42	" " " Nut	—	1
025063	40	Leg (Right), with two 025068 and two 025069	15A T.M.S.	7 6
025068	42	" " Roller (2)	16A "	2 $\frac{1}{2}$
025069	42	" " " Pin (2)	17A "	$\frac{1}{2}$
82616	40	" (Left)	18A "	7 6

No.	Plate.		Old No.	Price.
025074	40	<b>Pitman</b> (Adjustable), with two each 558E, 1570E, 025075, and 025123	B T.M.S.	1 0 .
025123	42	" Wood Block (2)	" "	1 .
558E	42	" Adjusting Screw (2)	" "	1½ .
1570E	42	" " " Nut (2)	" "	1 .
025075	42	" " " " Washer (2)	A T.M.S.	½ .
025081	40	<b>Treadle</b> , with 011742 and 07958	27E "	2 8 .
297C	42	" Screw Centre (2)	" "	5 .
1507E	42	" " " Nut (2)	" "	2½ .
011742	42	" Pitman Washer	B T.M.S.	½ .
07958	42	" " " Pin	25 "	½ .
82610	—	<b>Wrench</b> for 1507E and 1510E	26 "	5 .
—	—	<b>Wood Screws</b> (4) 1", No. 12 (for fixing Table to Stand) per doz.	—	—
82623	40	<b>Stand</b> , complete, with 12½" Band Wheel (consists of 504E, 025005, 025015, 025063, 025074, 025081, 025184, 82610, 82616, 82619, 82628, four 506E, five 1510E, and four Wood Screws, 1", No. 12	B T.M.S.	—

# STAND

(FOR CABINET TABLE.)  
(5 and 7 Drawers).

No.	Plate.		Old No.	Price.
025192	—	<b>Band Wheel</b> , 12½", with 972C	B T.M.S.	3 9 .
025193	—	" " Crank	B "	7½ .
972C	—	" " " Set Screw	—	4 .
297C	42	" " " Screw Centre	—	5 .
1507E	42	" " " " Nut	—	2½ .
025135	—	<b>Belt</b> , size ¾", length 67½", with 025027	B T.M.S.	10 .
025027	42	" Hook	B "	½ .
025110	—	<b>Belt Guide</b>	—	—
—	—	" " Screws (2) (Wood) ¾", No. 18 per doz.	—	—
82627	40	<b>Belt Shifter</b>	A T.M.S.	2½ .
025033	42	" " Spring	S "	1 .
34D	42	" " Hinge Screw	—	3 .
82625	—	<b>Brace</b> , with three each 297C and 1507E	B T.M.S.	6 0 .
748E	—	" Screws (4)	—	4 .
82628	40	<b>Dress Guard</b> , with 025033, 34D, and 82627	B T.M.S.	1 10 .
504E	42	" " Bolt	—	1½ .
1510E	42	" " " Nut	—	1 .
025386	—	<b>Leg</b> (2), with four each 025068 and 025069	B T.M.S.	7 6 .
025068	42	" Roller (4)	B "	2½ .
025069	42	" " Pin (4)	B "	½ .
025112	—	<b>Pitman</b> (Adjustable), with two each 558E, 1570E, 025075, and 025123	B "	1 0 .
025123	42	" Wood Block (2)	B "	1 .
558E	42	" Adjusting Screw (2)	—	1½ .
1570E	42	" " " Nut (2)	—	1 .
025075	42	" " " " Washer (2)	A T.M.S.	½ .
025081	40	<b>Treadle</b> , with 011742 and 07958	27E "	2 8 .
297C	42	" Screw Centre (2)	" "	5 .
1507E	42	" " " Nut (2)	—	2½ .
011742	42	" Pitman Washer	B T.M.S.	½ .
07958	42	" " " Pin	25 "	½ .
82610	—	<b>Wrench</b> for 1507E and 1510E	26 "	5 .
—	—	<b>Wood Screws</b> (4) 1", No. 12 (for fixing Table to Stand) per doz.	—	—
82626	41	<b>Stand</b> , complete (504E, 1510E, 025081, 025110, 025112, 025135, 025192, 025193, 82610, 82625, 82628, two 025386, four 748E, four Wood Screws, 1", No. 12, and two Wood Screws, ¾", No. 18)	B T.M.S.	—



## OBSOLETE PARTS for 27 K MACHINES.

No.	Plate.	Old No.	Price.
80504	—	—	—
81713	—	—	—

## OBSOLETE HAND ATTACHMENT

FOR

## 27 K MACHINES

(27 K 2 &amp; 27 K 4).

No.	Plate.	Old No.	Price.
03311	—	—	—
81707	—	—	—
08312	—	—	—
145B	—	—	—
145D	—	—	—
08384B	50	—	—
08384D	50	—	—
08385B	51	—	—
08385D	51	—	—
80018	51	—	—
80019	51	—	—
08387	51	—	—
08389	—	—	—
08390	51	—	—
08391	51	—	—
08406B	—	—	—
08406D	—	—	—

No.	Plate.	Old No.	Price.
03374	50	—	—
659D	51	—	—
08377	50	—	—
80234	—	—	—
SS 49	51	—	—
08393	50	—	—
80020	—	—	—
211	51	—	—
80023	50	—	—
80022B	50	—	—
80022D	50	—	—
08383B	50	—	—
08383D	50	—	—
80024	50	—	—
80005	—	—	—
80025	51	—	—
03280	51	—	—
80026	51	—	—
08387	51	—	—
80027	51	—	—
80028	51	—	—
660D	51	—	—

81712B	50	Hand Attachment, complete (consists of 659D, 660D, 08280, 08374, 08377, 08384B, 08393, 08406B, 80018, 80019, 80022B, 80026, 80027, 80028, 81707, and two each SS 49, 145B, 211, and 08387)	—
81712D	50	Hand Attachment, complete (consists of 659D, 660D, 08280, 08374, 08377, 08384D, 08393, 08406D, 80018, 80019, 80022D, 80026, 80027, 80028, 81707, and two each SS 49, 145D, 211, and 08387)	—

## OBSOLETE BOBBIN WINDERS

FOR

## 27 K MACHINES.

No.	Plate.		Old No.	Price.
81716B	48	<b>Bobbin Winder</b> , complete (consists of 50B, 92B, 136A, 219A, 537, 1528, 02749, 08248, 08249B, 08250, 08252B, 08257B, 08258, 08259B, 08260, & 08261B)	36 B.W.	4 2 -
81716D	48	<b>Bobbin Winder</b> , complete (consists of 50D, 92D, 136A, 219A, 537, 1528, 02749, 08248, 08249D, 08250, 08252D, 08257D, 08258, 08259D, 08260, & 08261D)	36 "	4 2 -
81717B	48	<b>Bobbin Winder</b> , complete (consists of 50B, 92B, 136A, 219A, 537, 1528, 02460, 02749, 08248, 08249B, 08250, 08257B, 08258, 08259B, 08260, 08261B, & 08265B)	36A "	4 7 -
81717D	48	<b>Bobbin Winder</b> , complete (consists of 50D, 92D, 136A, 219A, 537, 1528, 02460, 02749, 08248, 08249D, 08250, 08257D, 08258, 08259D, 08260, 08261D, & 08265D)	36A "	4 7 -
08248	49	<b>Back Centre</b>	37 "	1 -
08249B	49	" " Head	38 "	1½ -
08249D	49	" " "	38 "	1½ -
08250	49	" " Spring	39 "	1 -
08257B	49	<b>Cam</b>	40 "	2½ -
08257D	49	" "	40 "	2½ -
219A	53	" Screw	41 "	1 -
08258	49	<b>Frame</b>	42 B.W.	8½ -
136A	49	" Hinge Screw	43 "	2 -
537C	49	<b>Spindle</b>	44 "	10 -
08252B	49	" Pulley for 81716B	45 B.W.	4 -
08252D	49	" " " 81716D	45 "	4 -
08265B	49	" " " 81717B	46A B.W.	7½ -
08265D	49	" " " 81717D	46 "	7½ -
02460	49	" " Rubber Ring for 08265B and 08265D	47 B.W.	1 -
08259B	49	<b>Thread Guide</b>	48 "	5 -
08259D	49	" " "	48 "	5 -
92B	49	" " Hinge Screw	49 "	2½ -
92D	49	" " " " "	49 "	2½ -
08260	49	" " Spring	50 B.W.	1 -
08261B	49	<b>Worm Wheel</b>	51 "	6 -
08261D	49	" " "	51 "	6 -
02749	49	" " Friction Washer	52 "	½ -
50B	49	" " Screw Stud (Eccentric)	53 "	5 -
50D	49	" " " " "	53 "	5 -
1528E	49	" " " " Nut	54 "	1½ -

The 27 K and 28 K Machine Bobbin Winders are identical except as regards the Spindle Pulley and Rubber Ring.

## OBSOLETE BOBBIN WINDERS

FOR

## 28 K MACHINES.

No.	Plate.		Old No.	Price.
08370B	48	<b>Bobbin Winder</b> , complete (consists of 50B, 92B, 136A, 219A, 537, 1528, 02460, 02749, 08248, 08249B, 08250, 08257B, 08258, 08259B, 08260, 08261B, and 08371B)	36 B.W.	4 2 -
08370D	48	<b>Bobbin Winder</b> , complete (consists of 50D, 92D, 136A, 219A, 537, 1528, 02460, 02749, 08248, 08249D, 08250, 08257D, 08258, 08259D, 08260, 08261D, and 08371D)	36 "	4 2 -
08248	49	<b>Back Centre</b>	37 "	1 -
08249B	49	" " Head	38 "	1½ -
08249D	49	" " "	38 "	1½ -
08250	49	" " Spring	39 "	1 -
08257B	49	<b>Cam</b>	40 "	2½ -
08257D	49	" "	40 "	2½ -
219A	53	" Screw	41 "	1 -
08258	49	<b>Frame</b>	42 B.W.	8½ -
136A	49	" Hinge Screw	43 "	2 -
537C	49	<b>Spindle</b>	44 "	10 -
08371B	49	" Pulley	45 B.W.	4 -
08371D	49	" " "	45 "	4 -
02460	49	" " Rubber Ring	47 "	1 -
08259B	49	<b>Thread Guide</b>	48 "	5 -
08259D	49	" " "	48 "	5 -
92B	49	" " Hinge Screw	49 "	2½ -
92D	49	" " " " "	49 "	2½ -
08260	49	" " Spring	50 B.W.	1 -
08261B	49	<b>Worm Wheel</b>	51 "	6 -
08261D	49	" " "	51 "	6 -
02749	49	" " Friction Washer	52 "	½ -
50B	49	" " Screw Stud (Eccentric)	53 "	5 -
50D	49	" " " " "	53 "	5 -
1528E	49	" " " " Nut	54 "	1½ -

The 27 K and 28 K Machine Bobbin Winders are identical except as regards the Spindle Pulley and Rubber Ring.

# NUMERICAL LIST OF PARTS

FOR

## Class 27K & Class 28K Machines.

### SCREWS.

No.	Plate.		Price.
27c	53	Feed Forked Connection Hinge Screw for 08215B and 08362B	5.
34D	42	Belt Shifter Hinge Screw for 028015 and 82627	3.
42B	53	Feed Regulator Hinge Screw for 08216	3.
42D	53	" " " " " 08216	3.
44A	53	Shuttle Pitman Screw Stud for 08232B and 08367B	5.
50B	49	Worm Wheel Screw Stud (Eccentric) for 81716B, 81717B, and 81736B	5.
50D	49	" " " " " " 81716D, 81717D, and 81736D	5.
79c	53	Thread Take-up Lever Hinge Screw for 08242B and 08242D	3.
92B	49	Bobbin Winder Thread Guide Hinge Screw for 08259B	2 1/2.
92D	49	" " " " " " " 08259D	2 1/2.
97E	53	Presser Bar Lifter Screw for 02060A and 02060D	2.
107B	53	Thread Take up Lever Cover Hinge Screw for 08243B	1 1/2.
107D	53	" " " " " " " 08243D	1 1/2.
122E	53	Arm Rock Shaft Adjusting Screw for 08203B and 08352B	2 1/2.
136A	49	Bobbin Winder Frame Hinge Screw for 08258 and 81737	2.
137B	51	Hand Attachment Bracket Screw for 08378 and 80137	2.
137D	51	" " " " " " 08378 " 80137	2.
138E	53	Arm Screw for 81702 and 81724	2 1/2.
145B	--	Hand Attachment Belt Cover Screw for 08312 (Obsolete)	2.
145D	--	" " " " " " 08312 "	2.
159A	53	Belt Cover Screw for 08315 and 81723	1 1/2.
175B	53	Feed Forked Connection Adjust'g Screw for 08215B & 08362B	1.
175E	53	Needle Bar Cam Clamp Screw for 08222	1.
175G	53	Shuttle Bell Crank Adjusting Screw for 08229B	1.
175B	53	" Pitman Adjusting Screw for 08232B and 08367B	1.
180A	--	Belt Cover Screw for 81706 and 81727	1 1/2.
191c	53	Feed Dog Screw for 08213 and 08324	1 1/2.
211	51	Hand Attachment Gear Cover Screw for 08393 and 80020	1.
215	53	Shuttle Tension Spring Adjusting Screw for 08326	2.
216A	53	" Pitman Screw Stud Screw for 520c	2.

## Numerical List of Parts.

No.	Plate.		Price.
219A	53	Face Plate Screw for 08210B, 08210D, 08361B, and 08361D	1.
219A	53	Throat Plate Screw for 08240 and 08325	1.
219A	53	Bobbin Winder Cam Screw for 08257	1.
231C	53	Shuttle Carrier Screw for 08231B	1½
233B	53	Needle Bar Cam Position Screw for 08222	1.
233D	53	" " " " " " " 08222	1.
233B	53	Thread Take-up Spring Regulator Plate Screw for 08245	1.
233D	53	" " " " " " " 08245	1.
248A	53	Clamp Stop-Motion Clamp Screw Stop Screw for 02019B, 02019D, 08359B, and 08359D	1.
249A	53	Needle Bar Thread Eyelet Screw for 08223B and 08223D	1.
253B	47	Feed Regulator Thumb Screw for 08216	1 0.
253D	47	" " " " " " 08216	1 0.
256B	47	Clamp Stop-Motion Clamp Screw for 02019B and 08359B	1 3.
256D	47	" " " " " " 02019D " 08359D	1 3.
263B	47	Presser Bar Spring Regulating Thumb Screw for 08224 & 08366	10.
263D	47	" " " " " " " 08224 & 08366	10.
284B	53	Arm Side Plate Thumb Screw for 08409 and 81720	5.
284D	53	" " " " " " " 81721 " 81725	5.
286B	53	Presser Foot Thumb Screw for 02071B	5.
286D	53	" " " " " " 02071D	5.
287B	53	Guide Thumb Screw for 025527B	5.
287D	53	" " " " " " 025527	5.
289	52	Braider Foot Screw for 025510	1.
296C	—	Treadle Screw Centre for 028053	5.
297C	42	Band Wheel Crank Screw Centre for 025010 and 025193	5.
297C	42	Treadle Screw Centre for 025081	5.
301A	47	Arm Rock Shaft Screw Centre (Lower) for 08203B and 08352B	4.
302C	—	Band Wheel Crank Screw Centre for 028006	3.
307C	47	Feed Rock Shaft Screw Centre for 08218B and 08363B	3.
315C	47	Feed Dog Carrier Screw Centre for 08214B	2.
400C	53	Needle Bar Cam Guide Adjusting Screw for 08222	1.
400	53	Presser Bar Spring Bracket Guide Adjusting Screw for 08226	1.
413B	47	Tension Screw Stud	5.
434C	—	Rocking Frame Spring Adjusting Block Set Screw for 028048	2.
443A	—	Arm Shaft Bushing Set Screw for 08206	1½
448C	53	Thread Take-up Cam Set Screw for 08241	1½
448C	53	Feed Cam Set Screw for 08211	1½
453C	53	Presser Bar Spring Bracket Set Screw for 08226	1.
453C	53	Machine Hinge Connection Set Screw for 02993	1.
460C	—	Feed Rock Shaft Crank Set Screw for 08220	1.
462C	—	Clamp Stop-Motion Flanged Bushing Set Sc. for 08423 & 015152	1.
465C	53	Shuttle Bell Crank Stud Collar Set Screw for 08229B	1.
504E	42	Dress Guard Bolt for 82628	1½
506E	42	Brace Bolt for 025036 and 025184	1½
507E	42	Belt Guide Bolt for 82613 and 82619	1.
507E	42	Brace Connecting Bolt for 025185 and 025186	1.
520C	53	Shuttle Pitman Screw Stud (Eccentric) for 08232B and 08367B	5.
525C	—	Bed Hinge Bolt for 08306	7½
533B	47	Shuttle Bell Crank Stud for 08229B	10.

## Numerical List of Parts.

No.	Plate.		Price.
537C	49	Bobbin Winder Spindle for 08370B, 08370D, 81716B, 81716D, 81717B, 81717D, 81736B, and 81736D	10.
552C	53	Needle Clamp Thumb Screw for 02054	5.
558E	42	Pitman Adjusting Screw for 025074 and 025112	1½
649E	—	Arm Screw for 81718 and 81719	2½
659D	51	Hand Attachment Gear Screw Stud for 08374	6.
660D	51	" " " " Pinion Screw Stud for 80027	6.
748E	—	Brace Screw for 82625	4.
958	—	Machine Hinge Bolt for 08416	9.
972C	—	Band Wheel Crank Set Screw for 025192	4.
SS 49	51	Hand Attachment Gear Frame Screw for 08377 and 80234 (Obsolete)	1.
SS 55	—	Hand Attachment Gear Frame Screw for 08377 and 80234	1.
SS 104	—	Tuckmarker Base Thumb Screw for 85303	1½

## NUTS.

1507E	42	Band Wheel Crank and Treadle Screw Centre Nut for 296C, 297C, and 302C	2½
1508C	53	Arm Rock Shaft Screw Centre Nut for 301C	3.
1510E	42	Brace Bolt Nut for 506E	1.
1510E	42	Dress Guard Bolt Nut for 504E	1.
1513C	53	Feed Rock Shaft Screw Centre Nut for 307C	2½
1515E	42	Belt Guide Bolt Nut for 507E	1.
1519E	53	Feed Dog Carrier Screw Centre Nut for 315C	1½
1520E	53	Feed Forked Connection Hinge Screw Nut for 27C	1½
1520E	53	Shuttle Pitman Screw Stud Nut for 520C	1½
1528E	49	Worm Wheel Screw Stud Nut for 50E and 50D	1½
1544B	47	Shuttle Bell Crank Stud Collar, with 465C	5.
1560E	53	Tension Regulating Thumb Nut	2.
1560D	53	" " " " " "	2.
1570E	42	Pitman Adjusting Screw Nut for 558E	1.
1572E	—	Red Hinge Bolt Nut for 08292 and 08417	1½

## ROLLERS.

1822	53	Thread Take-up Lever Roller and Stud for 08242B and 08242D	10.
1832	53	Feed Forked Connection Roller and Screw Stud for 08215B and 08362B	10.
1833	53	Feed Dog Carrier Roller and Screw Stud for 08214B	10.
1836	53	Needle Bar Cam Roller and Screw Stud for 08222	10.

## Numerical List of Parts.

No.	Plate.	Description	Old No.	Price.
02007B	46	Spool Pin for 27 K 3, 27 K 4, 28 K 3, and 28 K 4 Mchs.	1047 K	1
02007D	46	" " " 27 K 1, 27 K 2, 28 K 1, " 28 K 2	1047 K	1
02019B	—	Clamp Stop-Motion, complete (Nos. 248A, 256B, 02020, and 015152), for 27 K 3 and 27 K 4 Mchs.	1047 K	3 0
02019D	—	" " complete (Nos. 248A, 256D, 02020, & 015152), for 27 K 1 and 27 K 2 Mchs.	1047 K	3 0
02020	47	" " Clamp Washer for 02019B, 02019D, 08359B, and 08359D	1047 K	2 1/2
02021	47	" " Flanged Bushing for 015152	1047 K	1 5
02022	46	" " " " Pin for 02021 and 08360	1047 K	1/2
02049	46	Feed Rock Shaft Crank Pin for 08220	1047 K	1/2
02054	46	Needle Clamp, with 552c, for 27 K and 28 K Mchs.	1047 K	1 0
02060A	46	Presser Bar Lifter for 27 K and 28 K Mchs.	1047 K	10
02070	53	" " Spring Washer for 08225 and 08399	1047 K	1/2
02071B	46	Presser Foot for 27 K 3, 27 K 4, 28 K 3, and 28 K 4 Mchs.	1047 K	1 0
02071D	46	" " " 27 K 1, 27 K 2, 28 K 1, " 28 K 2	1047 K	1 0
02102	46	Tension Disc for 27 K and 28 K Mchs.	1047 K	2 1/2
02117	46	Thread Take-up Cam Pin for 08241	1047 K	1/2
02269	—	Rocking Frame Connecting Link Bracket Pin (Fittings for D.R. Cabt.)	1047 K	1/2
02460	49	Bobbin Winder Spindle Pulley Rubber Ring for 08252b, 08252d, 08265b, 08265d, 08371b, & 08371d	1047 K	1
02749	49	" " Worm Wheel Friction Washer for 08261B and 08261D	1047 K	1/2
02807	—	Bed Hinge Bolt Nut Washer for 08292 and 08417	1047 K	1/2
02809	—	Machine Hinge Connection Hinge Pin for 02992B	1047 K	1/2
02810	—	" " Plate for 02992B	1047 K	10
02827B	53	Face Plate Thread Guard, with 08505B, for 08210B & 08361B	1047 K	1
02827D	53	" " " " with 08505D, for 08210D & 08361D	1047 K	1
02834	—	Drip Pan (Fittings for Drawing-Room Cabinet)	D.P. 10	10
02992B	—	Machine Hinge, complete (02809, 02810, 02993, and two Nickel Plated Wood Screws, 3/4", No. 10) (Fittings for Cabinet Table)	—	1 3
02993	—	Machine Hinge Connection (Fittings for Cabinet Table)	—	5
03012	42	Band Wheel Crank Pin for 025010 and 028006	1047 K	1/2
04389	46	Arm Dowel Pin for 81702, 81718, 81719, and 81724	1047 K	1
05604	—	Latch Spring Rivet for 028200 (Fittings for Drawing-room Cabt.) per 100	—	5
07958	42	Pitman Stud Pin for 028093 (Fittings for Drawing-Room Cabt.)	1047 K	1/2
07958	42	Treadle Pitman Washer Pin for 025081	1047 K	1/2

## PARTS.

## Numerical List of Parts.

No.	Plate.	Description	Old No.	Price.
08203B	43	Arm Rock Shaft, with 122c, for 27 K 1 to 27 K 4 Mchs.	1047 K	3 0
08204	45	" " " Centre (Upper) for 08203B	1047 K	5
08205	43	" Shaft for 27 K 1 to 27 K 4 Mchs.	1047 K	5 0
08206	45	" " Bushing for 27 K and 28 K Mchs.	1047 K	1 0
08207B	—	Balance Wheel for 27 K 3 and 27 K 4 Mchs.	1047 K	4
08207	—	" " " 27 K 1 " 27 K 2	1047 K	0
08210B	44	Face Plate, with 02827B, for 27 K 3 and 27 K 4 Mchs.	1047 K	2 0
08210D	44	" " " 02827D, " 27 K 1 " 27 K 2	1047 K	2 0
08211	45	Feed Cam, with 448c, for 27 K and 28 K Mchs.	1047 K	1 3
08213	46	Feed Dog (for Export) " " "	1047 K	1 5
08214B	47	Feed Dog Carrier " " "	1047 K	1 3
08215B	43	Feed Forked Connection, with 175B, for 27 K 1 to 27 K 4 Mchs.	1047 K	3 4
08216	45	Feed Regulator for 27 K and 28 K Mchs.	1047 K	1 5
08217	53	" " Friction Washer for 08216	1047 K	1/2
08218B	43	Feed Rock Shaft, 08219B with 08220, for 27 K 1 to 27 K 4 Mchs.	1047 K	2 0
08219B	—	" " " for 08218B	1047 K	1 5
08220	45	" " " Crank, with 460c, for 08218B and 08363B	1047 K	7 1/2
08221	44	Needle Bar for 27 K 1 to 27 K 4 Mchs.	1047 K	1 8
08222	45	" " Cam with 175E and 400c, for 27 K & 28 K Mchs.	1047 K	1 5
08223B	53	" " Thread Eyelet for 08221 and 08365	1047 K	1/2
08223D	53	" " " " " 08221 " 08365	1047 K	1/2
08224	44	Presser Bar for 27 K 1 to 27 K 4 Mchs.	1047 K	1 5
08225	47	" " Spring for 27 K 1 to 27 K 4 Mchs.	1047 K	2 1/2
08226	45	" " " Bracket, with 453c & 400, for 08224 & 08366	1047 K	1 0
08228	52	Shuttle Bobbin for 08327	1047 K	2 1/2
08229B	45	Shuttle Bell Crank with two 175B, for 27 K and 28 K Mchs.	1047 K	2 6
08231B	46	" Carrier for 27 K and 28 K Mchs.	1047 K	1 5
08232B	44	" Pitman with two 175B, for 27 K 1 to 27 K 4 Mchs.	1047 K	2 0
08237B	46	Tension Releaser for 27 K 3, 27 K 4, 28 K 3, & 28 K 4 Mchs.	1047 K	2
08237D	46	" " " 27 K 1, 27 K 2, 28 K 1, & 28 K 2	1047 K	2
08238	46	" Spring for 27 K and 28 K Mchs.	1047 K	2 1/2
08240B	46	Throat Plate (for Export)	—	10
08240D	46	" " " "	—	10
08241	45	Thread Take-up Cam with 448c, for 27 K and 28 K Mchs.	1047 K	2 0
08242B	46	" " Lever with 1822, for 27 K 3, 27 K 4, 28 K 3, and 28 K 4 Mchs.	1047 K	2 0
08242D	46	" " " " 1822, for 27 K 1, 27 K 2, 28 K 1, and 28 K 2 Mchs.	1047 K	2 0
08243B	45	" " " Cover for 27 K 3, 27 K 4, 28 K 3, and 28 K 4 Mchs.	1047 K	5
08243D	45	" " " " " 27 K 1, 27 K 2, 28 K 1, and 28 K 2 Mchs.	1047 K	5
08244	46	" " Spring for all 27 K and 28 K Mchs.	1047 K	2 1/2
08245B	46	" " " Regulator Plate for all 27 K and 28 K Mchs.	1047 K	1 1/2

## Numerical List of Parts.

No.	Plate.	Description	Old No.	Price.
08248	49	Bobbin Winder Back Centre for 08370B, 08370D, 81716B, 81716D, 81717B, and 81717D (Obsolete)	37 B.W.	1
08249B	49	" " Back Centre Head for 08370B, 81716B, and 81717B (Obsolete)	38 "	1½
08249D	49	" " " " " " 08370D, 81716D, and 81717D (Obsolete)	38 "	1½
08250	49	" " " " Spring for 08248 & 08255	39 "	1
08252B	49	" " Spindle Pulley for 81716B	42 "	4
08252D	49	" " " " " 81716D	42 "	4
08255	—	" " Back Centre for 81736B and 81736D	43 "	1½
08256B	—	" " " " Head for 81736B	43 "	1½
08256D	—	" " " " " 81736D	43 "	1½
08257B	49	" " Cam for 08370B, 81716B, 81717B, & 81736B	49 "	2½
08257D	49	" " " " 08370D, 81716D, 81717D, & 81736D	49 "	2½
08258	49	" " Frame for 08370B, 08370D, 81716B, 81716D, 81717B, and 81717D (Obsolete)	51 "	8½
08259B	49	" " Thread Guide for 08370B, 81716B, 81717B, and 81736B	52 "	5
08259D	49	" " " " for 08370D, 81716D, 81717D, and 81736D	52 "	5
08260	49	" " " " Spring for 08295B & 08295D	53 "	1
08261B	49	" " Worm Wheel for 08370B, 81716B, 81717B, and 81736B	56 "	6
08261D	49	" " " " for 08370D, 81716D, 81717D, and 81736D	56 "	6
08265B	49	" " Spindle Pulley for 81717B (Obsolete)	53A "	7½
08265D	49	" " " " " 81717D	53A "	7½
08280	51	Hand Attachment Handle Lever Hinge Pin for 80150B, 80150D, 81712B, 81712D, 81714B, and 81714D	3 H.A.	1
02292	45	Bed Hinge, 08306, with 1572E & 02807, for all 27 K & 28 K Mchs.	—	1 0
08294	—	" " " " Connection for 08306, and 08416	—	3
08295	—	" " " " Hinge Pin for 08306 and 08416	—	½
08297B	44	Shuttle Slide (Front) for 27 K 3 and 27 K 4 Mchs.	83A/27 K	9
08297D	44	" " " " 27 K 1 " 27 K 2 "	83A/ "	9
08298B	44	" " (Back) for 27 K 3 and 27 K 4 Mchs.	83A/ "	9
08298D	44	" " " " 27 K 1 " 27 K 2 "	83A/ "	9
08301	—	" " Body for 08327	—	2 6
08306	—	Machine Hinge, 525B, 08294, and 08295, for 08292	—	10½
08311	—	Hand Attachment Bracket for 81707 (Obsolete)	26 H.A.	1 3
08312	—	" " " " Belt Cover for 81707	" "	1 0
08315	44	Belt Cover for 27 K 1 and 27 K 2 Mchs.	39/27 K	8
08324	46	Feed Dog for 27 K and 28 K Mchs.	137/27 K & 28 K	1 5
08325B	46	Throat Plate for 27 K 3, 27 K 4, 28 K 3, and 28 K 4 Mchs.	137/27 K & 28 K	10
08325D	46	" " " " 27 K 1, 27 K 2, 28 K 1, " 28 K 2 "	137/27 K & 28 K	10
08326	46	Shuttle Tension Spring for 08327	137/27 K & 28 K	4
08327	46	Shuttle complete, 08301, with 215, 08228, and 08326, for 27 K and 28 K Mchs.	137/27 K & 28 K	3 0
08352B	43	Arm Rock Shaft with 122E, for 28 K 1 to 28 K 4 Mchs.	328 K	2 11

## Numerical List of Parts.

No.	Plate.	Description	Old No.	Price.
08353	43	Arm Shaft for 28 K 1 to 28 K 4 Mchs.	428 K	4 2
08359B	—	Clamp Stop-Motion complete, 248A, 256B, 02020, and 08423, for 28 K 3 and 28 K 4 Mchs.	16A/ "	3 0
08359D	—	" " " " 248A, 256D, 02020, and 08423, for 28 K 1 and 28 K 2 Mchs.	16A/ "	3 0
08360	47	" " Flanged Bushing for 08423	16B "	1 5
08361B	44	Face Plate with 02827B, for 28 K 3 and 28 K 4 Mchs.	22A/ "	2 0
08361D	44	" " " " 02827D, " 28 K 1 " 28 K 2 "	22A "	2 0
08352B	43	Feed Forked Connection with 175B, for 28 K 1 to 28 K 4 Mchs.	33A "	2 11
08363B	43	Feed Rock Shaft, 08364B " 08220, " 28 K 1 to 28 K 4 "	43/ "	1 10
08364B	—	" " " " for 08363B	43A/ "	1 3
08365	44	Needle Bar for 28 K 1 to 28 K 4 Mchs.	50/ "	1 5
08366	44	Presser Bar for 28 K 1 to 28 K 4 Mchs.	60/ "	1 3
08367B	44	Shuttle Pitman, with two 175B, for 28 K 1 to 28 K 4 Mchs.	80/ "	1 10
08368B	44	" " Slide (Front) for 28 K 3 and 28 K 4 Mchs.	82/ "	7½
08368D	44	" " " " for 28 K 1 " 28 K 2 "	82/ "	7½
08369B	44	" " (Back) for 28 K 3 " 28 K 4 "	83/ "	7½
08369D	44	" " " " for 28 K 1 " 28 K 2 "	83/ "	7½
08370B	48	Bobbin Winder, complete (consists of 50B, 92B, 136A, 219A, 537, 1528, 02460, 02749, 08248, 08249B, 08250, 08257B, 08258, 08259B, 08260, 08261B, and 08371B), for 28 K Mchs. (Obsolete)	35 B.W.	4 2
08370D	48	Bobbin Winder, complete (consists of 50D, 92D, 136A, 219A, 537, 1528, 02460, 02749, 08248, 08249D, 08250, 08257D, 08258, 08259D, 08260, 08261D, and 08371D), for 28 K Mchs. (Obsolete)	35 B.W.	4 2
08371B	49	Bobbin Winder Spindle Pulley for 08370B and 81736B	43 "	4
08371D	49	" " " " " 08370D and 81736D	43 "	4
08372	—	Cap for Hand Attachment Seat for 27 K and 28 K Mchs.	114/27 K & 28 K	2½
08374	50	Hand Attachment Gear for 80150B, 80150D, 81712B, 81712D, 81714B, & 81714D	13 H.A.	1 5
08377	50	" " " " Frame for 80150B, 81712B, and 81714B	13A "	2 0
08378	50	" " " " Bracket	1A "	7½
08383B	50	" " " " Handle Lever for 80022B	20 "	10
08383D	50	" " " " " 80022D	20 "	10
08384B	50	" " " " Driving Lever for 80150B, 81712B, & 81714B	3 "	10
08384D	50	" " " " " 80150D, 81712D, & 81714D	3 "	10
08385B	51	" " " " " 08406B	6 "	5
08385D	51	" " " " " 08406D	6 "	5
08387	51	" " " " " Arm Spring Centre for 80150B, 80150D, 81712B, 81712D, 81714B, and 81714D	9 "	1
08387	51	" " " " " Handle Retaining Spring Centre for 80150B, 80150D, 81712B, 81712D, 81714B, and 81714D	9 "	1
08389	—	" " " " Driving Lever Arm Leather Sheath for 08406B and 08406D	10 "	½
08390	51	" " " " " " Leather Sheath Plate for 08406B and 08406D	11 "	½
08391	51	" " " " " " Leather Sheath Wire for 08406B and 08406D	12 "	½
08393	50	" " " " Gear Cover for 80150B, 81712B, and 81714B	13 "	5

## Numerical List of Parts.

No.	Plate.	Description	QTY	Price.
08396	45	Arm Rock Shaft Centre (Upper) for 08352E	1	5
08399	47	Presser Bar Spring for 28 K 1 to 28 K 4 Mchs.	2 1/2	
08406B	---	Hand Attachment Driving Lever Arm, 08385E, with 08389, 08390, & 08391, for 80150E, 81712E, & 81714E	1	7 1/2
08406D	---	" " Driving Lever Arm, 08385E, with 08389, 08390, & 08391, for 80150D, 81712D, & 81714D	1	7 1/2
08409	---	Arm Side Plate for 81702	1	3
08416	---	Machine Hinge, 958, 08294 and 08295, for 08417	1	0
08417	45	" " 08416, with 1572E and 02807 (Fittings for D.R. and D.R.A. Cabinet)	1	3
08423	---	Clamp Stop-Motion Flanged Bushing, 08360, with two 462E for 28 K 1 to 28 K 4 Mchs.	1	5
08505B	---	Face Plate Thread Guard Rivet for 02827E & 02827D, per 100	5	
08908	---	Wrench (Short), for 1519 and 1520, for 27 K and 28 K Mchs.	4	
08909	---	" (Long), " 1513 " 1515, " " " " " "	5	
011742	42	Pitman Washer (Fittings for Drawing-room Cabinet)	1	
011742	42	Treadle Pitman Washer for 025081	1	2
015152	---	Clamp Stop-Motion Flanged Bushing, 02021, with two 462E for 27 K 1 to 27 K 4 Mchs.	1	5
025005	40	Band Wheel, 12 1/2", with 03012 and 025010, for 82617 & 82623	3	9
025010	40	" " Crank for 025005	7 1/2	
025027	42	Belt Hook	1	1/2
025033	42	Belt Shifter Spring for 82628	1	
025036	40	Brace, with three each 297C and 1507C, for 82617	6	0
025047	---	Skeleton Drawer Case Drawer Spring (Fittings for Cover Set and Cabinet Table)	1	
025056	---	Drop Leaf Support (Fittings for Cover Set)	6	
025058	---	" " " Bracket ( " " " " )	5	
025063	40	Leg (Right), with two 025068 and two 025069, for 82617 and 82623	7	6
025068	42	" " Roller, for 025063 and 025386	2 1/2	
025069	42	" " Pin, for 025063 and 025386	1	1/2
025070	---	Machine Cushion Tack (Rubber) (Fittings for Cover Set and Drawing-Room Cabinet)	1	
025074	40	Pitman (Adjustable) with two each 558E, 1570E, 025075, and 025123, for 82617 and 82623	1	0
025075	42	" Adjusting Screw Nut Washer for 025074 and 025112	1	
025076	---	Skeleton Drawer Case Drawer Spring Support (Fittings for Cover Set and Cabinet Table)	1	1/2
025081	40	Treadle, with 07958 and 011742, for 82617, 82623, & 82626	2	8
025110	---	Belt Guide for 82626	3	
025112	---	Pitman (Adjustable) with two each 558E, 1570E, 025075, and 025123, for 82626	1	0
025113	---	Machine Latch Spring (Fittings for Cover Set)	5	
025123	42	Pitman Wood Block for 025074 and 025112	1	
025135	---	Belt Size 3/8", length 67 1/2", with 025027, for 82626	10	
025152	---	Machine Cushion (Felt) (Fittings for Cabinet Table)	1	
025184	40	Brace (Sectional), complete, 025185, 025186, three each 507E and 1515E, for 82623	6	8
025185	---	" Section (Right), with two each 297C & 1507E, for 025184	4	4

## Numerical List of Parts.

No.	Plate.	Description	QTY	Price.
025185	---	Brace Section (Left), with 297C and 1507E for 025184	2	3
025192	---	Band Wheel, 12 1/2", with 972C, for 82626	3	9
025193	---	" " Crank for 025192	7 1/2	
025235	41	Cabinet Table Stand, complete (504E, 1510E, 025049, 025081, 025110, 025112, 025135, 025192, to 025194, 025200, two 025386, four 748E, four Wood Screws, 1" No. 12, and two Wood Screws, 3/8" No. 18)	1	
025385	---	Leg, with four each 025068 and 025069, for 82626	7	6
025509	52	Binder (Attachments and Accessories)	2 1/2	
025510	52	Braider Foot " " " "	10	
025511	52	Hammer, 1 1/2" " " " "	21	
025512	52	" " " " " " "	21	
025513	52	" " " " " " "	21	
025514	52	" " " " " " "	21	
025515	52	Quilter, complete (85301 and 85302) " " " "	2 1/2	
025517	52	Tuckmarker, complete (consists of 85303, 85304, 85305, 85307, 85308, 85309, 85310, 85311, 85312, 85313, 85314, 85316, 85317, two each 85306, 85315, and four 85306 (Attachments and Accessories)	2	0
025527	47	Cloth Guide " " " "	2 1/2	
025527B	47	" " " " " " "	5	
026028	52	Screw Driver (Shuttle) " " " "	1	
026076	46	Thread Cutter and E " " " "	2 1/2	
026156	52	Ruffler (Attachments and Accessories)	2	8
026460	52	Oiler, with 026462 " " " "	2 1/2	
026462	52	" Spout, 2" long " " " "	1	
028003	29	Band Wheel, 10" diam., with 03012 and 028006 (Fittings for Drawing-room Cabinet)	3	0
028005	29	" " Bracket, with 302C and 1507E	2	0
028006	29	" " Crank	7 1/2	
028007	---	Belt, size 3/8", length 65 1/2", with 025027 (Fittings for Drawing-room Cabinet)	10	
028011	29	" Guide, with 34D, 025033, and 028015 (Fittings for Drawing-room Cabinet)	1	3
028012	28	" " Screw Eye (Fittings for Drawing-room Cabinet)	1	
028013	28	" Hole Bushing (Gilt) " " Cover Set and Drawing-room Cabinet)	2	
028015	27	" Shifter " " Drawing-room Cabinet)	2 1/2	
028016	27	Cabinet Case Roller " " " "	2	
028017	27	" " " Frame " " " "	5	
028018	---	" " " Pin " " " "	1	1/2
028019	27	" " " complete (028016 to 028018) (Fittings for Drawing-room Cabinet)	7 1/2	
028020	29	Drawer Lock Bolt (Fittings for Drawing-Room Cabinet)	1	8
028021	27	" " " Cam and Plate (Fittings for Drawing-room Cabinet)	1	5
028024	27	Hinge, 1" x 1 1/2" (Gilt), for all doors except lower front (Fittings for Drawing-room Cabinet)	1 1/2	

## Numerical List of Parts.

No.	Plate.	Description	Old No.	Price.
028026	27	Hinge, $\frac{1}{2}'' \times 2''$ (Gilt), for right and left lower doors (Fittings for Drawing-room Cabinet)	—	1 $\frac{1}{2}$ .
028027	27	" (Gilt), Round End for Top Leaf (Fittings for Cabinet Table and Drawing-room Cabinet)	15 C.F.	7 $\frac{1}{2}$ .
028029	27	Latch (Fittings for Drawing-room Cabinet)	—	4.
028030	27	" Button (Brass) " " " "	—	7 $\frac{1}{2}$ .
028032	—	" " Hinge Pin " " " "	—	7 $\frac{1}{2}$ .
028033	27	" Frame " " " "	—	7 $\frac{1}{2}$ .
028034	—	" Hinge Pin " " " "	—	7 $\frac{1}{2}$ .
028037	27	" complete (Brass) (05604, 028020, 028030, 028032 to 028034, and 028200), (Fittings for Drawing-room Cabinet)	121 C.F.	1 8.
028039	29	Pitman, with three Wood Screws, $\frac{7}{8}''$ , No. 5, R.H.B. (Fittings for Drawing-room Cabinet)	111 "	5.
028041	29	Rocking Frame, with 434c, 028048, and two each 028043 and 028045 (Japanned) (Fittings for Drawing-room Cabinet)	131 "	5 2.
028042	29	" " Bracket (Fittings for Drawing-room Cabt.)	141 "	7 $\frac{1}{2}$ .
028043	29	" " Connect'g Link " " " "	151 "	2.
028044	27	" " " " Bracket (Fittings for Drawing-room Cabinet)	161 "	2.
028045	28	" " " " Hinge Stud (Fittings for Drawing-room Cabinet)	171 "	2.
028046	29	" " Hinge Plate (Fittings for Drawing-room Cabt.)	181 "	5.
028047	29	" " Spring " " " "	188 "	3 0.
028048	29	" " " Adjusting Block (Fittings for Drawing-room Cabinet)	191 "	1 0.
028049	—	" " " " " Pin (Fittings for Drawing-room Cabt.)	199 "	1.
028050	28	Spring Catch for Long Front Door (Fittings for Drawing-room Cabinet)	121 "	1.
028051	28	" " " End, Upper, and Lower Doors (Fittings for Drawing-room Cabinet)	131A "	2.
028052	28	" " Cup for 028051 (Fittings for Drawing-room Cabt.)	121B "	2.
028053	29	Treadle " " " " " "	151A "	5 0.
028054	28	" Centre " " " " " "	21T.M.S.	2 $\frac{1}{2}$ .
028055	29	" " Bracket, with 028054 (Fittings for Drawing-room Cabinet)	155 C.F.	7 $\frac{1}{2}$ .
028056	29	" Screw Centre Bracket, with 296c and 1507E (Fittings for Drawing-room Cabinet)	156 "	1 3.
028069	28	Cover Hook (Gilt) (Fittings for Cover Set)	20A "	1.
028071	28	" " Cup Catch (Gilt) " " " " " "	21A "	2.
028073	27	" Lock (Rim) " " " " " "	190A "	7 $\frac{1}{2}$ .
028076	28	" " Escutcheon (Gilt) " " " " " "	22 "	1.
028076	28	Partition Lock Escutcheon (Gilt) (Fittings for Cover Set and Cabinet Table)	22 "	1.
028076	28	Drawer Lock Escutcheon (Gilt) (Fittings for Cover Set and Drawing-room Cabinet)	21 "	1.
028078	27	Cover Lock Key (Fittings for Cover Set)	21 "	2 $\frac{1}{2}$ .
028078	27	Partition Lock Key (Fittings for Cover Set and Cabt. Table)	21 "	2 $\frac{1}{2}$ .

## Numerical List of Parts.

No.	Plate.	Description	Old No.	Price.
028078	27	Drawer Lock Key (Fittings for Drawing-room Cabinet)	21 C.F.	2 $\frac{1}{2}$ .
028078	27	Folding Leaf Lock Key (Fittings for Cabinet Table and Drawing-room Cabinet)	21 "	2 $\frac{1}{2}$ .
028079	27	Drop Leaf Hinge (Fittings for Cover Set)	25 "	1 $\frac{1}{2}$ .
028082	28	Partition Lock (Revolving Bolt, double) (Fittings for Cover Set and Cabinet Table)	40 "	2 $\frac{1}{2}$ .
028083	28	" " ( " " single) Fittings for Cover Set and Cabinet Table)	20 "	2 $\frac{1}{2}$ .
028116	29	Counterbalance Spring (Fittings for Cabinet Table)	—	2 0.
028121	27	Hinge, $1\frac{1}{2}'' \times 1\frac{3}{4}''$ (Gilt) for Front Lid (Fittings for Cabt. Table)	—	5.
028122	29	Machine Lifting Plate " " " " "	—	1 8.
028123	—	" " " Hinge Pin " " " " "	—	1 $\frac{1}{2}$ .
028125	27	Trough Hanging Bracket " " " " "	—	2 $\frac{1}{2}$ .
028127	27	Bail Pull (Gilt) (Fittings for Cover Set)	—	1 3.
028128	27	" " " (Fittings for Cabinet Table and Drawing-room Cabinet)	—	1 3.
028129	—	" " " (short) (Fittings for Drawing-room Cabinet)	—	1 3.
028130	28	Cover Lock Cup Catch (Gilt) (Fittings for Cover Set)	41 C.F.	2 $\frac{1}{2}$ .
028197	29	Counterbalance Spring Bracket (Hinge) (Fittings for Cabt. Table)	—	1 3.
028198	29	" " Support Pin (Wood) (Fittings for Cabinet Table)	—	1.
028199	29	Machine Lifting Plate (028122, with 028123 and 028197) (Fittings for Cabinet Table)	—	3 0.
028200	—	Latch Spring (Fittings for Drawing-room Cabinet)	122 C.F.	2 $\frac{1}{2}$ .
028202	29	Counterbalance Spring Adjust'g Collar (Fittings for Cabt. Table)	—	7 $\frac{1}{2}$ .
028203	—	" " " Pin " " " " "	—	1 $\frac{1}{2}$ .
028204	29	" " " Bracket (Hinge) " " " " "	—	10.
80005	—	Hand Attachment Handle Spindle, 80024, with 80025, for 80022B and 80022D	—	5.
80018	51	" " Driving Lever Arm Pin for 08385B & 08385D	7 H.A.	3.
80019	51	" " Driving Lever Arm Spring for 08385B and 08385D	8 "	3.
80020	—	" " Gear Cover for 80150D, 81712D, & 81714D	17 "	5.
80022B	50	" " Handle, complete, 80023, with 08383B and 80005, for 80150B, 81712B, & 81714B	19 "	1 5.
80022D	50	" " Handle, complete, 80023, with 08383D and 80005, for 80150D, 81712D, & 81714D	19 "	1 5.
80023	50	" " Handle, for 80022B and 80022D	19A "	1 $\frac{1}{2}$ .
80024	50	" " Spindle for 80005	21 "	5.
80025	51	" " " Washer (Brass) for 80005	22 "	3.
80026	51	" " Retaining Spring for 80150B, 80150D, 81712B, 81712D, 81714B, & 81714D	24 "	3.
80027	51	" " Gear Pinion for 80150B, 80150D, 81712B, 81712D, 81714B, & 81714D	25 "	1 5.
80028	51	" " " Pin for 80027 per 100	26 "	5.
80137	—	" " Bracket for 80150B and 80150D	—	8.
80150B	—	Hand Attachment, complete (consists of 137B, 659D, 660D, 08280, 08374, 08377, 08384B, 08393, 08406B, 80018, 80019, 80022B, 80026, 80027, 80028, 80137, and two each 5355, 211, and 08387) for 27 K 3 and 27 K 4 Mchs.	33A H.A.	—



Numerical List of Parts.

No.	Plate.	Description	Old No.	Price.
80150D	—	Hand Attachment, complete (consists of 137D, 659D, 660D, 08280, 08374, 08384D, 08406D, 80018, 80019, 80020, 80022D, 80026, 80027, 80028, 80137, 80234, & two each .SS 55, 211, & 08387) for 27 K 1 and 27 K 2 Mchs.	3A H.A.	—
80234	—	Hand Attachment Gear Frame for 80150D, 81712D, & 81714D	15A	2 0
80504	—	Arm for 27 K 1 and 27 K 2 Mchs. (Obsolete)	1A/2 K	—
81701	—	Bed for 27 K 1 and 27 K 2 Mchs.	1A/1	—
81702	—	Arm for 28 K 1 and 28 K 2 Mchs.	1A/28 K	—
81703B	—	Balance Wheel for 28 K 3 and 28 K 4 Mchs. } <i>obsolete</i>	1A/1	4 2
81703	—	" " 28 K 1 " 28 K 2 " } <i>obsolete</i>	1A/1	3 0
81705	—	Bed for 28 K 1 and 28 K 2 Mchs.	1A/1	—
81706	44	Belt Cover for 28 K 1 and 28 K 2 Mchs.	20A/1	8
81707	—	Hand Attachment Bracket, 08311 with 08312 (Obsolete)	16 H.A.	2 3
81712B	50	Hand Attachment, complete (consists of 659D, 660D, 08280, 08374, 08377, 08384E, 08393, 08406B, 80018, 80019, 80022B, 80026, 80027, 80028, 81707, and two each .SS 49, 145B, 211, and 08387), for 27 K 3 and 27 K 4 Mchs. (Obsolete)	33 H.A.	—
81712D	50	Hand Attachment, complete (consists of 659D, 660D, 08280, 08374, 08377, 08384D, 08393, 08406D, 80018, 80019, 80022D, 80026, 80027, 80028, 81707, and two each .SS 49, 145D, 211, and 08387) (Obsolete)	31 H.A.	—
81713	—	Arm for 27 K 3 and 27 K 4 Mchs. (Obsolete)	1A/27 K	—
81714B	50	Hand Attachment, complete (consists of 137E, 659D, 660D, 08280, 08374, 08377, 08378, 08384B, 08393, 08406B, 80018, 80019, 80022B, 80026, 80027, 80028, 80028, and two each .SS 55, 211, and 08387) for 28 K 4 Mchs.	35 H.A.	—
81714D	50	Hand Attachment, complete (consists of 137D, 659D, 660D, 08280, 08374, 08378, 08384D, 08406D, 80018, 80019, 80020, 80022D, 80026, 80027, 80028, 80234, and two each .SS 55, 211, and 08387) for 28 K 2 Mchs.	36 H.A.	—
81716B	48	Bobbin Winder, complete (consists of 50B, 92B, 136A, 219A, 537, 1528, 02749, 08248, 08249B, 08250, 08252B, 08257B, 08258, 08259B, 08260, and 08261B) (Obsolete)	36 B.W.	4 2
81716D	48	Bobbin Winder, complete (consists of 50D, 92D, 136A, 219A, 537, 1528, 02749, 08248, 08249D, 08250, 08252D, 08257D, 08258, 08259D, 08260, and 08261D) (Obsolete)	36 B.W.	4 2
81717B	48	Bobbin Winder, complete (consists of 50B, 92B, 136A, 219A, 537, 1528, 02460, 02749, 08248, 08249B, 08250, 08257B, 08258, 08259B, 08260, 08261B, & 08265B (Obs'te)	36A B.W.	4 7
81717D	48	Bobbin Winder, complete (consists of 50D, 92D, 136A, 219A, 537, 1528, 02460, 02749, 08248, 08249D, 08250, 08257D, 08258, 08259D, 08260, 08261D, and 08265D (Obsolete)	36A B.W.	4 7

Numerical List of Parts.

No.	Plate.	Description	Old No.	Price.
81718	—	Arm, with 08206, for 27 K 1 and 27 K 2 Mchs.	16/27 K	—
81719	—	" " " " 27 K 3 " 27 K 4 "	—	—
81720	—	" Side Plate for 81718	4/27 K	1 8
81721	—	" " " " 81719	4/ "	1 8
81722	—	Bed for 27 K 3 and 27 K 4 Mchs.	17A/ "	—
81723	—	Belt Cover for 27 K 3 and 27 K 4 Mchs.	—	8
81724	—	Arm for 28 K 3 and 28 K 4 Mchs.	1A/28 K	—
81725	—	" Side Plate for 81724	4/ "	1 3
81726	—	Bed for 28 K 3 and 28 K 4 Mchs.	17B/ "	—
81727	—	Belt Cover for 28 K 3 and 28 K 4 Mchs.	20A/ "	8
81736B	—	Bobbin Winder, complete (consists of 50B, 92B, 136A, 219A, 537C, 1528E, 02460, 02749, 08250, 08255, 08256B, 08257B, 08259B, 08260, 08261B, 08371B, & 81737)	35A B.W.	4 2
81736D	—	Bobbin Winder, complete (consists of 50D, 92D, 136A, 219A, 537C, 1528E, 02460, 02749, 08250, 08255, 08256D, 08257D, 08259D, 08260, 08261D, 08371D, & 81737)	35A B.W.	4 2
81737	—	Bobbin Winder Frame for 81736B and 81736D	35A	8 5
82610	—	Wrench for 1507E and 1510E, for 82617, 82623, and 82626	36 T.M.S.	5
82613	40	Belt Guide with 507E and 1515E, for 82617	6A	4
82616	40	Leg (Left) for 82617 and 82623	18A	7 6
82617	40	Stand, complete, with 12 1/2" Band Wheel (consists of 504E, 025005, 025015, 025036, 025063, 025074, 025081, 82610, 82613, 82616, 82628, four 506E, five 1510E, and four Wood Screws, 1", No. 12)	26 T.M.S.	—
82619	40	Belt Guide with 507E and 1515E, for 82623	6E	4
82623	40	Stand, complete, with 12 1/2" Band Wheel (consists of 504E, 025005, 025015, 025063, 025074, 025081, 025184, 82610, 82616, 82619, 82628, four 506E, five 1510E, and four Wood Screws, 1", No. 12)	27 T.M.S.	—
82625	—	Brace with three 297C and 1507E, for 82626	9A	6 0
82626	41	Stand, complete (504E, 1510E, 025081, 025110, 025112, 025135, 025192, 025193, 82610, 82625, 82628, two 025386, four 748E, four Wood Screws, 1", No. 12, and two Wood Screws, 5/8", No. 18)	25A	—
82627	40	Belt Shifter for 82617, 82623, and 82626	7A	2 1/2
82628	40	Dress Guard, with 34D, 025033, and 82627, for 82617, 82623, and 82626	13A	1 10
82677	—	Belt, size 1 3/4", length 62 1/2", with 025027	B. 15	10
82678	—	" " 1 3/4", " 67 1/2" " "	B. 16	10
82679	—	" " 1 3/4", " 61" " "	B. 17	10
82680	—	" " 1 3/4", " 65" " "	B. 19	10
85301	—	Quilter Bar for 025515 (Attachments & Accessories)	38A A.&A.	1 1/2
85302	—	" Guide for 025515 " "	38B	1
85303	—	Tuckmarker Base for 025517	436	2
85304	—	" Guide (Graduated) for 025517	437	1 1/2
85305	—	" Guard Plate " "	438	1
85306	—	" " " Rivet " "	439	1/2
85306	—	" " " Rivet (Small) " "	439	1/2
85307	—	" " " Slide " "	440	1
85308	—	" " " Rivet (large) " "	441	1

## Numerical List of Parts.

No.	Plate.		Old No.	Price.
85309	---	Tuckmarker Marking Shoe for 025517	44 A. & A.	$\frac{1}{2}$
85310	---	" " Spring Rod " "	44 " "	3
85311	---	" " " " Guard Plate for 025517	44 " "	1
85312	---	" " " " Eyelet " "	44 " "	$\frac{1}{2}$
85313	---	" " " (Graduated) " "	44 " "	2
85314	---	" " " Arm " "	44 " "	1
85315	---	" " " Rivet " "	44 " "	$\frac{1}{4}$
85316	---	" " Stud Roller " "	44 " "	1
85317	---	" " " Arm " "	44 " "	1
85318	52	Screw Driver (Machine) (Attachments & Accessories)	44 " "	2
87301	---	Folding Leaf Lock, complete (028078, 87302 to 87308, and two Wood Screws, $\frac{1}{2}$ " No. 4) (Fittings for Cabinet Table and Drawing-room Cabinet)	B. C. F.	8
87302	---	" " " (87303 to 87307)	B. " "	6
87303	---	" " " Base	B. " "	3
87304	---	" " " " Latch	B. " "	$1\frac{1}{2}$
87305	---	" " " " " Spring	B. " "	$\frac{1}{2}$
87306	---	" " " " " Hub	B. " "	1
87307	---	" " " " " Pin	B. " "	$\frac{1}{2}$
87308	---	" " " " Catch	B. " "	2
87309	---	Base Position Screw Plate (Fittings for Drawing-room Art Cabinet)	B. " "	$\frac{1}{2}$
87310	---	" " Pin (Gilt) (Fittings for Drawing-room Art Cabinet)	B. " "	1
87311	---	" " " Plate (Fittings for Drawing-room Art Cabinet)	B. " "	2
87312	---	" Platform Latch, 87313, with 87314, 87315, and 87316 (Fittings for Drawing-room Art Cabinet)	B. " "	1 3
87313	---	" " " " " " " " " " "	B. " "	9
87314	---	" " " Hinge Pin (Fittings for Drawing-room Art Cabinet)	B. " "	$\frac{1}{2}$
87315	---	" " " Base (Fittings for Drawing-room Art Cabinet)	B. " "	6
87316	---	" " " Spring (Fittings for Drawing-room Art Cabinet)	B. " "	1