

SINGER
14K9 thru 14K16

ILLUSTRATED LIST OF PARTS

FOR

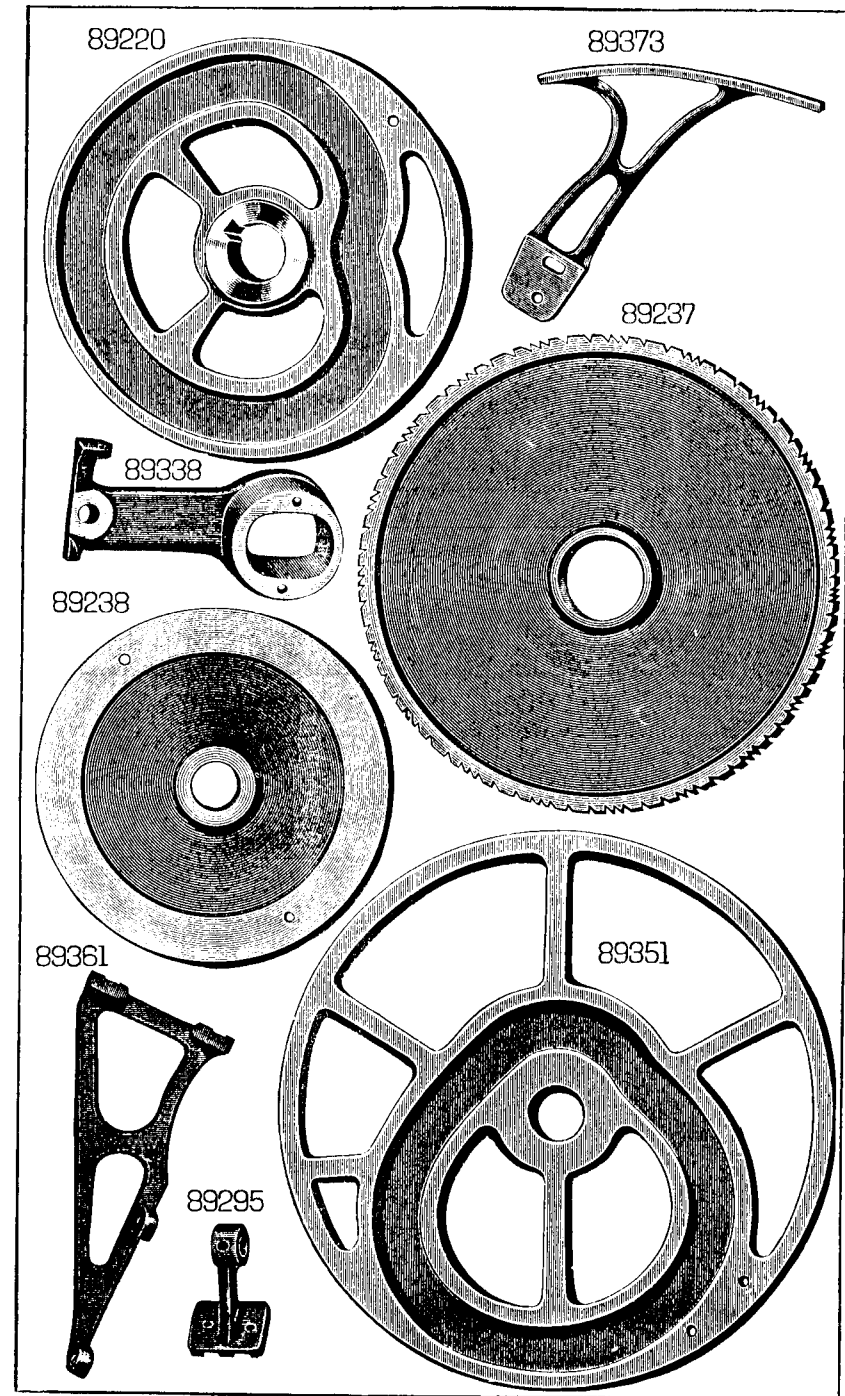

Nos. 14K9 to 14K16

MACHINES

(MULTIPLE HEAD)

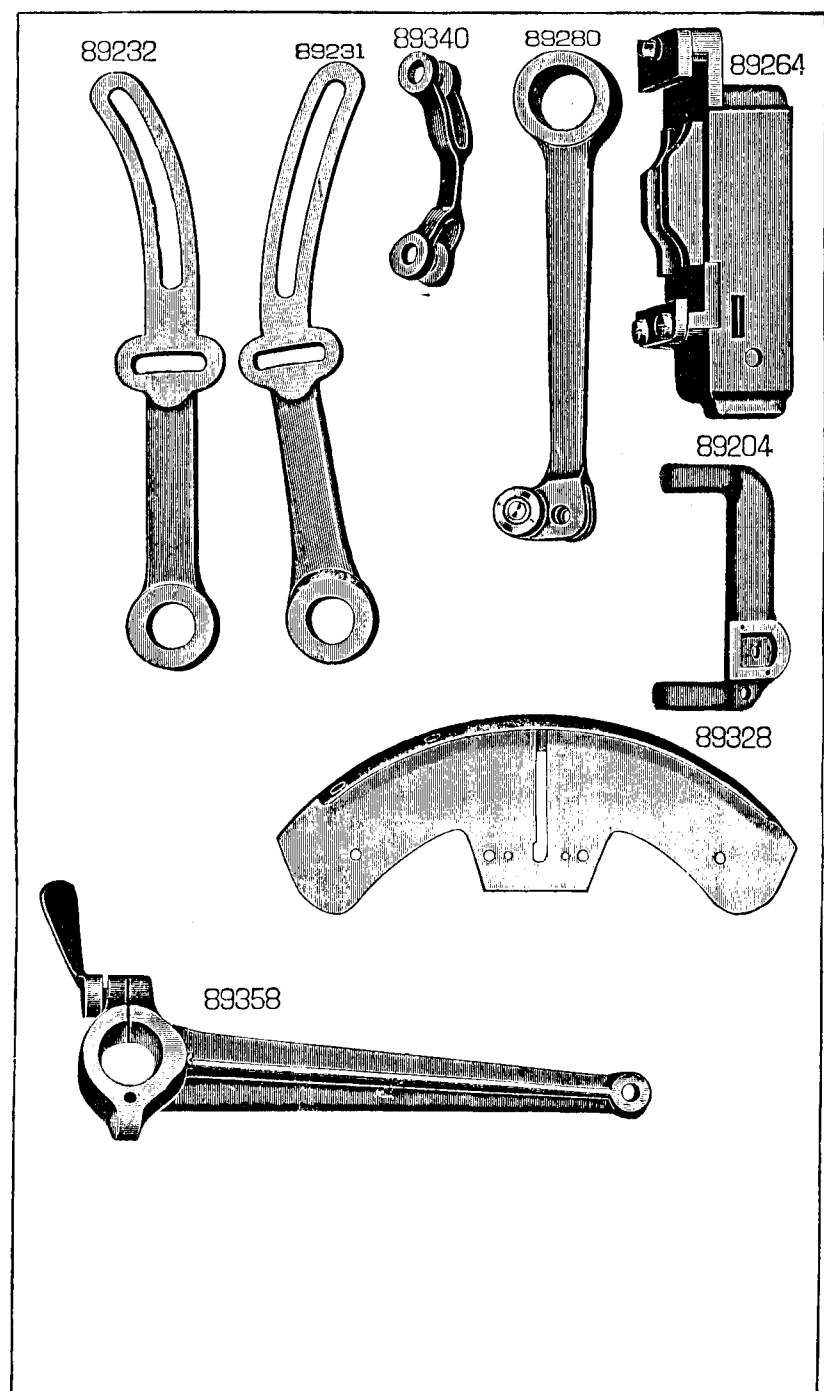
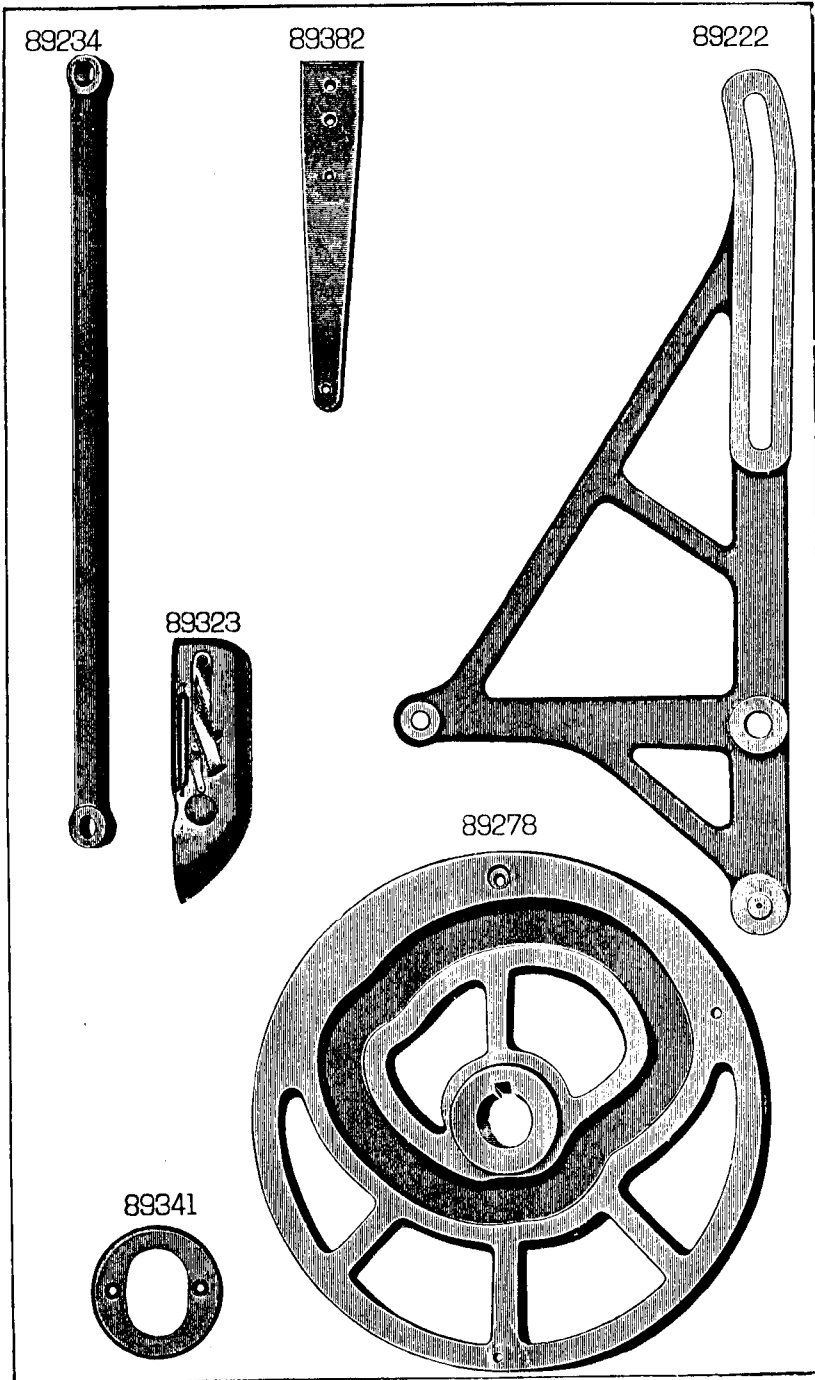
FOR

Lacing Jacquard Pattern Cards




THE SINGER MANUFACTURING CO.

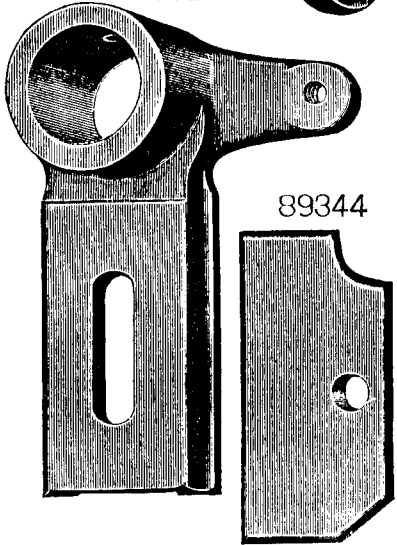
1926



89267

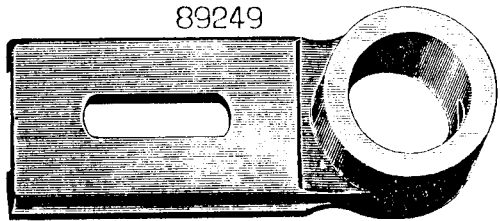



89244



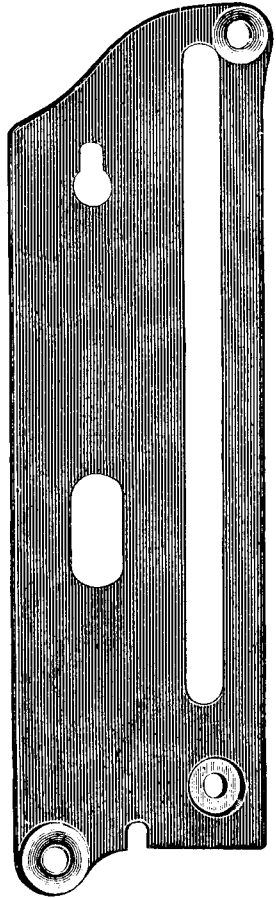
89248

89344




89249

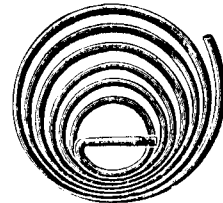
89431



89363



8791



89216



8905



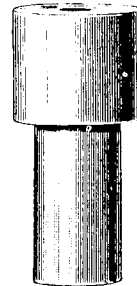
89273



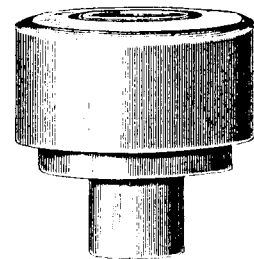
89210



89235



RR71



89228




89221



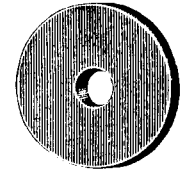
89279



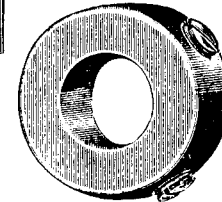
89437



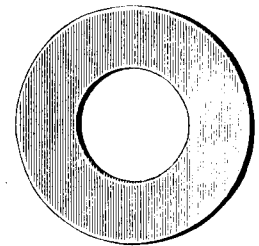
89236




89296



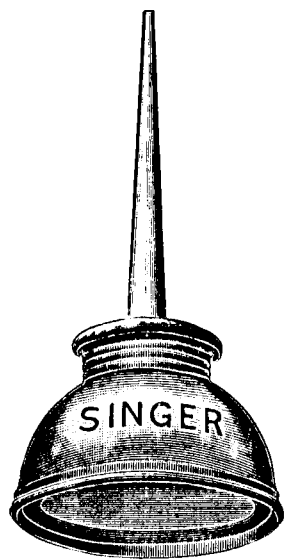
12620




11831



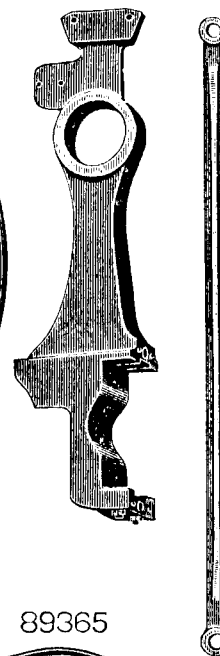
120342



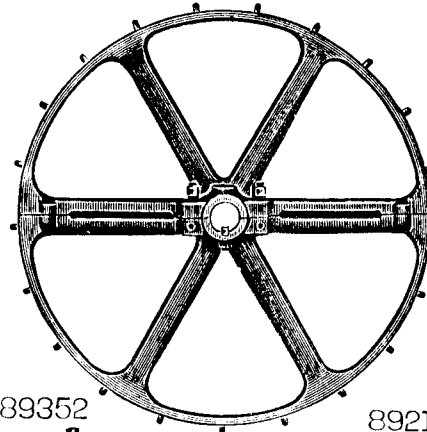
89201




89342 89464



89253




89365



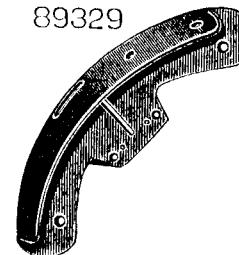
89352


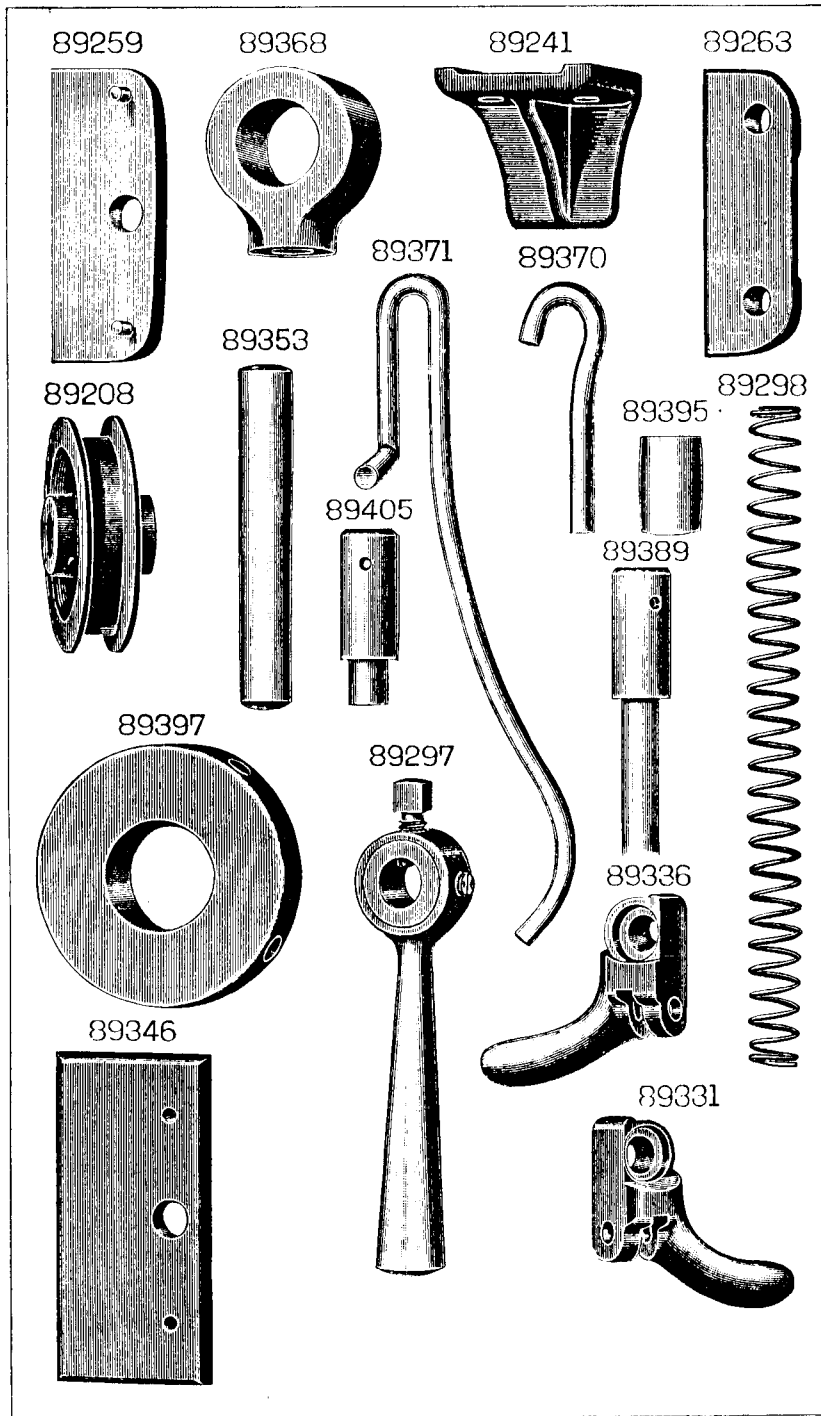



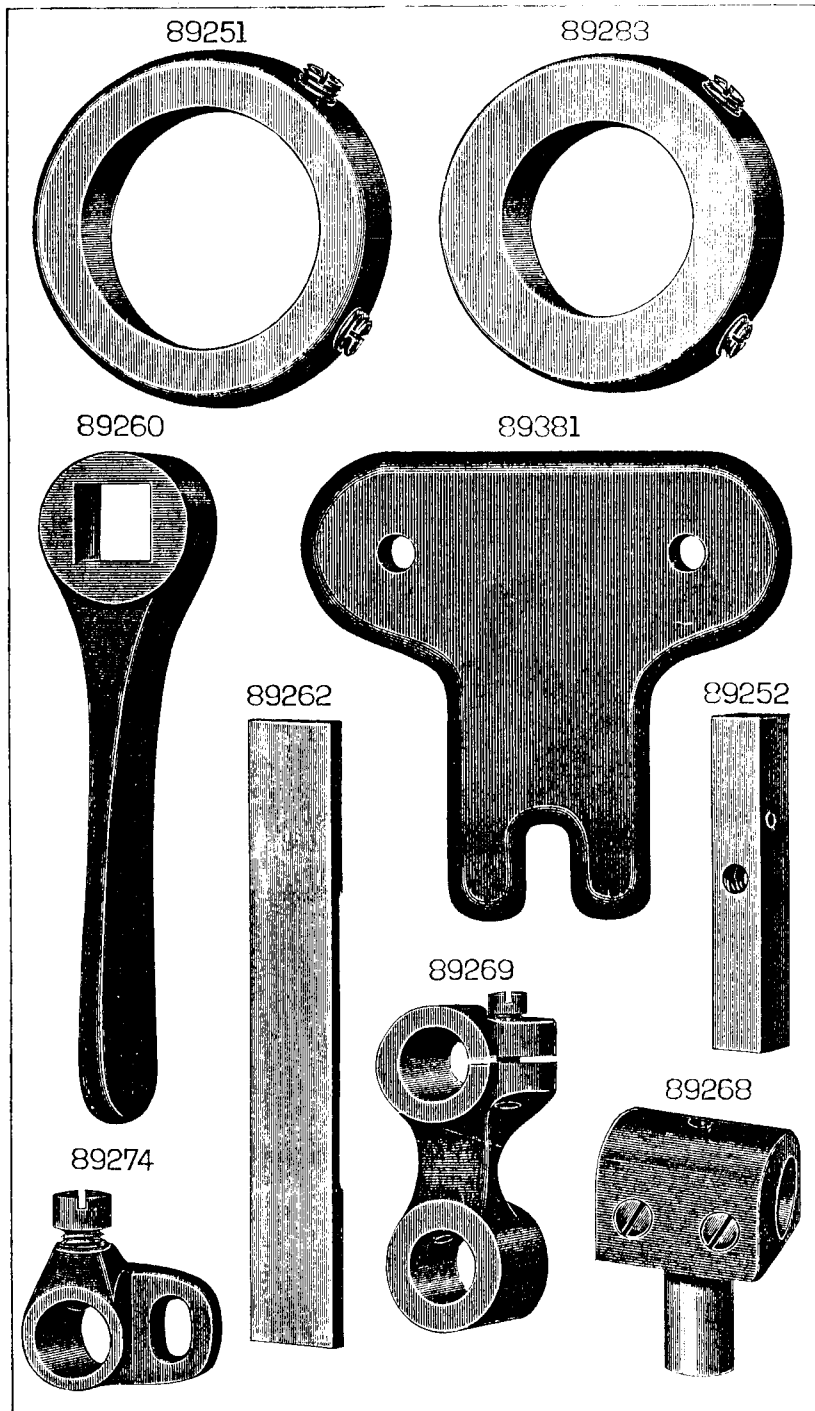
89214




89329



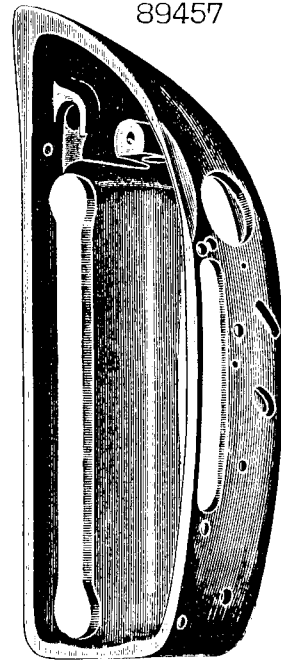





89455




89457



89330



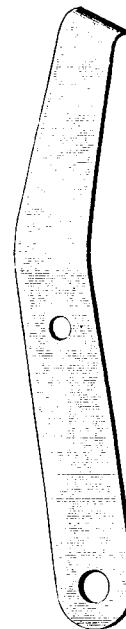
89309



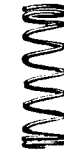
89322



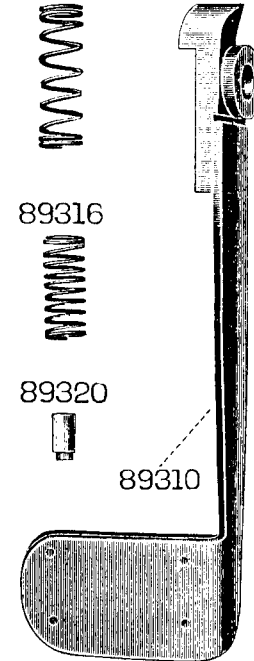
89326



89313



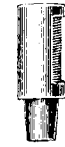
89462



89321



89315



89316



89312



89320



89314



89310

89311



89463

89318



89317



89319



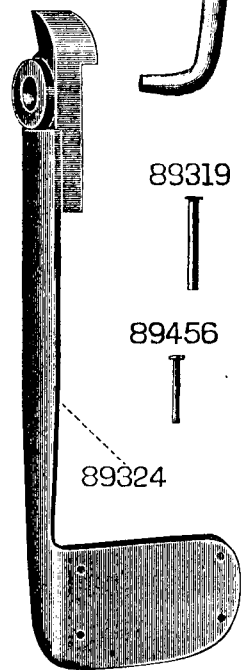
89325

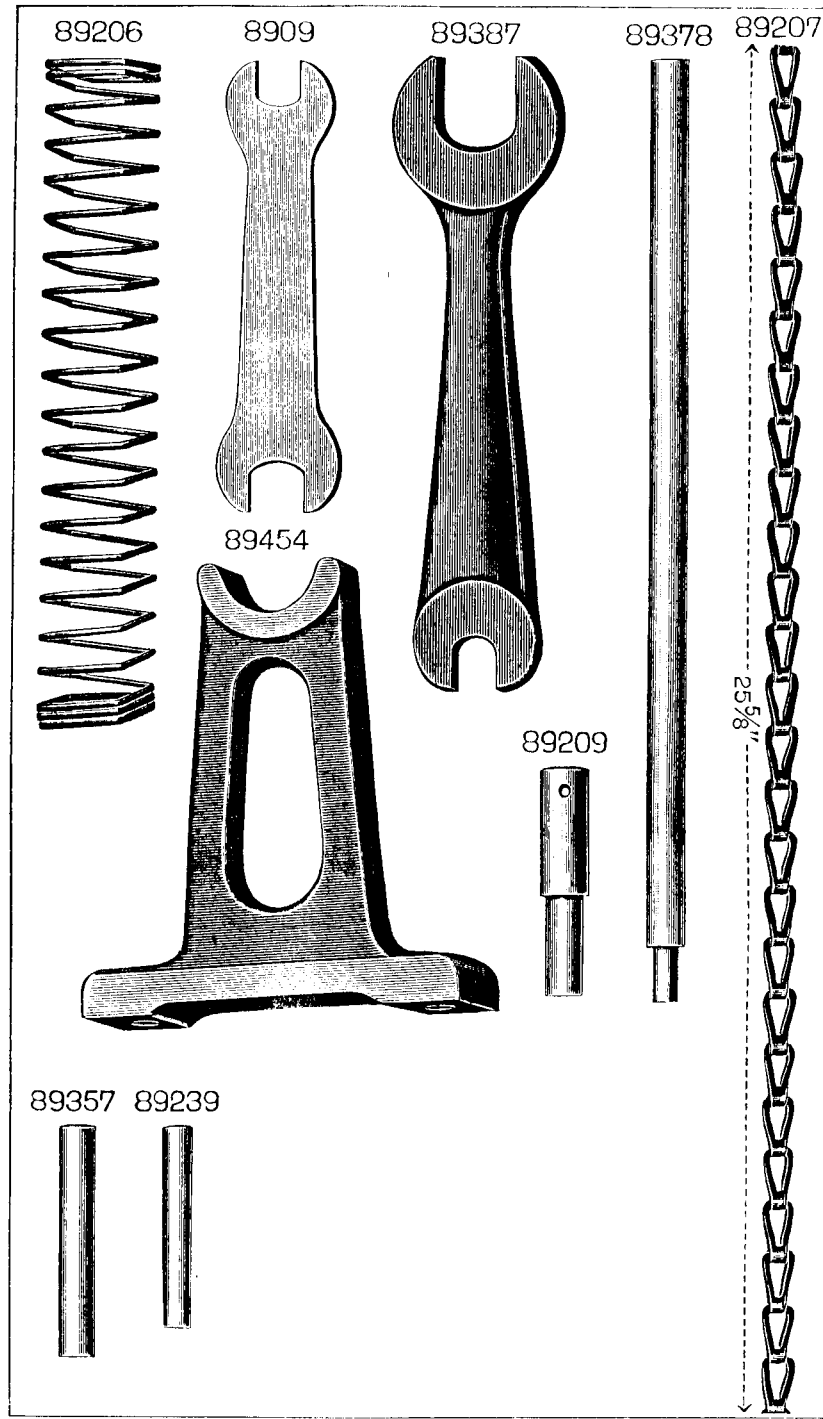
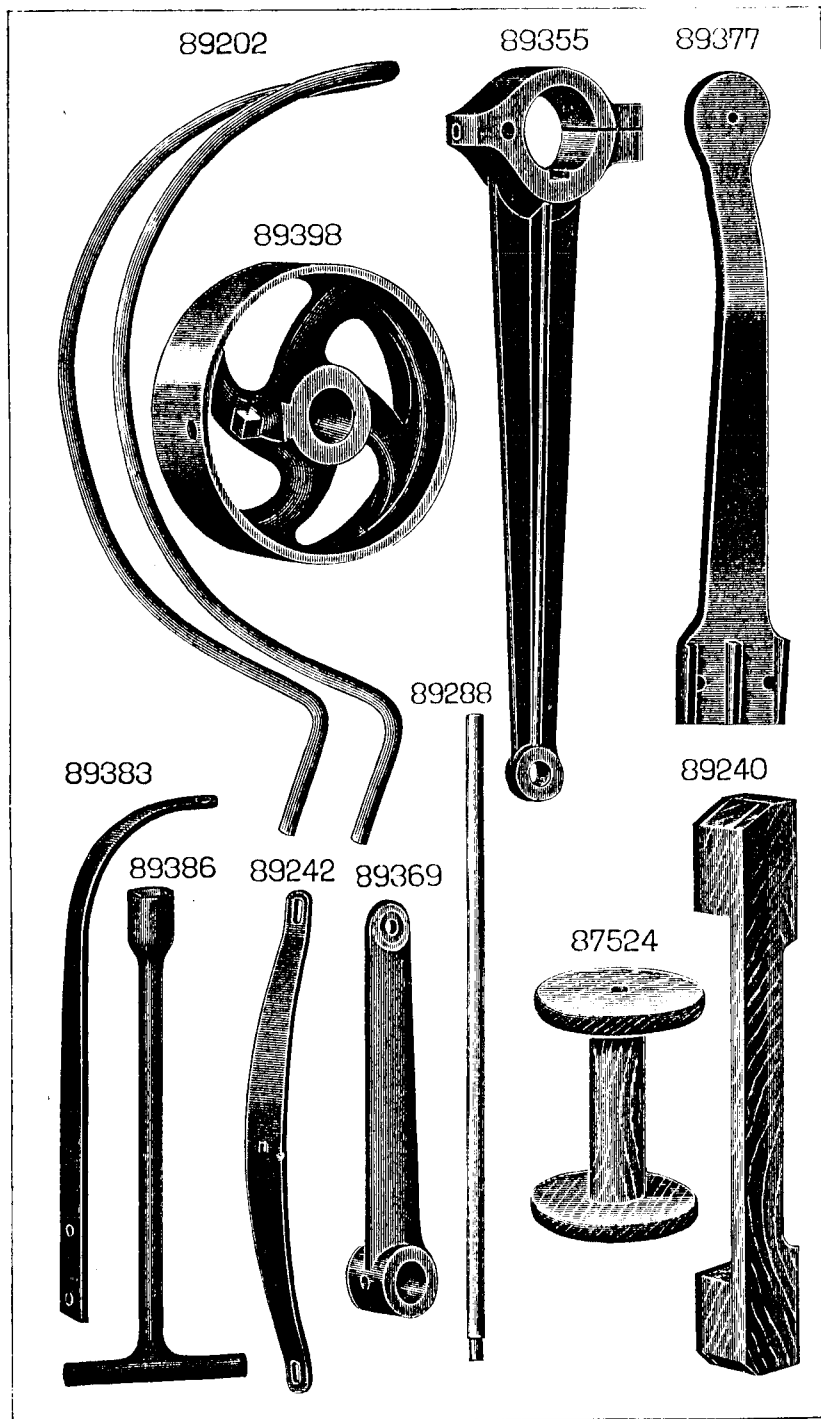


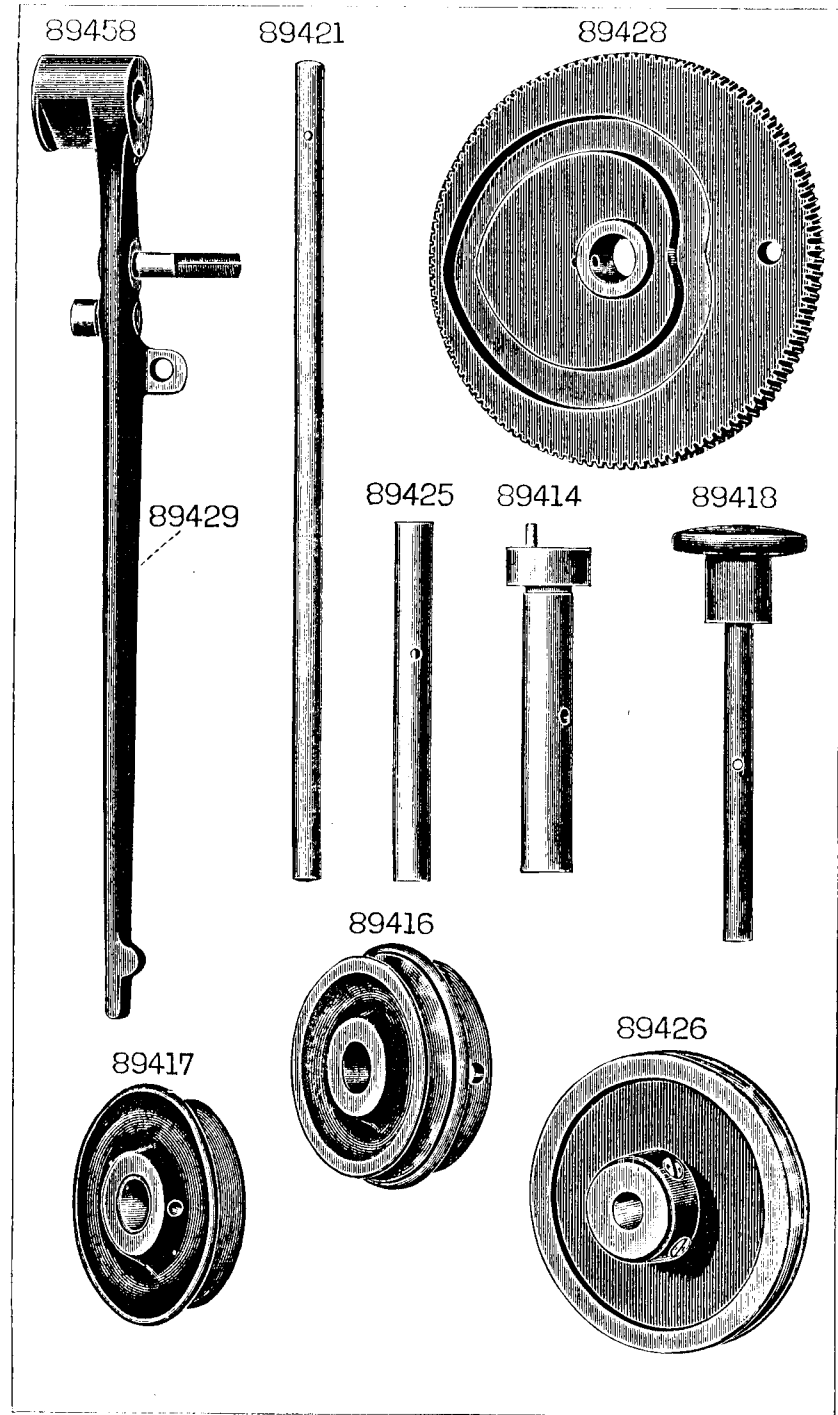
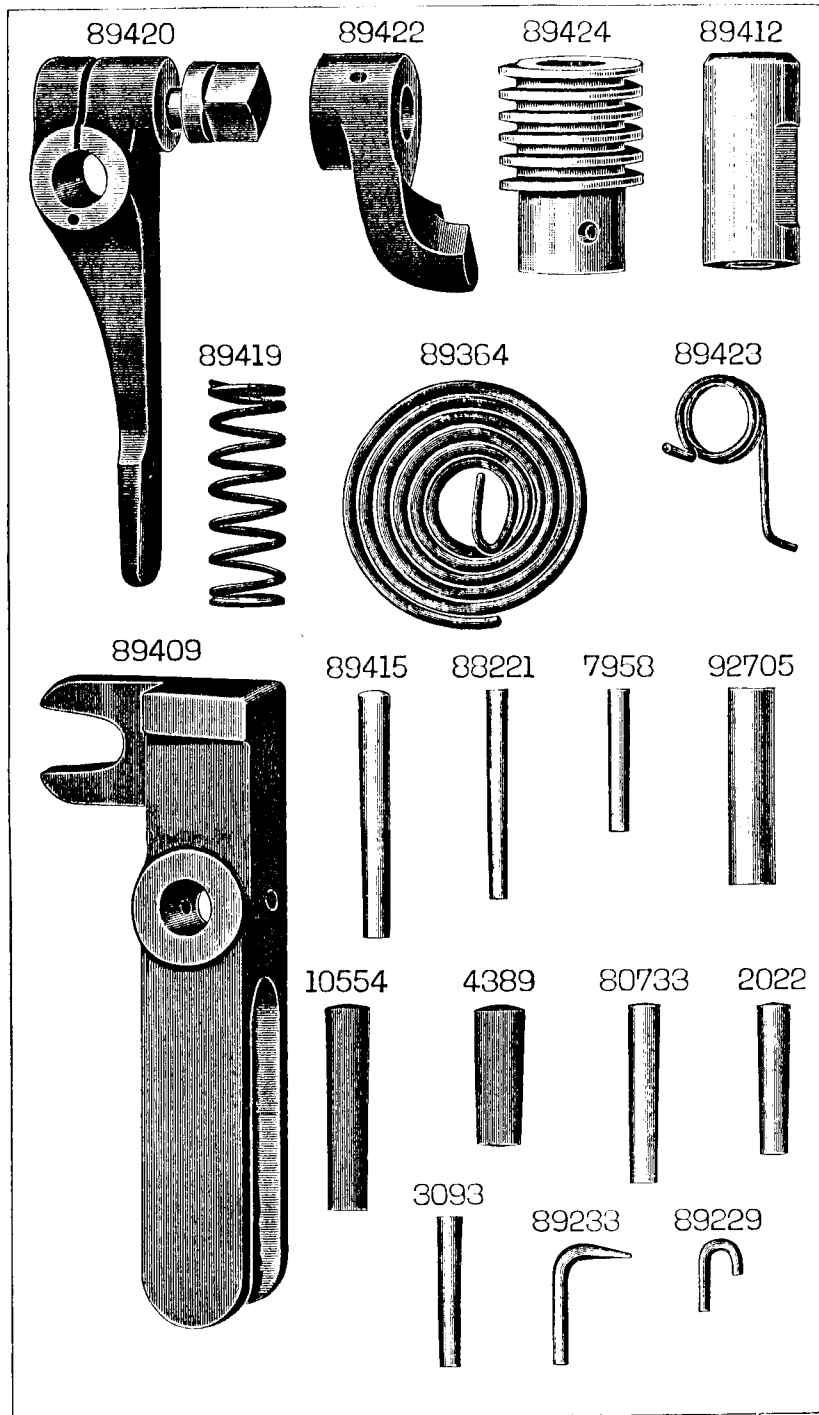
89456

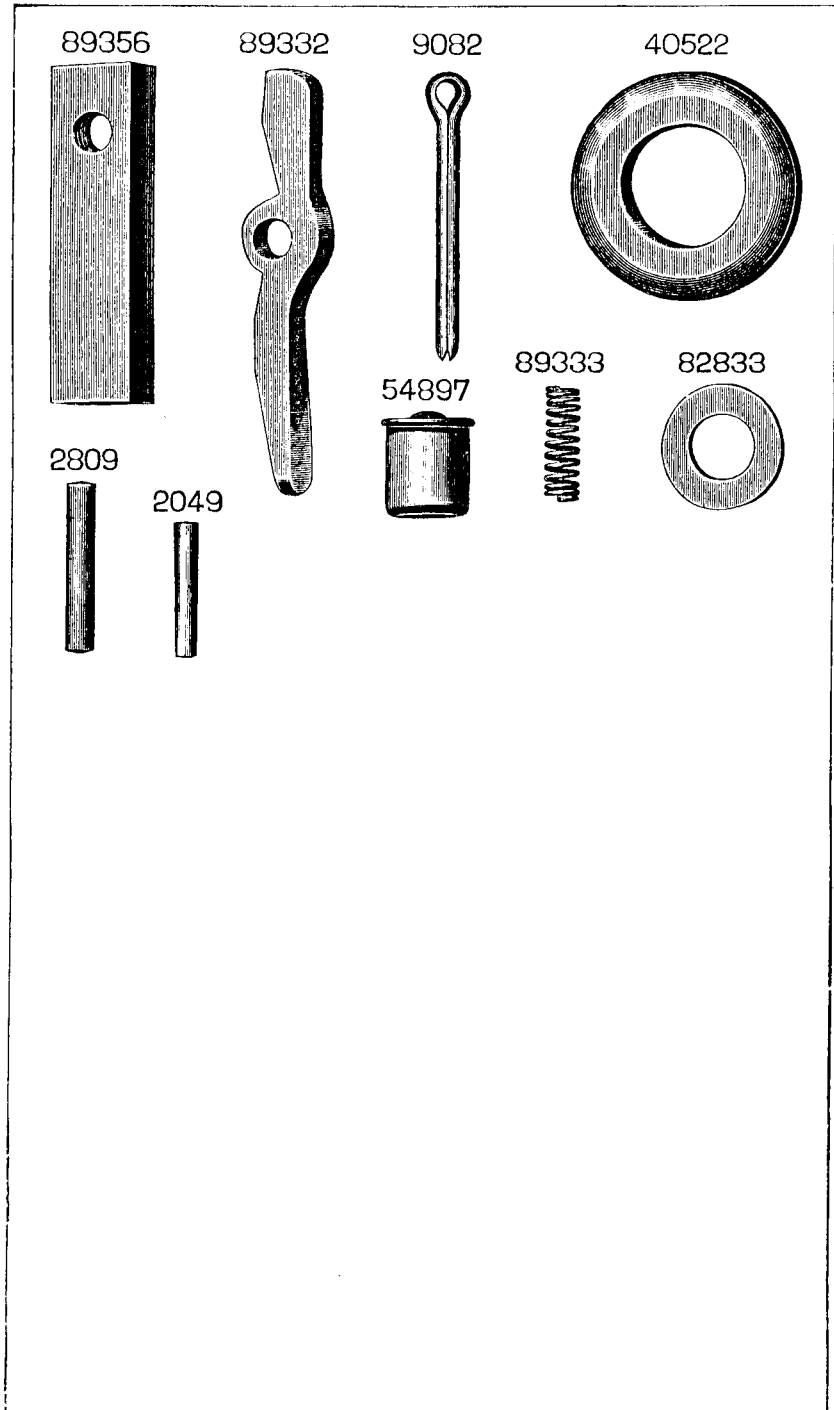
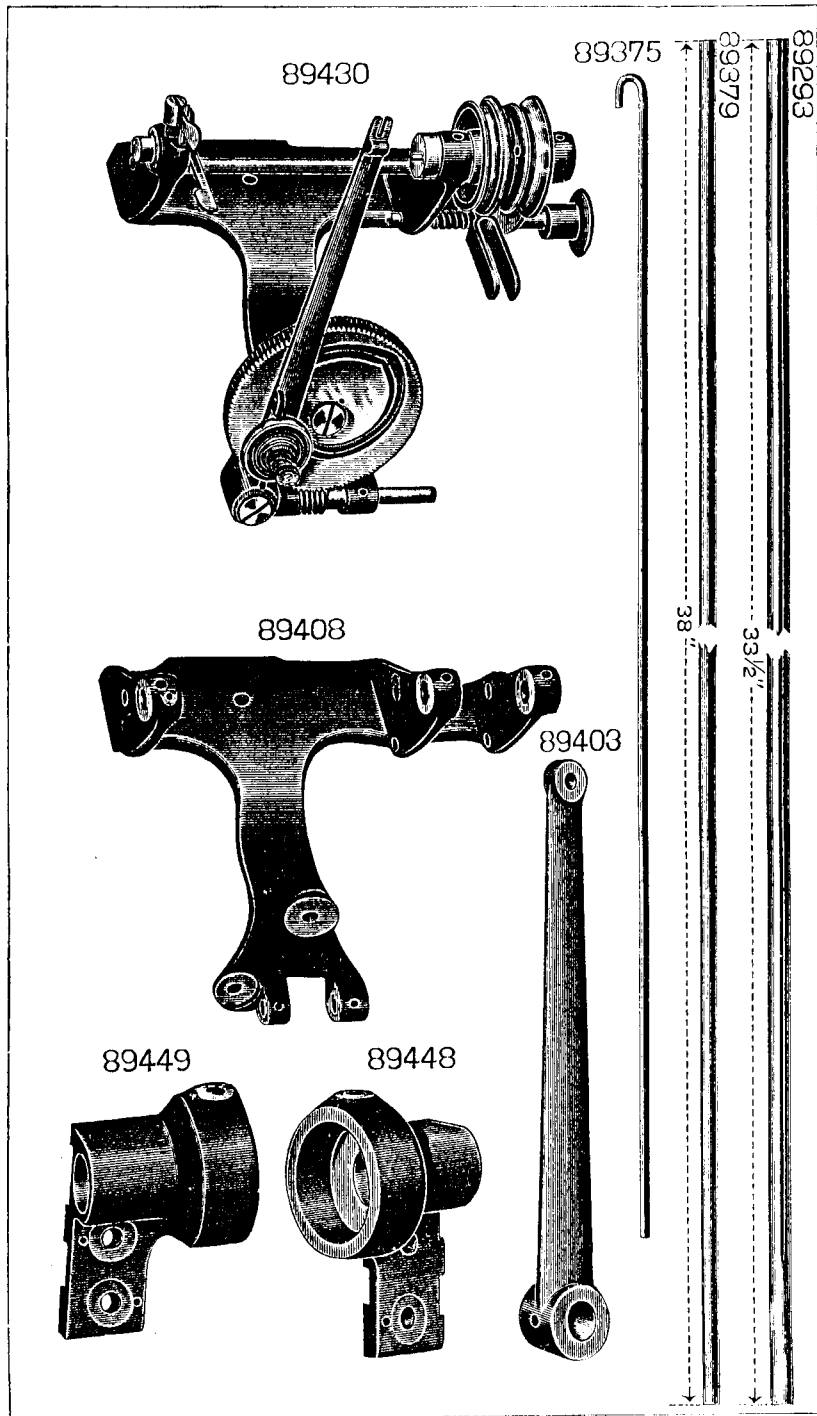


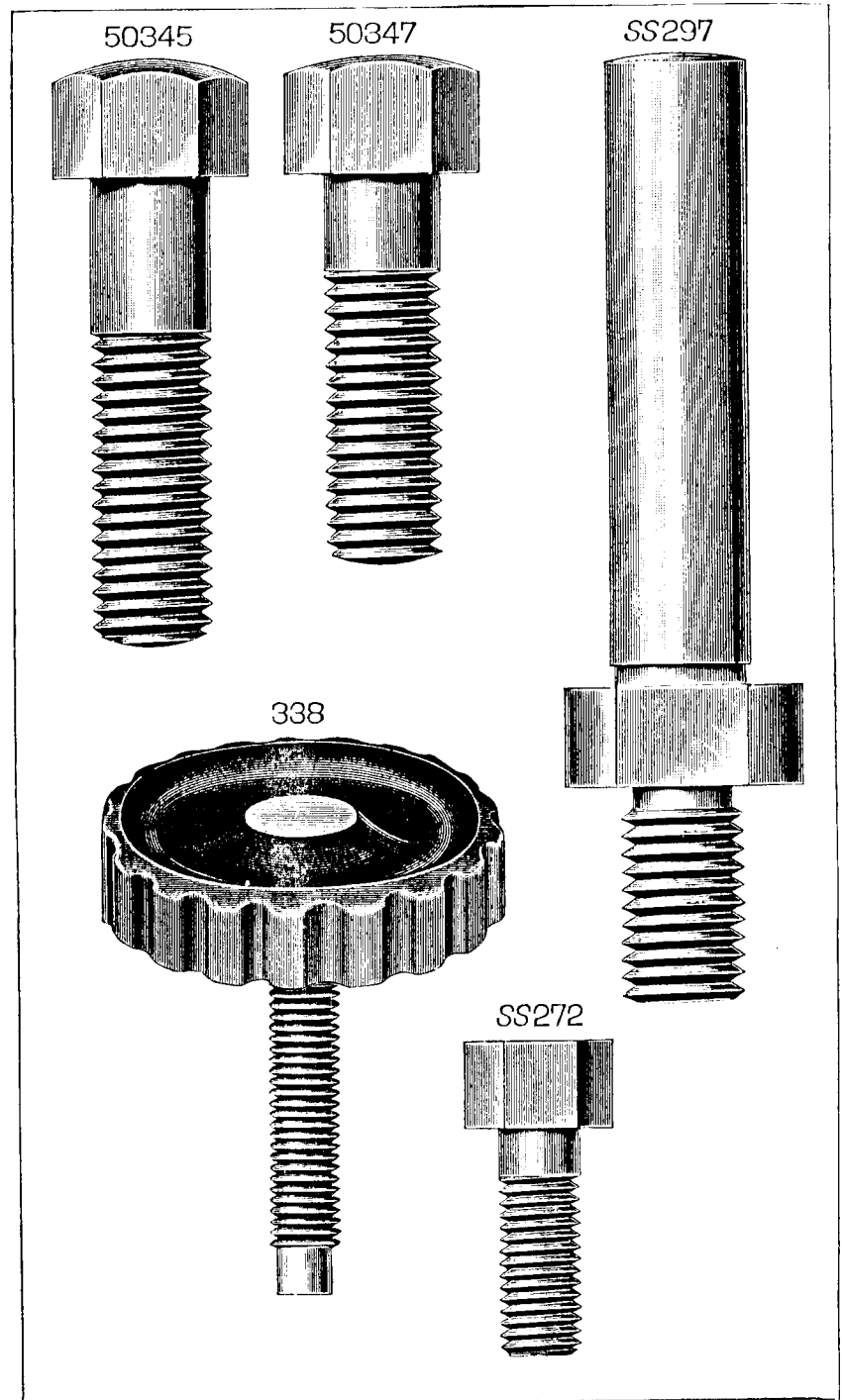

89324















ILLUSTRATED
LIST OF PARTS
 FOR
Nos. 14K9 to 14K16
MACHINES
 (MULTIPLE HEAD)

CONTENTS

	PAGE
Instructions for Ordering	36
Parts Complete for Nos. 14K9 to 14K16 Machines	37
Accessories	48
Bobbin Winder	48
Special Parts for Foot Power	49
Numerical List of Parts	53

INSTRUCTIONS FOR ORDERING

In ordering from this List, the prefix and affix letters, with the part number, **MUST BE** quoted exactly as they are shown in the first column.

A number always indicates the same part, in whatever List it may appear, or for whatever machine.

The prefix *SS* indicates Screws made only at Singer.
 " " *NN* " Nuts made only at Singer.
 " " *RR* " Rollers and Studs made only at Singer.

The affix letters (where shown) indicate the style of finish, as follows:—

- A. Hardened, Polished and Plated.
- B. Polished and Plated.
- C. Hardened only.
- D. Polished only.
- E. Soft, not Polished.
- F. Hardened and Polished.
- H. Blued.
- J. Plated only.
- K. Hardened and Plated.
- L. Brass or Gilt.
- M. Oxidized.
- P. Japanned.
- R. Merlized.
- T. Copper Plated.

- 1 to 1500 and 50001 to 51500 are Screw Numbers.
- 1501 " 1800 are Nut Numbers.
- 1801 " 2000 " Roller "
- 2001 " 50000 are numbers of machine parts, etc.
- 80001 " 100000 are numbers of machine parts, etc.,
made only at Singer.

Parts marked with an asterisk () are furnished only when the repairs are made at Factory*

PARTS COMPLETE

FOR

Nos. 14K9 to 14K16 MACHINES

(For Lacing Jacquard Pattern Cards; Vibrating Shuttle).

No.	Plate						
89201	1670	Balance Wheel with two SS174c
SS174c	1685	" " Set Screw
89202	1677	Belt Fork
88313	1672	" " Holder with three SS153c
SS153c	1685	" " " Screw
SS153c	1685	" " Screw (2)
89204	675	Belt Shipper Bracket
89207	1678	" " " Chain
89208	1671	" " " Pulley
89209	1678	" " " Stud
3093	1679	" " " " Pin
180d	1683	" " " Screw
89210	1327	" " " Stud
9525	1674	" " " Washer
118e	1683	" " " Screw
89205	—	" " " Slide Bar
89206	1678	" " " " Spring
10554	1679	" " " " " Pin
80733	1679	" " " Steady Pin (2)
89371	1671	Card Guide (upper, right)
89372	—	" " (" left)
159d	1683	" " Screw
89373	673	" Lifter (right)
89374	—	" " (left)
89375	1681	" " Rod
SS56e	1685	" " Screw
87524	1677	Cord Bobbin (Wood)
89377	1677	" " Bracket	(for France only)
SS57e	1685	" " " Screw	(" " ")
89378	1678	" " " Spindle	(" " ")
89437	1327	" " Friction Weight	(" " ")
89379	1681	" " Rod for 14K9 to 14K12 Machines
89380	—	" " " 14K13 to 14K16 Machines
89381	1673	" " " Bracket (2)
—	—	" " " Screw (Wood) 7/8" No. 11 R.H.B.	(4)

No.	Plate				
87364	—	Cord Box , 31½" × 8½" × 2½" for 14K9 to 14K12 Machines
87365	—	" " 48¼" × 8½" × 2½" for 14K13 to 14K16 Machines
89382	674	" " Bracket (2)
138d	1683	" " " Screw (4)
—	—	" " Screw (Wood) ⅞" No. 11 R.H.B. (4)
89383	1677	" Guide (3)
—	—	" " Screw (Wood) ⅞" No. 11 R.H.B. (6)
89211	—	Driving Shaft for 14K9 to 14K12 Machines
89212	—	" " " 14K13 to 14K16 Machines
87357	—	" " Guard Board (Wood), 37½" × 2¼" × ¾" for 14K9 to 14K12 Machines
87358	—	" " " " ("), 54" × 3" × ¾" for 14K13 to 14K16 Machines
SS34e	1685	" " " " Screw (2)
89213	—	" " Pulley (fast) (12" × 2") with SS174c
89214	1670	" " " (loose) (12" × 2")
SS174c	1685	" " " Set Screw for 89213
89431	1326	Face Plate (right)
89216	1327	" " Cord Guide
89432	—	" " (right), complete, Nos. SS426d, 1560d, 8791, 8905, 89216, 89431 and two 89363
89433	—	" " (left)
89434	—	" " ("), complete, Nos. SS426d, 1560d, 8791, 8905, 89216, 89433 and two 89363
164d	1683	" " Screw
89220	673	Feed Cam
89221	1327	" " Key
89222	674	" " Lever
SS297e	1684	" " " Hinge Screw Stud
89223	1672	" " " " " Collar with two 446c
446c	1683	" " " " " " Set Screw
RR15	1686	" " " Roller and Stud
SS153c	1685	" " " Set Screw
89224	1672	Feed Pawl (back) with 89229
SS298e	1686	" " (") Hinge Screw Stud
89226	1672	" " (") " " " Locking Handle
12620	1327	" " (") " " " " " Washer
89228	1327	" " (") Spring (Spiral)
89229	1679	" " (") " Hook
89436	1674	" " (") Washer
89230	1674	" " (") " 89436 with 89229
89229	1679	" " (") " Hook
180d	1683	" " (") " Screw

No.	Plate				
89225	1672	Feed Pawl (front) with 89229
SS298e	1686	" " (") Hinge Screw Stud
89226	1672	" " (") " " " Locking Handle
12620	1327	" " (") " " " " " Washer
89228	1327	" " (") Spring (Spiral)
89229	1679	" " (") " Hook
89436	1674	" " (") Washer
89230	1674	" " (") " 89436 with 89229
89229	1679	" " (") " Hook
180d	1683	" " (") " Screw
89231	675	Feed Pawl Lever (back)
89233	1679	" " " (") Index Finger
89234	674	" " " (") Pitman
SS298e	1686	" " " (") " Hinge Screw Stud (lower)
89226	1672	" " " (") " " " (") Locking Handle
12620	1327	" " " (") " " " Stud (lower)
SS298e	1686	" " " (") " " Regulating Hinge Screw Stud (upper)
89438	—	" " " (") " " " Stud (upper), SS298e with 89233
89226	1672	" " " (") " " Regulating Hinge Screw Stud (upper) Locking Handle
12620	1327	" " " (") " " Regulating Hinge Screw Stud (upper) Locking Handle Washer
89236	1327	" " " (") " " Washer (lower)
180d	1683	" " " (") " " (") Screw
89236	1327	" " " (") " " (upper)
180d	1683	" " " (") " " (") Screw
89232	675	Feed Pawl Lever (front)
89233	1679	" " " (") Index Finger
89234	674	" " " (") Pitman
SS298e	1686	" " " (") " Regulating Hinge Screw Stud (upper)
89438	—	" " " (") " " " Stud (upper) SS298e with 89233
89226	1672	" " " (") " " Regulating Hinge Screw Stud (upper) Locking Handle
12620	1327	" " " (") " " Regulating Hinge Screw Stud (upper) Locking Handle Washer
89235	1327	" " " (") " " Stud (lower)
89226	1672	" " " (") " " (") Locking Handle
12620	1327	" " " (") " " (") " (Washer)

No.	Plate						
89278	674	Needle Bar Cam with SS153c
89279	1327	" " " Key
89280	675	" " " Lever with RR71
RR71	1327	" " " Roller and Stud
SS153c	1685	" " " Set Screw
89268	1673	" " Connection Stud with two 448c
448c	1683	" " " " Set Screw
89273	1327	" " Lever Key
178d	1683	" " " Binding Screw
89269	1673	" " Link (right) with 152d
89270	—	" " " (left) with 152d
152d	1683	" " " Adjusting Screw
20d	1683	" " " Hinge Screw
1620c	1686	" " " " " Nut
89281	—	Needle Bar Rock Shaft for 14K9 to 14K12 Machines
89282	—	" " " " " 14K13 to 14K16 Machines
89283	1673	" " " " " Collar with two 446c
446c	1683	" " " " " Set Screw
89284	1672	" " " " " Crank with 356c
89464	1670	" " " " " Connecting Rod
89286	1674	" " " " " " " Pin
SS45d	1685	" " " " " " " Screw
12d	1683	" " " " " " " Screw
89239	1678	" " " " " " Pin
356c	1683	" " " " " " Set Screw
89287	1672	" " " " " Stay (right) for 14K9 to 14K12 Mchs.
89685	—	" " " " " " (left) for 14K9 to 14K12 Machines
SS45d	1685	" " " " " " Screw for 14K9 to 14K12 Machines (2)
89442	1672	" " " " " " (right) for 14K13 to 14K16 Machines
89443	—	" " " " " " (left) for 14K13 to 14K16 Machines
SS39d	1685	" " " " " " Screw for 14K13 to 14K16 Machines (2)
2049	1682	" " " " " " Steady Pin
89274	1673	Needle Clamp (right), with 156d
89275	—	" " (left), with 156d
156d	1683	" " Screw
89276	1674	Needle Guard (right)
89277	—	" " (left)
176d	1683	" " Screw

No.	Plate						
89288	1677	Presser Bar
89289	1674	" " Lifter (right) with 89292
89290	1674	" " " and Tripping Point with 89292 (for extreme right head only)
89291	—	" " " (left) with 89292
89292	1674	" " " Key with 203c
203c	1683	" " " " Binding Screw
89293	1681	" " " Rod for 14K9 to 14K12 Machines
89294	—	" " " " " 14K13 to 14K16 Machines
89295	673	" " " " Bracket
SS39d	1685	" " " " " Screw (2)
89296	1327	" " " " " Collar with two 448c
448c	1683	" " " " " Set Screw
89297	1671	" " " " " Handle with 356c
356c	1683	" " " " " Screw
89298	1671	" " " Spring
89299	1674	" " " " Bracket with SS150e
SS150e	1685	" " " " " Set Screw
89300	1674	Presser Foot (right) with two 159d
89301	—	" " (left) with two 159d
159d	1683	" " Screw
89302	—	Rail (upper) for 14K9 to 14K12 Machines
89303	—	" (") " 14K13 to 14K16 Machines
50347c	1684	" (") Screw (2)
1672e	1686	" (") Nut (2)
92705	1679	" (") Steady Pin (2)
89305	—	" (lower) for 14K9 to 14K12 Machines
89306	—	" (") " 14K13 to 14K16 Machines
50345e	1684	" (") Screw (4)
1672e	1686	" (") " Nut (4)
92705	1679	" (") Steady Pin (2)
89307	—	Rail Standard (right)
89308	—	" " (left)
89455	1675	Shuttle Body (right)
89309	1675	" Bobbin
*89310	1676	" " Retaining Lever (right)
89462	1676	" " " " 89310 with 89311 and four 89456
SS307e	1686	" " " " Hinge Screw
*89311	1676	" " " " Leather Pad
*89456	1676	" " " " " Rivet
89312	1676	" " " " Pin
89313	1676	" " " " " Spring

No.	Plate					
89314	1676	Shuttle Bobbin	Screw Centre
89315	1676	"	" Spring Centre
89316	1676	"	" " Spring
176d	1683	"	" " Set Screw
89317	1676	"	Cord Guide Wire
RR12	1686	"	" Roller
89318	1676	"	" " Guard Plate (right) with 89320
89319	1676	"	" " " Rivet
89320	1676	"	" " Pin
89321	1676	"	Guard Wire
89322	1676	"	Tension Spring (right)
334d	1683	"	" " Adjusting Screw
SS208d	1685	"	" " Screw
89323	674	Shuttle (right), complete, Nos. RR12, 176d, SS208d, SS307e, 334d, 89309, 89312 to 89318, 89321, 89322, 89455, 89462 and two 89319
89444	—	Shuttle and Shuttle Carrier (right), complete, Nos. SS39d, 89276, 89323, 89328, 89334, 89338, 89340 to 89342, 89344, 89346, 89358, 89373, 89375, 89435, two each SS56e, SS147c, 176d, 524c, 1517c, 4389, 50224c, 89286, 89347, three 2809, four 2022 and five SS45d
89457	1675	Shuttle Body (left)
*89324	1676	"	Bobbin Retaining Lever (left)
89463	1676	"	" " " 89324 with 89311 and four 89456
89325	1676	"	Cord Roller Guard Plate (left) with 89320
89326	1676	"	Tension Spring (left)
89327	—	Shuttle (left), complete, Nos. RR12, 176d, SS208d, SS307e, 334d, 89309, 89312 to 89317, 89321, 89325, 89326, 89457, 89463 and two 89319
89445	—	Shuttle and Shuttle Carrier (left), complete, Nos. SS39d, 89277, 89327, 89329, 89337, 89339 to 89341, 89343, 89345, 89346, 89360, 89374, 89375, 89435, two each SS56e, SS147c, 176d, 524c, 1517c, 4389, 50224c, 89286, 89347, three 2809, four 2022 and five SS45d
89330	1675	Shuttle Carrier Body (right)
89331	1671	"	" " Hinge Finger (right)
25d	1683	"	" " " Hinge Screw
89332	1682	"	" " " Latch
1002c	1683	"	" " " Screw
89333	1682	"	" " " Spring

No.	Plate					
89334	—	Shuttle Carrier (right), complete, Nos. 25d, 1002c and 89330 to 89333
89335	—	Shuttle Carrier Body (left)
89336	1671	"	" " Hinge Finger (left)
89337	—	Shuttle Carrier (left), complete, Nos. 25d, 1002c, 89332, 89333, 89335 and 89336
SS45d	1685	"	" " Screw
89338	673	Shuttle Carrier Vibrating Lever (right)
89339	—	"	" " " (left)
89340	675	"	" " " Link
89286	1674	"	" " " Pin
SS45d	1685	"	" " " Set Screw (back)
SS39d	1685	"	" " " " (front)
89341	674	"	" " " Plate
SS45d	1685	"	" " " Screw
89342	1670	"	" " " Supporting Arm (right)
89343	—	"	" " " (left)
89344	1326	"	" " " Binding Plate (upper, right)
89345	—	"	" " " Binding Plate (upper, left)
89346	1671	"	" " " Binding Plate (lower, right)
89346	1671	"	" " " Binding Plate (lower, left)
2022	1679	"	" " " Binding Plate Pin
SS147c	1685	"	" " " Plate Screw
89347	1674	"	" " " Plate Screw Handle
2809	1682	"	" " " Binding Plate Screw Handle Pin
89435	1672	"	" " " Arm Gib
50224c	1683	"	" " " Screw
1517c	1686	"	" " " Nut
89328	675	Shuttle Race (right)
89329	1670	"	" " (left)
524c	1683	"	" " Screw
4389	1679	"	" " Steady Pin

No.	Plate	
89349	—	Shuttle Rock Shaft for 14K9 to 14K12 Machines
89350	—	" " " " 14K13 to 14K16 Machines
89351	673	" " " " Cam with 118e
89352	1670	" " " " Lever with RR15 and 678c
89353	1671	" " " " " Pin
RR15	1686	" " " " " Roller and Stud
678c	1683	" " " " " Set Screw
118e	1683	" " " " " Set Screw
92705	1679	" " " " " Steady Pin
89354	1672	" " " " Collar with two 434c
434c	1683	" " " " " Set Screw
89355	1677	Shuttle Rock Shaft Lever (right)
SS159c	1685	" " " " Binding Screw
89347	1674	" " " " " Handle
2809	1682	" " " " " Pin
89356	1682	" " " " Key
SS39d	1685	" " " " " Screw
89357	1678	" " " " " Pin
SS151c	1685	" " " " " Set Screw
89358	675	Shuttle Rock Shaft Lever (right), complete, Nos. SS39d, SS151c, SS159c, 2809, 89347 and 89355 to 89357
89359	—	Shuttle Rock Shaft Lever (left)
89360	—	" " " " ("), complete, Nos. SS39d, SS151c, SS159c, 89347, 89356, 89357 and 89359
87359	—	Table , 36" × 6" × $\frac{1}{8}$ ", with two 87361, four 87362 and eight Wood Screws $1\frac{1}{8}$ " No. 7, for 14K9 to 14K12 Machines
87360	—	" 52 $\frac{1}{2}$ " × 6" × $\frac{1}{8}$ ", with two 87361, four 87362 and eight Wood Screws $1\frac{1}{8}$ " No. 7, for 14K13 to 14K16 Machines
89361	673	" Bracket (right)
89362	—	" " (left)
138d	1683	" " Screw (4)
87361	—	" Drawer (Wood) with 28076 and 28083
28083	—	" " Lock
28233	—	" " " Key
28076	—	" " " Escutcheon
87362	—	" " Runner
—	—	" " " Screw (Wood) $1\frac{1}{8}$ " No. 7
—	—	" " " Screw (Wood) $\frac{3}{8}$ " No. 11 R.H.B. (4)
89363	1327	Tension Disc
SS426d	1686	" Screw Stud
1560d	1686	" " " Thumb Nut
8905	1327	" " " Washer
8791	1327	" Spring

No.	Plate	
89365	1670	Treadle
89366	—	" Rod for 14K9 to 14K12 Machines
89367	—	" " " 14K13 to 14K16 Machines
89368	1671	" " Collar (2)
678c	1683	" " " Screw (2)
89369	1677	" " Lever
84519	—	" " " Joint
89370	1671	" " " Hook
SS151c	1685	" " " " Screw
89239	1678	" " " Pin
356c	1683	" " " Set Screw
678c	1683	" " " Set Screw (2)
89384	—	Under Stay Rod for 14K9 to 14K12 Machines
89385	—	" " " " 14K13 to 14K16 Machines
338e	1684	" " " Screw (2)
9281	1674	" " " Washer (2)

ACCESSORIES

No.	Plate						
205 × 5							
or							
205 × 7	—	Needles (one for each head)
120342	1600	Oiler
11831	1600	Screw Driver (large)
120378	—	" " (small)
89309	1675	Shuttle Bobbin (one for each shuttle)
8909	1678	Wrench for SS174, 524 and 678
25200	—	" " SS150, SS151, SS153 and 356
89387	1678	" " SS255
89386	1677	" (socket) for NN5 and 611

BOBBIN WINDER (Automatic)

No.	Plate						
89411	—	Belt (size $\frac{3}{4}$ ", length 99")
89409	1679	" Fork
7958	1679	" " Pin
2049	1682	Bobbin Position Pin
89412	1679	Centre
SS283e	1685	" Set Screw
88221	1679	" " " Stop Pin
89408	1681	Frame
SS57e	1685	" Screw
89414	1680	Shaft with 2049
89416	1680	" Pulley (fast)
89417	1680	" " (loose)
89415	1679	" " Pin
89418	1680	Starting Spindle
89419	1679	" " Spring
89420	1679	Stop Lever with 346d
346d	1683	" " Clamp Screw
89421	1680	" " Shaft

No.	Plate						
89422	1679	Stop Lever Tripping Lever
7958	1679	" " " " Pin
89423	1679	" " " " Spring
89424	1679	Worm
7958	1679	" Pin
89425	1680	" Shaft
89426	1680	" " Pulley with two 446c
89427	—	" " " Belt
446c	1683	" " " Set Screw
89428	1680	" Wheel and Cam
SS207e	1685	" " " " Hinge Screw
1608e	1686	" " " " " " Nut
82833	1682	" " " " " " Washer
89429	1680	" " " " Lever
89458	1680	" " " " " 89429 with SS223d and 1804
11c	1683	" " " " " Hinge Screw
1804	1686	" " " " " Roller and Stud
89363	1327	" " " " " Tension Disc
SS223d	1685	" " " " " Screw Stud
1560d	1686	" " " " " " " Nut
89364	1679	" " " " " Spring
89430	1681	Bobbin Winder (automatic), complete, Nos. 11c, SS207e, SS283e, 1560d, 1608e, 82833, 88221, 89364, 89408, 89409, 89411, 89412, 89414 to 89428, 89458, two each SS57e, 89363 and three 7958

SPECIAL PARTS

for machines when fitted for Foot Power

No.	Plate						
89388	—	Balance Wheel with SS174c, 9082, 40522 and 89389
SS174c	1685	" " Set Screw
89389	1671	" " Stud
9082	1682	" " " Pin
40522	1682	" " " Washer
89390	—	Driving Shaft (back) for 14K9 to 14K12 Machines
89391	—	" " (") " 14K13 to 14K16 Machines
89396	—	" " (") Belt
89448	1681	" " (") Bracket (right)
89449	1681	" " (") " (left)

No.	Plate						
SS255e	1686	Driving Shaft	(back) Bracket Bolt (2)
1504e	1686	"	" (") " " Nut (2)
9281	1674	"	" (") " " Washer (2)
89395	1671	"	" (") " " Roller (8)
89397	1671	"	" (") Collar with two 443c (2)
443c	1683	"	" (") " " Set Screw
89398	1677	"	" (") Pulley 6" x 2" with 678c
678c	1683	"	" (") " " Set Screw
89450	—	"	" (front) for 14K9 to 14K12 Machines (in place of 89211)
80451	—	"	" (") for 14K13 to 14K16 Machines (in place of 89212)
89213	—	Driving Shaft Pulley	with SS174c
SS174c	1685	"	" " Set Screw
54897	1682	Oil Cup	$\frac{1}{8}$ "
89452	—	Rail Standard	(right) in place of 89307
89453	—	"	" (left) " " " 89308
89400	—	Raising Board	28" x 4" x 1 $\frac{1}{2}$ " (Wood)
89365	1670	Treadle
89401	—	"	Rod for 14K9 to 14K12 Machines
89402	—	"	" " 14K13 to 14K16 Machines
89454	1678	"	" Bracket for 14K13 to 14K16 Machines (2)
—	—	"	" " Screw (Wood) 1" No. 10 (2)
89368	1671	"	" Collar (2)
678c	1683	"	" " Set Screw (2)
89403	1681	"	" Lever
89239	1678	"	" " Pin
89404	—	"	" " Pitman (Wood, 36 $\frac{1}{2}$ " centre to centre)
89405	1671	"	" " Stud
9082	1682	"	" " Pin
40522	1682	"	" " Washer
678c	1683	"	" Set Screw (2)

Numerical List of Parts

No.	Plate			
NN5d	1686	Feed Wheel Hinge Screw Nut for 89253
11c	1683	Bobbin Winder Worm Wheel and Cam Lever Hinge Screw for 89430
12d	1683	Needle Bar Rock Shaft Crank Connecting Rod Screw
RR12	1686	Shuttle Cord Roller for 89323 and 89327
RR15	1686	Feed Cam Lever Roller and Stud
RR15	1686	Shuttle Rock Shaft Cam Lever Roller and Stud for 89352
20d	1683	Needle Bar Link Hinge Screw for 89439 to 89441
25d	1683	Shuttle Carrier Body Hinge Finger Hinge Screw for 89334 and 89337
SS34e	1685	Driving Shaft Guard Board Screw
SS39d	1685	Feed Ratchet Wheel Wood Brake Bracket Screw
SS39d	1685	Needle Bar Rock Shaft Stay Screw for 14K13 to 14K16 Machines
SS39d	1685	Presser Bar Lifter Rod Bracket Screw
SS39d	1685	Shuttle Carrier Vibrating Lever Link Pin Set Screw (front) for 89444 and 89445
SS39d	1685	Shuttle Rock Shaft Lever Key Screw for 89358 and 89360
SS40e	1685	Feed Wheel Hinge Screw for 89253
SS45d	1685	Needle Bar Rock Shaft Crank Connecting Rod Pin Screw
SS45d	1685	Needle Bar Rock Shaft Stay Screw for 14K9 to 14K12 Machines
SS45d	1685	Shuttle Carrier Screw for 89444 and 89445
SS45d	1685	Shuttle Carrier Vibrating Lever Plate Screw for 89444 and 89445
SS45d	1685	Shuttle Carrier Vibrating Lever Link Pin Set Screw (back) for 89444 and 89445
SS50e	1685	Card Lifter Screw for 89444 and 89445
SS57e	1685	Bobbin Winder Frame Screw for 89430
SS57e	1685	Cord Bobbin Bracket Screw (for France only)
RR71	1327	Needle Bar Cam Lever Roller and Stud for 89280
118e	1683	Belt Shipper Bracket Screw
118e	1683	Shuttle Rock Shaft Cam Set Screw for 89351
127e	1683	Feed Wheel Key Screw for 89253
SS131c	1685	Feed Wheel Card Stud (screwed)

No.	Plate			
138d	1683	Cord Box Bracket Screw
138d	1683	Table Bracket Screw
138e	1683	Feed Ratchet Wheel Wood Brake and Retaining Pawl Bracket Screw
138e	1683	Head Slide Plate Screw for 89264 and 89266		
SS144c	1685	Head Binding Plate Screw for 89264 and 89266		
SS147c	1685	Shuttle Carrier Vibrating Lever Supporting Arm Binding Plate Screw for 89444 and 89445
SS150e	1685	Presser Bar Spring Bracket Set Screw for 89299		
SS151c	1685	Shuttle Rock Shaft Lever Pin Set Screw for 89358 and 89360
SS151c	1685	Treadle Rod Lever Joint Screw
152d	1683	Needle Bar Link Adjusting Screw for 89269 and 89270
SS153c	1685	Belt Fork Holder Screw for 88313
SS153c	1685	Belt Fork Screw for 88313
SS153c	1685	Feed Cam Set Screw
SS153c	1685	Needle Bar Cam Set Screw for 89278
156d	1683	Needle Clamp Screw for 89274 and 89275
159d	1683	Card Guide Screw for 89439 to 89441
159d	1683	Presser Foot Screw for 89300 and 89301
SS159c	1685	Shuttle Rock Shaft Lever Binding Screw for 89358 and 89360
164d	1683	Face Plate Screw for 89264 and 89266
SS174c	1685	Balance Wheel Set Screw for 89201 and 89388		
SS174c	1685	Driving Shaft Pulley Set Screw for 89213
176d	1683	Needle Guard Screw for 89444 and 89445
176d	1683	Shuttle Bobbin Spring Centre Set Screw for 89323 and 89327
178d	1683	Needle Bar Lever Key Binding Screw for 89460 and 89461
180d	1683	Belt Shipper Bracket Chain Screw
180d	1683	Feed Pawl (back) Washer Screw
180d	1683	Feed Pawl (front) Washer Screw
180d	1683	Feed Pawl Lever (back) Pitman Washer (lower) Screw
180d	1683	Feed Pawl Lever (front) Pitman Washer (lower) Screw
180d	1683	Feed Pawl Lever (back) Pitman Washer (upper) Screw
180d	1683	Feed Pawl Lever (front) Pitman Washer (upper) Screw
180d	1683	Feed Retaining Pawl Washer Screw
203c	1683	Presser Bar Lifter Key Binding Screw for 89292

No.	Plate			
SS207c	1685	Bobbin Winder Worm Wheel and Cam Hinge Screw for 89430
SS208d	1685	Shuttle Tension Spring Screw for 89323 and 89327
SS223d	1685	Bobbin Winder Worm Wheel and Cam Lever Tension Screw Stud for 89458
SS255e	1686	Feed Shaft Bracket Screw
SS255e	1686	Driving Shaft (back) Bracket Bolt (for Foot Power)
SS272e	1684	Feed Shaft Bracket Raising Screw
SS280c	1686	Needle Bar and Thread Take-up Lever Binding Screw for 89460 and 89461
SS283c	1685	Bobbin Winder Centre Set Screw for 89430		
SS292c	1686	Feed Ratchet Wheel Wood Brake Spring Friction Adjusting Screw
SS297e	1684	Feed Cam Lever Hinge Screw Stud
SS298e	1686	Feed Pawl (back) Hinge Screw Stud
SS298e	1686	Feed Pawl (front) Hinge Screw Stud
SS298c	1686	Feed Pawl Lever (back) Pitman Hinge Screw Stud (lower)
SS298c	1686	Feed Pawl Lever (back) Pitman Regulating Hinge Screw Stud (upper) for 89438
SS298c	1686	Feed Pawl Lever (front) Pitman Regulating Hinge Screw Stud (upper) for 89438
SS298e	1686	Feed Retaining Pawl Hinge Screw Stud
SS307e	1686	Shuttle Bobbin Retaining Lever Hinge Screw for 89323 and 89327
334d	1683	Shuttle Tension Spring Adjusting Screw for 89323 and 89327
338e	1684	Under Stay Rod Screw
346d	1683	Bobbin Winder Stop Lever Clamp Screw for 89420
356c	1683	Needle Bar Rock Shaft Crank Set Screw for 89284
356c	1683	Presser Bar Lifter Rod Handle Screw for 89297
356c	1683	Treadle Rod Lever Set Screw
SS426d	1686	Tension Screw Stud for 89432 and 89434
434c	1683	Shuttle Rock Shaft Collar Set Screw for 89354		
443c	1683	Driving Shaft (back) Collar Set Screw for 89397
446c	1683	Bobbin Winder Worm Shaft Pulley Set Screw for 89426
446c	1683	Feed Cam Lever Hinge Screw Stud Collar Set Screw for 89223
446c	1683	Feed Shaft Collar Set Screw for 89251

No.	Plate	
446c	1683	Needle Bar Rock Shaft Collar Set Screw for 89283
448c	1683	Needle Bar Connection Stud Set Screw for 89268
448c	1683	Presser Bar Lifter Rod Collar Set Screw for 89296
524c	1683	Shuttle Race Screw for 89444 and 89445 ...
577c	1683	Head Gib Set Screw for 89264 and 89266 ...
611d	1683	Feed Ratchet Wheel Screw
678c	1683	Driving Shaft (back) Pulley Set Screw for 89398
678c	1683	Shuttle Rock Shaft Cam Lever Set Screw for 89352
678c	1683	Treadle Rod Collar Screw
678c	1683	Treadle Set Screw
1002c	1683	Shuttle Carrier Body Hinge Finger Latch Screw for 89334 and 89337
1504e	1686	Driving Shaft (back) Bracket Bolt Nut (for Foot Power)
1517c	1686	Head Gib Set Screw Nut for 89264 and 89266
1517c	1686	Shuttle Carrier Vibrating Lever Supporting Arm Gib Screw Nut for 89444 and 89445
1518c	1686	Feed Ratchet Wheel Wood Brake Spring Friction Adjusting Screw Nut
1560d	1686	Bobbin Winder Worm Wheel and Cam Lever Tension Screw Stud Nut for 89430 ...
1560d	1686	Tension Screw Stud Thumb Nut for 89432 and 89434
1608e	1686	Bobbin Winder Worm Wheel and Cam Hinge Screw Nut for 89430
1620c	1686	Needle Bar Link Hinge Screw Nut for 89439 to 89441
1672e	1686	Rail (upper) Screw Nut
1672e	1686	Rail (lower) Screw Nut
1804	1686	Bobbin Winder Worm Wheel and Cam Lever Roller and Stud for 89458
2022	1679	Shuttle Carrier Vibrating Lever Supporting Arm Binding Plate Pin for 89444 and 89445
2049	1682	Bobbin Winder Bobbin Position Pin for 89414
2049	1682	Feed Wheel Steady Pin for 89253
2049	1682	Head Binding Plate Pin for 89264 and 89266
2049	1682	Needle Bar Rock Shaft Stay Steady Pin ...
2809	1682	Shuttle Carrier Vibrating Lever Supporting Arm Binding Plate Screw Handle Pin for 89444 and 89445

No.	Plate	
2809	1682	Shuttle Rock Shaft Lever Binding Screw Handle Pin for 89358
3093	1679	Belt Shipper Bracket Chain Pulley Stud Pin
4389	1679	Shuttle Race Steady Pin for 89444 and 89445
7958	1679	Bobbin Winder Belt Fork Pin for 89430 ...
7958	1679	Bobbin Winder Stop Lever Tripping Lever Pin for 89430
7958	1679	Bobbin Winder Worm Pin for 89430 ...
8791	1327	Tension Spring for 89432 and 89434 ...
8905	1327	Tension Screw Stud Thumb Nut Washer for 89432 and 89434
8909	1678	Wrench for SS174, 524 and 678 (Accessories)
9082	1682	Balance Wheel Stud Pin for 89388 ...
9082	1682	Treadle Rod Lever Stud Pin (for Foot Power)
9281	1674	Driving Shaft (back) Bracket Bolt Washer (for Foot Power)
9281	1674	Feed Shaft Bracket Screw Washer ...
9281	1674	Under Stay Rod Screw Washer
9525	1674	Belt Shipper Bracket Chain Washer ...
10554	1679	Belt Shipper Bracket Slide Bar Spring Pin
10554	1679	Feed Wheel Hinge Screw Joint Pin for 89253
11831	1600	Screw Driver (large) ... (Accessories)
12620	1327	Feed Pawl (back) Hinge Screw Stud Locking Handle Washer
12620	1327	Feed Pawl (front) Hinge Screw Stud Locking Handle Washer
12620	1327	Feed Pawl Lever (back) Pitman Hinge Screw Stud (lower) Locking Handle Washer ...
12620	1327	Feed Pawl Lever (back) Pitman Regulating Hinge Screw Stud (upper) Locking Handle Washer
12620	1327	Feed Pawl Lever (front) Pitman Regulating Hinge Screw Stud (upper) Locking Handle Washer
12620	1327	Feed Pawl Lever (front) Pitman Stud (lower) Locking Handle Washer
12620	1327	Feed Retaining Pawl Hinge Screw Stud Locking Handle Washer
25200	—	Wrench for SS150, SS151, SS153 and 356 (Accessories)
28076	—	Table Drawer Lock Key Escutcheon for 87361
28083	—	Table Drawer Lock for 87361
28233	—	Table Drawer Lock Key
40522	1682	Balance Wheel Stud Washer for 89388 ...
40522	1682	Treadle Rod Lever Stud Washer (for Foot Power)
50224c	1683	Shuttle Carrier Vibrating Lever Supporting Arm Gib Screw for 89444 and 89445 ...

No.	Plate				
50345e	1684	Rail (lower) Screw
50347e	1684	Rail (upper) Screw
54897	1682	Oil Cup, $\frac{7}{16}$ " (for Foot Power)
80733	1679	Belt Shipper Bracket Steady Pin
82833	1682	Bobbin Winder Worm Wheel and Cam Hinge Screw Washer for 89430
82833	1682	Needle Bar and Thread Take-up Lever Binding Screw Washer for 89460 and 89461
84519	—	Treadle Rod Lever Joint
87357	—	Driving Shaft Guard Board (Wood) $37\frac{1}{2}$ " \times $2\frac{3}{4}$ " \times $\frac{3}{4}$ " for 14K9 to 14K12 Machines
87358	—	Driving Shaft Guard Board (Wood) 54 " \times 3 " \times $\frac{3}{4}$ " for 14K13 to 14K16 Machines
87359	—	Table 36 " \times 6 " \times $\frac{5}{8}$ ", with two 87361, four 87362 and eight Wood Screws $1\frac{1}{8}$ " No. 7, for 14K9 to 14K12 Machines
87360	—	Table $52\frac{1}{2}$ " \times 6 " \times $\frac{5}{8}$ ", with two 87361, four 87362 and eight Wood Screws $1\frac{1}{8}$ " No. 7, for 14K13 to 14K16 Machines
87361	—	Table Drawer (Wood) with 28076 and 28083 for 87359 and 87360
87362	—	Table Drawer Runner for 87359 and 87360
87364	—	Cord Box $31\frac{1}{2}$ " \times $8\frac{1}{2}$ " \times $2\frac{7}{8}$ " for 14K9 to 14K12 Machines
87365	—	Cord Box $48\frac{1}{2}$ " \times $8\frac{1}{2}$ " \times $2\frac{7}{8}$ " for 14K13 to 14K16 Machines
87524	1677	Cord Bobbin (Wood)
88221	1679	Bobbin Winder Centre Set Screw Stop Pin for 89430
88313	1672	Belt Fork Holder with three SS153c
89201	1670	Balance Wheel with two SS174c
89202	1677	Belt Fork
89204	675	Belt Shipper Bracket
89205	—	Belt Shipper Bracket Slide Bar
89206	1678	Belt Shipper Bracket Slide Bar Spring
89207	1678	Belt Shipper Bracket Chain
89208	1671	Belt Shipper Bracket Chain Pulley
89209	1678	Belt Shipper Bracket Chain Pulley Stud
89210	1327	Belt Shipper Bracket Chain Stud
89211	—	Driving Shaft for 14K9 to 14K12 Machines
89212	—	Driving Shaft for 14K13 to 14K16 Machines
89213	—	Driving Shaft Pulley (fast) 12 " \times 2 ", with SS174c
89214	1670	Driving Shaft Pulley (loose) 12 " \times 2 "
89216	1327	Face Plate Cord Guide for 89432 and 89434
89220	673	Feed Cam
89221	1327	Feed Cam Key
89222	674	Feed Cam Lever

No.	Plate				
89223	1672	Feed Cam Lever Hinge Screw Stud Collar with two 446c
89224	1672	Feed Pawl (back) with 89229
89225	1672	Feed Pawl (front) with 89229
89226	1672	Feed Pawl (back) Hinge Screw Stud Locking Handle
89226	1672	Feed Pawl (front) Hinge Screw Stud Locking Handle
89226	1672	Feed Pawl Lever (back) Pitman Hinge Screw Stud (lower) Locking Handle
89226	1672	Feed Pawl Lever (back) Pitman Regulating Hinge Screw Stud (upper) Locking Handle
89226	1672	Feed Pawl Lever (front) Pitman Regulating Hinge Screw Stud (upper) Locking Handle
89226	1672	Feed Pawl Lever (front) Pitman Stud (lower) Locking Handle
89226	1672	Feed Retaining Pawl Hinge Screw Stud Locking Handle
89228	1327	Feed Pawl (back) Spring (spiral)
89228	1327	Feed Pawl (front) Spring (spiral)
89228	1327	Feed Retaining Pawl Spring (spiral)
89229	1679	Feed Pawl (back) Spring Hook for 89224
89229	1679	Feed Pawl (front) Spring Hook for 89225
89229	1679	Feed Pawl (front) Washer Hook for 89230
89229	1679	Feed Retaining Pawl Spring Hook for 89245
89229	1679	Feed Pawl (back) Washer Hook for 89230
89229	1679	Feed Retaining Pawl Washer Hook for 89230
89230	1674	Feed Pawl (back) Washer 89436 with 89229
89230	1674	Feed Pawl (front) Washer 89436 with 89229
89230	1674	Feed Retaining Pawl Washer 89436 with 89229
89231	675	Feed Pawl Lever (back)
89232	675	Feed Pawl Lever (front)
89233	1679	Feed Pawl Lever (back) Index Finger for 89438
89233	1679	Feed Pawl Lever (front) Index Finger for 89438
89234	674	Feed Pawl Lever (back) Pitman
89234	674	Feed Pawl Lever (front) Pitman
89235	1327	Feed Pawl Lever (front) Pitman Stud (lower)
89236	1327	Feed Pawl Lever (back) Pitman Washer (lower)
89236	1327	Feed Pawl Lever (back) Pitman Washer (upper)
89236	1327	Feed Pawl Lever (front) Pitman Washer (upper)
89236	1327	Feed Pawl Lever (front) Pitman Washer (lower)

No.	Plate	
89237	673	Feed Ratchet Wheel
89238	673	Feed Ratchet Wheel Carrier Disc
89239	1678	Feed Ratchet Wheel Carrier Disc Pin
89239	1678	Needle Bar Rock Shaft Crank Pin
89239	1678	Treadle Rod Lever Pin
89240	1677	Feed Ratchet Wheel Wood Brake
89241	1671	Feed Ratchet Wheel Wood Brake Bracket
89242	1677	Feed Ratchet Wheel Wood Brake Spring (flat)
89244	1326	Feed Ratchet Wheel Wood Brake and Retain- ing Pawl Bracket
89245	1672	Feed Retaining Pawl with 89229
89246	—	Feed Shaft for 14K9 to 14K12 Machines
89247	—	Feed Shaft for 14K13 to 14K16 Machines
89248	1326	Feed Shaft Bracket (right)
89249	1326	Feed Shaft Bracket (left)
89251	1673	Feed Shaft Collar with two 446c
89252	1673	Feed Wheel Key for 89253
89253	1670	Feed Wheel, complete, Nos. 127e, 89252, two each SS40e, NN5d, 2049, 10554 and studs to suit the pitch of card
89255	—	Feed Wheel Card Stud (plain)
89256	—	Feed Wheel Card Stud (flat)
89257	—	Feed Wheel Card Stud (eccentric) (flat side)
89258	—	Head (right) for 89264
89259	1671	Head Binding Plate for 89264 and 89266
89260	1673	Head Binding Plate Handle for 89264 and 89266
89261	1674	Head Binding Plate Screw Washer for 89264 and 89266
89262	1673	Head Gib for 89264 and 89266
89263	1671	Head Slide Plate for 89264 and 89266
89264	675	Head (right), Nos. SS144c, 89258 to 89263, 89432, two each 138e, 164d, 577c, 1517c and 2049 for 89439 and 89440
89265	—	Head (left) for 89266
89266	—	Head (left), Nos. SS144c, 89259 to 89263, 89265, 89434, two each 138e, 164d, 577c, 1517c and 2049 for 89441
89267	1326	Needle Bar for 89439 to 89441
89268	1673	Needle Bar Connection Stud with two 448c for 89439 to 89441
89269	1673	Needle Bar Link (right) with 152d for 89439 and 89440
89270	—	Needle Bar Link (left) with 152d for 89441
89271	1672	Needle Bar and Thread Take-up Lever (right) for 89460

No.	Plate	
89272	—	Needle Bar and Thread Take-up Lever (left) for 89461
89273	1327	Needle Bar Lever Key for 89460 and 89461
89274	1673	Needle Clamp (right), with 156d for 89439 and 89440
89275	—	Needle Clamp (left) with 156d for 89441
89276	1674	Needle Guard (right) for 89444
89277	—	Needle Guard (left) for 89445
89278	674	Needle Bar Cam with SS153c
89279	1327	Needle Bar Cam Key
89280	675	Needle Bar Cam Lever with RR71
89281	—	Needle Bar Rock Shaft for 14K9 to 14K12 Machines
89282	—	Needle Bar Rock Shaft for 14K13 to 14K16 Machines
89283	1673	Needle Bar Rock Shaft Collar with two 446c
89284	1672	Needle Bar Rock Shaft Crank with 356c
89286	1674	Needle Bar Rock Shaft Crank Connecting Rod Pin
89286	1674	Shuttle Carrier Vibrating Lever Link Pin for 89444 and 89445
89287	1672	Needle Bar Rock Shaft Stay (right) for 14K9 to 14K12 Machines
89288	1677	Presser Bar for 89439 to 89441
89289	1674	Presser Bar Lifter (right) with 89292 for 89439
89290	1674	Presser Bar Lifter and Tripping Point with 89292 for 89440
89291	—	Presser Bar Lifter (left) with 89292 for 89441
89292	1674	Presser Bar Lifter Key with 203c for 89289 to 89291 and 89440
89293	1681	Presser Bar Lifter Rod for 14K9 to 14K12 Machines
89294	—	Presser Bar Lifter Rod for 14K13 to 14K16 Machines
89295	673	Presser Bar Lifter Rod Bracket
89296	1327	Presser Bar Lifter Rod Collar with two 448c
89297	1671	Presser Bar Lifter Rod Handle with 356c
89298	1671	Presser Bar Spring for 89439 to 89441
89299	1674	Presser Bar Spring Bracket with SS150e for 89439 to 89441
89300	1674	Presser Foot (right) with two 159d for 89439 and 89440
89301	—	Presser Foot (left) with two 159d for 89441
89302	—	Rail (upper) for 14K9 to 14K12 Machines
89303	—	Rail (upper) for 14K13 to 14K16 Machines
89305	—	Rail (lower) for 14K9 to 14K12 Machines
89306	—	Rail (lower) for 14K13 to 14K16 Machines

No.	Plate	
89307	—	Rail Standard (right)
89308	—	Rail Standard (left)
89309	1675	Shuttle Bobbin for 89323 and 89327 ...
*89310	1676	Shuttle Bobbin Retaining Lever (right) for 89462
*89311	1676	Shuttle Bobbin Retaining Lever Leather Pad for 89462 and 89463
89312	1676	Shuttle Bobbin Retaining Lever Pin for 89323 and 89327
89313	1676	Shuttle Bobbin Retaining Lever Pin Spring for 89323 and 89327
89314	1676	Shuttle Bobbin Screw Centre for 89323 and 89327
89315	1676	Shuttle Bobbin Spring Centre for 89323 and 89327
89316	1676	Shuttle Bobbin Spring Centre Spring for 89323 and 89327
89317	1676	Shuttle Cord Guide Wire for 89323 and 89327
89318	1676	Shuttle Cord Roller Guard Plate (right) with 89320 for 89323
89319	1676	Shuttle Cord Roller Guard Plate Rivet for 89323 and 89327
89320	1676	Shuttle Cord Roller Pin for 89318 and 89325
89321	1676	Shuttle Guard Wire for 89323 and 89327 ...
89322	1676	Shuttle Tension Spring (right) for 89323 ...
89323	674	Shuttle (right), complete, Nos. RR12, 176d, SS208d, SS307e, 334d, 89309, 89312 to 89318, 89321, 89322, 89455, 89462 and two 89319 for 89444
*89324	1676	Shuttle Bobbin Retaining Lever (left) for 89463
89325	1676	Shuttle Cord Roller Guard Plate (left) with 89320 for 89327
89326	1676	Shuttle Tension Spring (left) for 89327 ...
89327	—	Shuttle (left), complete, Nos. RR12, 176d, SS208d, SS307e, 334d, 89309, 89312 to 89317, 89321, 89325, 89326, 89457, 89463 and two 89319 for 89445
89328	675	Shuttle Race (right) for 89444
89329	1670	Shuttle Race (left) for 89445
89330	1675	Shuttle Carrier Body (right) for 89334 ...
89331	1671	Shuttle Carrier Body Hinge Finger (right) for 89334
89332	1682	Shuttle Carrier Body Hinge Finger Latch for 89334 and 89337

No.	Plate	
89333	1682	Shuttle Carrier Body Hinge Finger Latch Spring for 89334 and 89337
89334	—	Shuttle Carrier (right), complete, Nos. 25d, 1002c and 89330 to 89333 for 89444 ...
89335	—	Shuttle Carrier Body (left) for 89337 ...
89336	1671	Shuttle Carrier Body Hinge Finger (left) for 89337
89337	—	Shuttle Carrier (left), complete, Nos. 25d, 1002c, 89332, 89333, 89335 and 89336 for 89445
89338	673	Shuttle Carrier Vibrating Lever (right) for 89444
89339	—	Shuttle Carrier Vibrating Lever (left) for 89445
89340	675	Shuttle Carrier Vibrating Lever Link for 89444 and 89445
89341	674	Shuttle Carrier Vibrating Lever Plate for 89444 and 89445
89342	1670	Shuttle Carrier Vibrating Lever Supporting Arm (right) for 89444
89343	—	Shuttle Carrier Vibrating Lever Supporting Arm (left) for 89445
89344	1326	Shuttle Carrier Vibrating Lever Supporting Arm Binding Plate (upper, right) for 89444
89345	—	Shuttle Carrier Vibrating Lever Supporting Arm Binding Plate (upper, left) for 89445
89346	1671	Shuttle Carrier Vibrating Lever Supporting Arm Binding Plate (lower, left) for 89445
89346	1671	Shuttle Carrier Vibrating Lever Supporting Arm Binding Plate (lower, right) for 89444
89347	1674	Shuttle Carrier Vibrating Lever Supporting Arm Binding Plate Screw Handle for 89444 and 89445
89347	1674	Shuttle Rock Shaft Lever Binding Screw Handle for 89358 and 89360
89349	—	Shuttle Rock Shaft for 14K9 to 14K12 Machines
89350	—	Shuttle Rock Shaft for 14K13 to 14K16 Machines
89351	673	Shuttle Rock Shaft Cam with 118e ...
89352	1670	Shuttle Rock Shaft Cam Lever with RR15 and 678c
89353	1671	Shuttle Rock Shaft Cam Lever Pin ...
89354	1672	Shuttle Rock Shaft Collar with two 434c ...
89355	1677	Shuttle Rock Shaft Lever (right) for 89358 ...
89356	1682	Shuttle Rock Shaft Lever Key for 89358 and 89360

No.	Plate	
89357	1678	Shuttle Rock Shaft Lever Pin for 89358 and 89360
89358	675	Shuttle Rock Shaft Lever (right), complete, Nos. SS39d, SS151c, SS159c, 2809, 89347 and 89355 to 89357 for 89444
89359	—	Shuttle Rock Shaft Lever (left) for 89360
89360	—	Shuttle Rock Shaft Lever (left) complete, Nos. SS39d, SS151c, SS159c, 89347, 89356, 89357 and 89359 for 89445
89361	673	Table Bracket (right)
89362	—	Table Bracket (left)
89363	1327	Bobbin Winder Worm Wheel and Cam Lever Tension Disc for 89430
89363	1327	Tension Disc for 89432 and 89434
89364	1679	Bobbin Winder Worm Wheel and Cam Lever Tension Spring for 89430
89365	1670	Treadle
89366	—	Treadle Rod for 14K9 to 14K12 Machines
89367	—	Treadle Rod for 14K13 to 14K16 Machines
89368	1671	Treadle Rod Collar
89369	1677	Treadle Rod Lever
89370	1671	Treadle Rod Lever Joint Hook
89371	1671	Card Guide (upper, right) for 89439 and 89440
89372	—	Card Guide (upper, left) for 89441
89373	673	Card Lifter (right) for 89444
89374	—	Card Lifter (left) for 89445
89375	1681	Card Lifter Rod for 89444 and 89445
89377	1677	Cord Bobbin Bracket (for France only)
89378	1678	Cord Bobbin Bracket Spindle (for France only)
89379	1681	Cord Bobbin Rod for 14K9 to 14K12 Machines
89380	—	Cord Bobbin Rod for 14K13 to 14K16 Mchs.
89381	1673	Cord Bobbin Rod Bracket
89382	674	Cord Box Bracket
89383	1677	Cord Guide
89384	—	Under Stay Rod for 14K9 to 14K12 Machines
89385	—	Under Stay Rod for 14K13 to 14K16 Machines
89386	1677	Wrench (socket) for NN5 and 611 (Accessories)
89387	1678	Wrench for SS255 (Accessories)
89388	—	Balance Wheel with SS174c, 9082, 40522 and 89389 (for Foot Power)
89389	1671	Balance Wheel Stud for 89388
89390	—	Driving Shaft (back) for 14K9 to 14K12 Machines (for Foot Power)
89391	—	Driving Shaft (back) for 14K13 to 14K16 Machines (for Foot Power)

No.	Plate	
89395	1671	Driving Shaft (back) Bracket Roller (for Foot Power)
89396	—	Driving Shaft (back) Belt (for Foot Power)
89397	1671	Driving Shaft (back) Collar with two 443c (for Foot Power)
89398	1677	Driving Shaft (back) Pulley 6" x 2", with 678c (for Foot Power)
89400	—	Raising Board 28" x 4" x 1 1/4" (Wood) (for Foot Power)
89401	—	Treadle Rod for 14K9 to 14K12 Machines (for Foot Power)
89402	—	Treadle Rod for 14K13 to 14K16 Machines (for Foot Power)
89403	1681	Treadle Rod Lever (for Foot Power)
89404	—	Treadle Rod Lever Pitman (Wood, 3 1/4" centre to centre) (for Foot Power)
89405	1671	Treadle Rod Lever Stud (for Foot Power)
89408	1681	Bobbin Winder Frame for 89430
89409	1679	Bobbin Winder Belt Fork for 89430
89411	—	Bobbin Winder Belt, size 3/8", length 99", for 89430
89412	1679	Bobbin Winder Centre for 89430
89414	1680	Bobbin Winder Shaft with 2049 for 89430
89415	1679	Bobbin Winder Shaft Pulley Pin for 89430
89416	1680	Bobbin Winder Shaft Pulley (fast) for 89430
89417	1680	Bobbin Winder Shaft Pulley (loose) for 89430
89418	1680	Bobbin Winder Starting Spindle for 89430
89419	1679	Bobbin Winder Starting Spindle Spring for 89430
89420	1679	Bobbin Winder Stop Lever with 346d for 89430
89421	1680	Bobbin Winder Stop Lever Shaft for 89430
89422	1679	Bobbin Winder Stop Lever Tripping Lever for 89430
89423	1679	Bobbin Winder Stop Lever Tripping Lever Spring for 89430
89424	1679	Bobbin Winder Worm for 89430
89425	1680	Bobbin Winder Worm Shaft for 89430
89426	1680	Bobbin Winder Worm Shaft Pulley with two 446c for 89430
89427	—	Bobbin Winder Worm Shaft Pulley Belt for 89430
89428	1680	Bobbin Winder Worm Wheel and Cam for 89430
89429	1680	Bobbin Winder Worm Wheel and Cam Lever for 89458

No.	Plate	
89430	1681	Bobbin Winder (automatic), complete, Nos. 11c, SS207e, SS283e, 1560d, 1608e, 82833, 88221, 89364, 89408, 89409, 89411, 89412, 89414 to 89428, 89458, two each SS57e, 89363 and three 7958
89431	1326	Face Plate (right) for 89432
89432	—	Face Plate (right), complete, Nos. SS426d, 1560d, 8791, 8905, 89216, 89431 and two 89363 for 89264
89433	—	Face Plate (left) for 89434
89434	—	Face Plate (left), complete, Nos. SS426d, 1560d, 8791, 8905, 89216, 89433 and two 89363 for 89266
89435	1672	Shuttle Carrier Vibrating Lever Supporting Arm Gib for 89444 and 89445
89436	1674	Feed Pawl (back) Washer for 89230
89436	1674	Feed Pawl (front) Washer for 89230
89436	1674	Feed Retaining Pawl Washer for 89230
89437	1327	Cord Bobbin Friction Weight (for France only)
89438	—	Feed Pawl Lever (back) Pitman Regulating Hinge Screw Stud (upper) SS298e with 89233
89438	—	Feed Pawl Lever (front) Pitman Regulating Hinge Screw Stud (upper) SS298e with 89233
89439	—	Head (right), complete, Nos. 20d, 1620c, 89264, 89267 to 89269, 89274, 89288, 89289, 89298 to 89300, 89371, 89460 and two 159d
89440	—	Head (extreme, right), complete, Nos. 20d, 1620c, 89264, 89267 to 89269, 89274, 89288, 89290, 89292, 89298 to 89300, 89371, 89446, 89460 and two 159d
89441	—	Head (left), complete, Nos. 20d, 1620c, 89266 to 89268, 89270, 89275, 89288, 89291, 89298, 89299, 89301, 89372, 89461 and two 159d
89442	1672	Needle Bar Rock Shaft Stay (right) for 14K13 to 14K16 Machines
89443	—	Needle Bar Rock Shaft Stay (left) for 14K13 to 14K16 Machines

No.	Plate	
89444	—	Shuttle and Shuttle Carrier (right), complete, Nos. SS39d, 89276, 89323, 89328, 89334, 89338, 89340 to 89342, 89344, 89346, 89358, 89373, 89375, 89435, two each SS56e, SS147c, 176d, 524c, 1517c, 4389, 50224c, 89286, 89347, three 2809, four 2022 and five SS45d
89445	—	Shuttle and Shuttle Carrier (left), complete, Nos. SS39d, 89277, 89327, 89329, 89337, 89339 to 89341, 89343, 89345, 89346, 89360, 89374, 89375, 89435, two each SS56e, SS147c, 176d, 524c, 1517c, 4389, 50224c, 89286, 89347, three 2809, four 2022 and five SS45d
89446	—	Head (extreme right) for 89440
89448	1681	Driving Shaft (back) Bracket (right) (for Foot Power)
89449	1681	Driving Shaft (back) Bracket (left) (for Foot Power)
89450	—	Driving Shaft (front) for 14K9 to 14K12 Machines (for Foot Power)
89451	—	Driving Shaft (front) for 14K13 to 14K16 Machines (for Foot Power)
89452	—	Rail Standard (right) (for Foot Power)
89453	—	Rail Standard (left) (for Foot Power)
89454	1678	Treadle Rod Bracket for 14K13 to 14K16 Machines (for Foot Power)
89455	1675	Shuttle Body (right) for 89323
*89456	1676	Shuttle Bobbin Retaining Lever Leather Pad Rivet for 89462 and 89463
89457	1675	Shuttle Body (left) for 89327
89458	1680	Bobbin Winder Worm Wheel and Cam Lever 89429 with SS223d and 1804 for 89430
89460	—	Needle Bar and Thread Take-up Lever 89271 with 178d, SS280e, 82833 and 89273 for 89439 and 89440
89461	—	Needle Bar and Thread Take-up Lever 89272 with 178d, SS280e, 82833 and 89273 for 89441
89462	1676	Shuttle Bobbin Retaining Lever 89310 with 89311 and four 89456 for 89323

NUMERICAL LIST OF PARTS.

No.	Plate	
89463	1676	Shuttle Bobbin Retaining Lever 89324 with 89311 and four 89456 for 89327 ...
89464	1670	Needle Bar Rock Shaft Crank Connecting Rod
89685	—	Needle Bar Rock Shaft Stay (left) for 14K9 to 14K12 Machines
92705	1679	Rail (upper) Steady Pin
92705	1679	Rail (lower) Steady Pin
92705	1679	Shuttle Rock Shaft Cam Steady Pin ...
120342	1600	Oiler (Accessories)
120378	—	Screw Driver (small) (Accessories)