

# **SINGER**

**136W110**

# LIST OF PARTS



## MACHINE No. 136w110

THE SINGER MANUFACTURING COMPANY

## INDEX

	Page
Accessories.....	19
Bobbin Winder.....	19
Feed Gears.....	20
Knee Lifter.....	20
Knife Grinder.....	21
Machine No.136w110.....	5
Numerical List of Parts.....	23
Throat Plates.....	22

# INSTRUCTIONS FOR ORDERING

In ordering from this list, use **ONLY** the **PART** number in the **FIRST** column.

The number stamped on a Sewing Machine Part is the number of the Single Part only, except when the part includes Set Screws, Clamping Screws, Studs and Rollers Spun on, Small Wires riveted, or Parts soldered together, etc., which it is necessary to furnish in combination.

Every combination of parts sent out has its specific number which, although not stamped on Parts (except in above case), must be used when ordering the combination.

Each number always indicates the **SAME PART** in whatever list it appears, or for whatever Machine.

The letters after some of the numbers indicate the style of finish only, as follows:

- A. Hardened, Polished and Plated.
- B. Polished and Plated.
- C. Hardened only.
- D. Polished only.
- E. Soft, not polished.
- F. Hardened and Polished.
- H. Blued.
- J. Nickel Plated only.
- R. Merlized.
- Y. Black Nickel Plated only.

These letters **MUST BE USED** when they appear in the list and **AFTER** the number, as in the list.

## In this series


200001 to 201500 and 350001 to 351500 are Screw Numbers.  
201501 to 201800 and 351501 to 351800 are Nut Numbers.  
201801 to 202000 and 351801 to 352000 are Roller Numbers.  
202001 to 350000 are Numbers of Machine Parts.

The figures in the second column refer only to the plate in which the illustration of the part is shown and are **NOT TO BE USED** in ordering.

Two or more numbers over a cut indicate that the difference between such parts is not visible in an illustration.

Parts marked with an asterisk (\*) are furnished only when repairs are made at the factory.

## LIST OF PARTS COMPLETE FOR



## MACHINE No. 136w110

Vertical Hook. Post Bed. Ball Bearing. Roller Presser.

Continuous Wheel Feed. Underedge Trimmer.

A 115 VOLT MOTOR FOR ALTERNATING OR DIRECT CURRENT

DRIVES THE KNIFE CONTINUOUSLY AT HIGH SPEED

INDEPENDENT OF THE SPEED OF THE MACHINE

For Shoes, Sandals, Slippers, Etc.

No.	Plate	Name
*248801	-----	Arm with 202135
248802	-----	" Base
204235	15723	" " Position Pin (2)
200004E	15723	" " Screw (3)
202005	15723	" " " Washer (3)
203091	15725	" Cap
200278H	15723	" " Screw
202248	15723	" " " Washer
203089	15725	" " Spool Holder Base
203090	15725	" " " " " 203089 with 200079H and 204296
200585H	15723	Arm Cap Spool Holder Base Screw
204296	15725	" " " " Wire
200079H	11623	" " " " " Hinge Screw
248803	-----	Arm Cap and Spool Holder complete, Nos. 203090, 203091 and two 200585H
204235	15723	Arm Position Pin (2)
200004E	15723	" Screw (3)
202005	15723	" " Washer (3)
249152	15730	" Shaft with 200357E and 224392
237748	15725	" " Bushing (back) with 202260

No.	Plate	Name
202260	-----	Arm Shaft Bushing (back) Oil Packing (wick)
200071E	15723	Arm Shaft Bushing (back) Screw
207080	15725	" " " (front) with 202244
202244	-----	" " " " Oil Packing (wick)
200502B	15723	" " " " " Thumb Screw
200338C	15703	Arm Shaft Bushing (front) Set Screw
224392	-----	" " " Oil Packing (wick)
200357E	15723	" " " " Stop Screw
202632	15737	" Side Plate
200462B	15723	" " " Thumb Screw
237784	15737	Balance Wheel (disc) (belt groove 2-3/8 in.diam.) with 200328C and 200335C
200062H	15723	Balance Wheel Adjusting Screw
200328C	15723	" " Position Screw
200335C	15703	" " Set Screw
*249002	-----	Bed
202258	15725	" Hinge Connection (2)
200570E	15723	" " " Screw (4)
203470	15723	Bobbin
238304	15723	" Case Base with 202056, 203211 to 203213 and 203216
203211	15723	Bobbin Case Base Latch
*202056	-----	" " " " Pin
203212	15723	" " " " Plunger
203213	15723	" " " " Spring
238305	15723	" " Cap with 200984C, 203214, 203215 and two 200594C
234079	15723	Bobbin Case Lever
234065	15723	" " " Driving Block
200076D	15723	" " " " Screw
201272C	15723	" " " Hinge Screw
203214	15723	" " Tension Spring
200984C	15723	" " " Regulating Screw
200594C	15723	Bobbin Case Tension Spring Screw
203215	15723	" " Thread Guide
200594C	15723	" " " Screw
203216	-----	" " Washer (cloth)
238306	-----	Bobbin Case complete, Nos. 238304 and 238305
248804	15737	Bracket (underedge)
248805	-----	Bracket (underedge) complete, Nos. 200047D 200802E, 200888, 201142C, 201522E, 204233 204357, 204358, 204361, 204365 to 204367 204372, 204373, 204411, 213774, 214053, 241631, 241633, 241634, 241636 to 241638 248804, 248815, 248826 to 248829, 350086C 350396H, 350397H, two each 200028D, 200907D and 206042

No.	Plate	Name
200517D	15724	Bracket Screw (2)
237844	15737	Face Plate
202135	15724	" " Position Pin
200473B	11296	" " Thumb Screw
249088	15726	Feed Post with 200362C, 200383C and two 201052C
248806	-----	Feed Post 249088 with 200102C, 248808 to 248810, 249007, 249012 to 249014, 249019 249073, 249078, 249079, 249092, 350395C, two 249077, three 200585H and four 200137H
249005	15726	Feed Post Cover (back)
249006	15726	" " " (front)
200159F	15724	" " " (back or front) Clamp Screw (2)
200583H	15724	Feed Post Cover (back or front) Screw (8)
249007	15737	" " " (side)
200137H	15724	" " " " Screw
200029E	15703	" " Screw (2)
248807	15724	" Wheel
248808	-----	" " 248807 with 249011 and three 229D
249092	15724	Feed Wheel Adjusting Stud (eccentric)
201052C	15724	" " " " Set Screw
248809	15725	" " Bearing
200585H	15723	" " " Screw
249011	15724	" " Bevel Gear
249012	15724	" " " " Driving Pinion with two 201052C
350395C	15724	Feed Wheel Bevel Gear Driving Pinion Screw Stud
201052C	15724	Feed Wheel Bevel Gear Driving Pinion Set Screw
249013	15725	Feed Wheel Bevel Gear Driving Pinion Shaft (lower)
249014	15725	Feed Wheel Bevel Gear Driving Pinion Shaft (lower) Bushing
200383C	15703	Feed Wheel Bevel Gear Driving Pinion Shaft (lower) Bushing Set Screw
249077	15724	Feed Wheel Bevel Gear Driving Pinion Shaft (lower) Collar with two 200393C
200393C	15724	Feed Wheel Bevel Gear Driving Pinion Shaft (lower) Collar Set Screw
248810	15725	Feed Wheel Bevel Gear Driving Pinion Shaft (upper)
249077	15724	Feed Wheel Bevel Gear Driving Pinion Shaft (upper) Collar with two 200393C
200393C	15724	Feed Wheel Bevel Gear Driving Pinion Shaft (upper) Collar Set Screw
249078	15724	Feed Wheel Bevel Gear Driving Pinion Shaft Connection

No.	Plate	Name
249073	15724	Feed Wheel Bevel Gear Driving Pinion Thrust Washer
229D	15724	Feed Wheel Bevel Gear Screw
249079	15725	" " Bracket
249019	15724	" " " Friction Plug
201052C	15724	" " " " Set Screw
200362C	15724	" " " Set Screw
200102C	15724	" " Cap Screw
249027	15725	" " Driving Gear (for 19 stitches)
238641	-----	" " " " (for 21 stitches)
249029	-----	" " " " (for 23 stitches)
238613	15724	" " " " Key
238614	15725	" " " " Shifting Col- lar with 201464C
201464C	15724	Feed Wheel Driving Gear Key Shifting Screw Stud
238615	15724	Feed Wheel Driving Gear Key Spring
201202D	15724	" " " " " " Screw
238616	15703	" " " " " Stop Pin
249075	15725	" " " " Separating Washer (2)
249030	15725	Feed Wheel Driving Gear Shaft with 238616
249032	15726	Feed Wheel Driving Gear Shaft Bracket with 224390, 238630 and two 200346C
224390	-----	Feed Wheel Driving Gear Shaft Bracket Oil Packing (wick)
249033	15730	Feed Wheel Driving Gear Shaft Bracket Plate with two 210983
210983	15703	Feed Wheel Driving Gear Shaft Bracket Plate Position Pin
200158B	15703	Feed Wheel Driving Gear Shaft Bracket Plate Screw (2)
201082E	15703	Feed Wheel Driving Gear Shaft Bracket Screw (long)
225532	15724	Feed Wheel Driving Gear Shaft Bracket Screw (long) Washer
201308E	15703	Feed Wheel Driving Gear Shaft Bracket Screw (short)
203637	15703	Feed Wheel Driving Gear Shaft Bracket Screw (short) Washer
238630	15725	Feed Wheel Driving Gear Shaft Bushing
249031	15725	" " " " " Collar with 200397H
200397H	15707	Feed Wheel Driving Gear Shaft Collar Set Screw
249041	15728	Feed Wheel Driving Pinion(for 19 stitch- es)
238655	-----	Feed Wheel Driving Pinion(for 21 stitch- es)

No.	Plate	Name
249043	-----	Feed Wheel Driving Pinion(for 23 stitch- es)
231433	15703	Feed Wheel Driving Pinion Key
238632	15703	" " " " Spacing Washer (for use in place of Feed Wheel Driv- ing Pinion when one or two lengths of stitch are required)
249044	15730	Feed Wheel Driving Shaft
249045	15728	" " " " Bushing (back)
200362C	15724	" " " " " " Set Screw
249046	15728	Feed Wheel Driving Shaft Bushing (front)
200346C	15724	" " " " " " " Set Screw
249047	15703	Feed Wheel Driving Shaft Collar with two 201052C
201052C	15724	Feed Wheel Driving Shaft Collar Set Screw
237724	15728	Feed Wheel Driving Shaft Gear with 200378C and 201220C
201220C	15724	Feed Wheel Driving Shaft Gear Position Screw
200378C	15703	Feed Wheel Driving Shaft Gear Set Screw
201666E	15724	" " " " " Nut
203411	15703	" " " " " Washer
248611	15727	Guide Finger (for trimming back of needle)
204357	15727	Guide Finger Clamp with 200103D and 200136F
204358	15727	Guide Finger Clamp Bar
241638	15728	" " " " " Carrier with 200066D and 201537H
204361	15727	Guide Finger Clamp Bar Carrier Latch
200802E	15727	" " " " " " " " Hinge Screw
204230	15727	Guide Finger Clamp Bar Carrier Latch Spring
204233	-----	Guide Finger Clamp Bar Carrier Latch Spring 204230 with 200802E
241625	15727	Guide Finger Clamp Bar Carrier Position Guide with 36737, 200078H, 200387C and 204389
200078H	15727	Guide Finger Clamp Bar Carrier Position Guide Pinch Screw
200387C	11623	Guide Finger Clamp Bar Carrier Position Guide Set Screw
241637	15727	Guide Finger Clamp Bar Carrier Position Guide Slide
241633	-----	Guide Finger Clamp Bar Carrier Position Guide complete, Nos. 241625 and 241626

No.	Plate	Name
200066D	15727	Guide Finger Clamp Bar Carrier Screw
201537H	15727	" " " " " " Nut
204365	15727	" " " " " Spring
204366	15727	" " " " " Position Guide
		with 200140H
200140H	15727	Guide Finger Clamp Bar Position Guide Screw
204367	15727	Guide Finger Clamp Bar Spring
200103D	15727	" " " Pinch Screw
200136F	15727	" " " Screw
241626	15727	" " Disengaging Lever
36737	15727	" " " " Friction
		Ball, 1/8 in. diameter
204389	15727	Guide Finger Disengaging Lever Friction Ball Spring
241636	15727	Guide Finger Lifter with 200103D, 200174D and 201217D
201217D	15727	Guide Finger Lifter Adjusting Thumb Screw
200103D	15727	Guide Finger Lifter Adjusting Thumb Screw Pinch Screw
350086C	15727	Guide Finger Lifter Hinge Screw
206042	15727	" " " Spring
200174D	15727	" " " " Screw
200802E	15727	" " " " "
*221214	-----	Hook (sewing)
241602	15703	" 221214 with 201253F, 201376F and 241604
249048	-----	Hook and Bobbin Case complete, Nos. 238306 and 241602
249049	15728	Hook Bevel Gear Socket, 14 teeth
234024	15703	" " " " Friction Washer
200555H	15703	" " " " Screw
241551	15728	" " Pinion, 28 teeth, with two 200378C
201318E	15703	Hook Bevel Pinion Guard Oil Stop Screw
201082E	15703	" " " " Screw
*249050	-----	" " " " Section (back)
*249051	-----	" " " " (front)
200378C	15703	" " " Set Screw
249052	15726	Hook Bevel Pinion Guard complete, Nos. 201082E, 201318E, 249050 and 249051
237728	15730	Hook Driving Shaft
235857	15728	" " " Bevel Gear with 200374C and 200396C
237729	15726	Hook Driving Shaft Bevel Gear Housing with 200346C and three 200362C
237730	15728	Hook Driving Shaft Bevel Gear Housing Cap (bottom)
237731	15728	Hook Driving Shaft Bevel Gear Housing Cap (bottom) Gasket

No.	Plate	Name
237732	15726	Hook Driving Shaft Bevel Gear Housing Cap (side)
237733	15726	Hook Driving Shaft Bevel Gear Housing Cap (side) Gasket
200053C	15703	Hook Driving Shaft Bevel Gear Housing Cap Screw (4)
201082E	15703	Hook Driving Shaft Bevel Gear Housing Screw (long)
225532	15724	Hook Driving Shaft Bevel Gear Housing Screw (long) Washer
201308E	15703	Hook Driving Shaft Bevel Gear Housing Screw (short)
203637	15703	Hook Driving Shaft Bevel Gear Housing Screw (short) Washer
200396C	15729	Hook Driving Shaft Bevel Gear Position Screw
200374C	15703	Hook Driving Shaft Bevel Gear Set Screw
237734	15728	" " " Bushing (back)
200362C	15724	" " " " " Set Screw
249053	15728	" " " " (front)
200338C	15703	" " " " " Set Screw
221743	15703	" " " Collar with two 200380C
200380C	10884	" " " " Set Screw
224392	-----	" " " Oil Packing (wick)
241604	15703	" G1b
201376F	15703	" " Hinge Screw
201253F	15703	" " Screw
249054	15726	" Post
249055	-----	" " 249054 with 200555H, 201272C, 221222, 234024, 234065, 234079, 249048, 249049, 249072, two each 200076D and 200959D
249072	-----	Hook Post Oil Packing (wick)
200959D	15729	" " " " " Screw
200017C	15703	" " " Screw (2)
203637	15703	" " " Washer (2)
221215	15728	" " Slide
221222	15703	" Washer
208490	15726	Knee Lifter Connection Lever
200262H	11623	" " " " Hinge Screw
248813	15730	" " " " Lifting Rod
		with 202302
202302	15729	Knee Lifter Connection Lever Lifting Rod Cotter Pin
237805	15726	Knee Lifter Lifting Lever
200262H	11623	" " " " Hinge Screw
248814	15729	Knife
204369	15729	" Bar (hollow)
213774	-----	" " 204369 with 200094F, 202603 and 204342

No.	Plate	Name
248815	15729	Knife Bar Bushing
201142C	15729	" " " Set Screw
204372	15729	" " Collar with two 200387C
200387C	11623	" " " Set Screw
248816	15730	" " Driving Bar
200585H	15723	" " " Screw
213178	15729	" " Collar with 200381C and 200387C
241634	-----	Knife Bar Driving Collar 213178 with 200243E, 201528E, 201531E, 213179, 213181 and 350350C
200381C	15729	Knife Bar Driving Collar Screw
200387C	11623	" " " Set Screw
213181	15729	" " " Link
213179	15729	" " " Bracket
200243E	15729	" " " Hinge Screw
201528E	15729	" " " " " Nut
350350C	15729	" " " Hinge Screw
201531E	15729	" " " " " Nut
202891	15730	" " Shaft Crank with 200694F and 201525E
203244	15729	Knife Bar Driving Shaft Crank Collar with two 200393C
200393C	15724	Knife Bar Driving Shaft Crank Collar Set Screw
200694F	15729	Knife Bar Driving Shaft Crank Screw Stud
201525E	15729	" " " " " " " Nut
237808	15729	Knife Bar Guide Block
200011D	15731	" " " " Screw (2)
200330C	15729	" " " Screw
201531E	15729	" " " Nut
237809	15729	" " Position Bracket
201387F	15729	" " " Screw (2)
204373	15728	" " Guide with 200890
200026D	15731	" " " Pinch Screw
200890	-----	" " " " " 200026D with 201534H
201534H	15731	Knife Bar Position Guide Pinch Screw Nut
200028D	15729	" " " " Screw
204411	15731	" " Sleeve (split)
200043C	15731	" " " Set Screw
200888	-----	" " " " " 200043C with 201524E
201524E	15731	Knife Bar Sleeve Set Screw Nut
214053	15731	" " Throw-out Spring
200047D	15731	" " " " Screw (lower)
201356E	15731	" " " " " (upper)
248817	15728	" Driving Crank with 200378C and 201464C

No.	Plate	Name
248818	15737	Knife Driving Crank Guard
200064D	15731	" " " " " Screw (2)
248819	15728	" " " Link with 201021C, 201706C, 263003 and two 248821
248820	15735	Knife Driving Crank Link Hinge Pin with 263093
263093	-----	Knife Driving Crank Link Hinge Pin Oil Packing (wick)
201021C	15731	Knife Driving Crank Link Hinge Pin Set Screw
201706C	15731	Knife Driving Crank Link Hinge Pin Set Screw Nut
263003	15731	Knife Driving Crank Link Oil Cup
248821	-----	" " " " " " Packing (wick)
201464C	15724	Knife Driving Crank Position Screw
200378C	15703	" " " Set Screw
248822	15728	" " Shaft (eccentric)
248823	15737	" " Bracket with two each 54897, 202299 and 248824
54897	11296	Knife Driving Shaft Bracket Oil Cup
202299	-----	" " " " " " Packing (wick)
205508	15707	Knife Driving Shaft Bracket Position Pin (2)
200030H	15731	Knife Driving Shaft Bracket Screw (4)
248824	15735	" " " Bushing (bronze)
202574	15731	" " " Collar with 200380C
200380C	10884	" " " Set Screw
248825	15737	" " " Pulley (belt groove 2 in. diam.) with two 200362C
200362C	15724	Knife Driving Shaft Pulley Set Screw
248826	15735	" Engaging Lever with 203060
248827	15735	" " Bracket with 202126 and 203060
248828	15735	Knife Engaging Lever Extension with 248857
350396H	15731	Knife Engaging Lever Extension Guide Screw
248829	15731	Knife Engaging Lever Extension Spring
200907D	15731	" " " " " " Screw
248857	15731	Knife Engaging Lever Extension Stop Pin
350397H	15731	" " " Hinge Screw
201522E	15731	" " " " " Nut
206042	15727	" " " Spring
203060	15731	" " " Hook
202126	15731	" " " Stop Pin
241631	15731	" " Thrust Stud
204381	15732	" Holder
204342	-----	" " 204381 with two 200126F

No.	Plate	Name
200094F	15732	Knife Holder Screw
202603	15732	" " " Washer
200126F	15732	" Screw
248856	15726	" Switch-out Handle
200973H	15732	" " " Hinge Screw
202900	15732	" " " Spring (spiral)
248858	15732	Loop Guard
R-U-7	-----	Motor
248831	-----	" Belt, size 3/16 in. diam., length 17-1/4 in., with 225129
225129	15732	Motor Belt Hook
248832	15737	" Bracket
200019E	15732	" " Screw
248833	15732	" Pulley (belt groove 5/8 in., diam.) with 200386C
200386C	15732	Motor Pulley Set Screw
140156E	15732	" Screw (4)
248834	15735	Needle Bar with 200141F
202552	15733	" " Connecting Link
264718	15733	" " " " Oil Guard
200161D	15733	" " " " " Screw
202333	15733	" " " " Stud with 202254
202254	-----	Needle Bar Connecting Link Stud Oil Packing (wick)
200374C	15703	Needle Bar Connecting Link Stud Set Screw
200383C	15703	Needle Bar Connecting Link Stud Set Screw
*206891	-----	Needle Bar Connecting Stud
202329	15733	" " " " 206891 with 200086C and 202330
202330	-----	Needle Bar Connecting Stud Oil Packing (wick)
200086C	15733	Needle Bar Connecting Stud Pinch Screw
202692	15735	" " Crank with 200335C, 200374C, 200383C, 2004286 and 202333
237737	-----	Needle Bar Crank 202692 with 202329, 202399, 202400, 202552 and 237762
203172	15733	Needle Bar Crank Friction Washer
200428C	15733	" " " Position Screw
200335C	15703	" " " Set Screw
248835	15730	" " Rock Frame
248836	-----	" " " 248835 with 248834
*38127	-----	" " " Driving Eccentric
*237749	-----	" " " " " "
		Body
350107C	15703	Needle Bar Rock Frame Driving Eccentric Body Position Screw

No.	Plate	Name
443C	15703	Needle Bar Rock Frame Driving Eccentric Body Set Screw
1103C	15703	Needle Bar Rock Frame Driving Eccentric Regulating Screw
217D	15703	Needle Bar Rock Frame Driving Eccentric Set Screw
7071	15703	Needle Bar Rock Frame Driving Eccentric Set Screw Washer
237750	-----	Needle Bar Rock Frame Driving Eccentric complete, Nos. 217D, 443C, 1103C, 7071, 38127, 237749 and 350107C
237739	15730	Needle Bar Rock Frame Driving Fork Lever with 200029E
200029E	15703	Needle Bar Rock Frame Driving Fork Lever Pinch Screw
237740	15735	Needle Bar Rock Frame Driving Fork Lever Slide Block (two pieces)
210910	15733	Needle Bar Rock Frame Hinge Stud with 202277
202277	-----	Needle Bar Rock Frame Hinge Stud Oil Packing (wick)
200347C	15703	Needle Bar Rock Frame Hinge Stud Set Screw
237815	15732	Needle Bar Rock Frame Position Bracket with 200330C and 201531E
350129E	15703	Needle Bar Rock Frame Position Bracket Screw (2)
202667	15730	Needle Bar Rock Frame Rock Shaft
210978	-----	" " " " " " 202667 with 200387C and 210920
202668	15733	Needle Bar Rock Frame Slide Block
210920	-----	" " " " " " 202668 with 201141C
201141C	15733	Needle Bar Rock Frame Slide Block Screw Stud
200387C	11623	Needle Bar Rock Frame Slide Block Screw Stud Set Screw
200141F	15732	Needle Set Screw
248837	15732	Presser Bar Bushing (lower)
207072	15733	" " " (upper)
200352C	15733	" " " Set Screw (2)
202671	11623	" " Lifter
200653C	11623	" " " Hinge Screw
207963	11623	" " Lifting Releasing Lever Bracket
200975F	11623	Presser Bar Lifting Releasing Lever Bracket Guide Screw
206608	11623	Presser Bar Lifting Releasing Lever Bracket Spring
237820	15732	Presser Bar Position Guide
202338	15733	" " " " Lever with 200086F

No.	Plate	Name
200086F	15733	Presser Bar Position Guide Lever Pinch Screw
200352C	15733	Presser Bar Position Guide Set Screw
237836	15726	" " Spring (flat)
210949	11623	" " " Bracket with 200086C
200086C	15733	" " " " Pinch Screw
350346C	15733	" " " Regulating Screw
200948F	11623	" " " Support Screw
351867	15734	Roller Presser, 1 in. diam., 1/8 in. face (fine), with 1528J, 201699C, 350104C and twenty-eight 206417
249056	15734	Roller Presser Arm
248838	-----	" " " 249056 with 351867
233807	15734	" " " Bracket
235088	15734	" " " Position Collar with 200362C
200117F	15733	Roller Presser Arm Bracket Position Collar Position Screw
200362C	15724	Roller Presser Arm Bracket Position Collar Set Screw
202558	15734	Roller Presser Arm Bracket Spring
202559	15734	" " " " " Stop
200141F	15732	" " " " " Screw
200096D	15736	" " " Screw
206417	15734	" " Ball, 1/16 in. diameter
201699C	15734	" " " Cone
248839	15730	" " Bar
350104C	15734	" " Hinge Screw
1528J	15734	" " " Nut
248840	-----	Roller Presser and Bar complete, Nos. 200096D, 200117F, 202558, 202559, 233807, 235088, 248838, 248839 and two 200141F
237762	15735	Take-up Lever
202399	15732	" " Driving Stud with 202277
202277	-----	" " " Oil Packing (wick)
202400	15734	Take-up Lever Hinge Stud with 202423
202423	-----	" " " Oil Packing (wick)
200383C	15703	Take-up Lever Hinge Stud Set Screw
202401	-----	" " Oiling Felt
200132E	15734	" " " Screw
244048	15734	Tension Disc (back)
244049	15734	" " (front)
235072	15734	" Release Plunger
244061	15734	" Washer
202407	10881	" Spring
263106	15734	" Washer
200625F	15734	" Stud with 204925
200061C	11623	" Set Screw

No.	Plate	Name
204925	15734	Tension Stud Washer
201572B	10881	" Thumb Nut
244062	-----	Tension complete, Nos. 200625F, 201572B, 202407, 202410, 244048, 244049, 244061 and 263106
202410	15734	Thread Controller Spring
202411	15707	" " " Stop
200132E	15734	" " " Screw
202412	15707	" Guide
210955	15707	" " (upper)
241544	15734	" " Roller
249070	15728	" " " Bracket
200161D	15733	" " " Screw
200292F	15736	" " " Hinge Screw
249071	-----	Thread Guide complete, Nos. 200292F, 241544 and 249070
200582H	15707	Thread Guide Screw (2)
241755	-----	" Lubricator Oil Pad (felt)
237845	15735	" " " Holder
240439	15735	" " " Retainer
241758	15735	" " " Reservoir
241759	-----	" " " Wick
350280F	15734	" " " Screw
214838	15734	" " " Washer
237846	-----	Thread Lubricator complete, Nos. 214838, 237845, 240439, 241755, 241758, 241759 and 350280F
240034	15707	Thread Retainer
210956	15707	" " Bracket with 200397H
200582H	15707	" " " Screw (2)
200366H	15707	" " Set Screw
210993	15707	" " Sleeve
223844	15707	" " Spring
210957	15707	" " Stud
210958	15707	" " " Collar
200397H	15707	" " " Set Screw
210959	-----	Thread Retainer (lower) complete, Nos. 210956 to 210958, 210993 and 223844
248843	15736	Throat Plate Body, 56 elongated needle hole, for needle sizes 14 and 15
248844	15736	Throat Plate Knife Cutting Plate, 56 elongated needle hole, for needle sizes 14 and 15, trims back of the needle and .025 in. to right of seam
200587D	15736	Throat Plate Knife Cutting Plate Screw
248845	15736	Throat Plate complete, 56 elongated needle hole, for needle sizes 14 and 15, trims back of the needle and .025 in. to right of seam, Nos. 248843, 248844 and two 200587D

No.	Plate	Name
200577H	11296	Throat Plate Screw (2)
248842	15730	Vertical Shaft
237745	15735	" " Bevel Gear (lower)
205508	15707	" " " " " Position Pin
235857	15728	Vertical Shaft Bevel Gear (upper) with 200374C and 200396C
200396C	15729	Vertical Shaft Bevel Gear (upper) Posi- tion Screw
200374C	15703	Vertical Shaft Bevel Gear (upper) Set Screw
237734	15728	Vertical Shaft Bushing (lower)
200346C	15724	" " " " Set Screw
237746	15735	" " " (upper)
200362C	15724	" " " Set Screw
237747	15735	" " Driving Gear with 200374C and 200396C
200396C	15729	Vertical Shaft Driving Gear Position Screw
200374C	15703	Vertical Shaft Driving Gear Set Screw
249067	15707	" " Oil Leader (lower) (brass)
237755	15707	" " " " (upper) (brass)

Genuine Singer Needles should be used  
in Singer Machines.  
These Needles and their Containers  
are marked with the  
Company's Trade Mark "SIMANCO." 1

Needles in Containers marked  
"For Singer Machines"  
are not Singer made needles. 2

## ACCESSORIES

No.	Plate	Name
203470	15723	Bobbin (5)
*225482	-----	" Case Screw Driver Blade
*225483	-----	" " " " Handle
225497	14383	Bobbin Case Screw Driver complete, Nos. 225482 and 225483
238632	15703	Feed Wheel Driving Pinion Spacing Washer (2)
248814	15729	Knife (3)
4822	15735	Roller Presser Hinge Screw Nut Wrench
16x226	-----	Needles, six, size 11
228288	-----	Drip Pan with four 1 in. wire nails
41400	14383	Machine Rest Pin (wood)
120342	14383	Oiler (copper plated) with 120343
120343	14383	" Spout (3-1/2 in. long)
*225484	-----	Screw Driver Blade
*225485	-----	" " Handle
225498	14383	Screw Driver complete (7-1/4 in. long), Nos. 225484 and 225485
225554	14383	Wrench (steel)

## BOBBIN WINDER

(SWINGING AUTOMATIC, RIGHT HAND)

225453	10884	Frame with 202277 and 225438
225454	10884	" Hinge Pin
202277	-----	" Oil Packing (wick)
225438	10884	" " Well Cap
225455	10884	" Spring
225456	10884	" " Plunger
202473	10885	Pulley with 200380C
200380C	10884	" Set Screw
225381	10884	Spindle
225444	10884	Stop Latch
200056E	10884	" " Screw
225458	10884	" " Thumb Lever
225459	10884	" " " Hinge Stud
225459	10884	" " " Joint Stud
202478	10884	" " Trip Lever
200299H	10884	" " " Hinge Screw
225461	10881	Tension Bracket with 201499B
200082D	10881	" " Screw
228026	10884	" " " Washer

No.	Plate	Name
2102	10881	Tension Disc
202407	10881	" Spring
201499B	10881	" Stud
201572B	10881	" Thumb Nut
225462	10881	Bobbin Winder Tension Bracket complete, Nos.201572B,202407,225461 and two 2102
225433	10885	Bobbin Winder and Tension Bracket Base
225382	10885	Universal Bobbin Winder complete,Nos. 200056E,200082D,200299H,202473,202478 225381,225433,225444,225453 to 225456 225458,225462,228026,two each 225459 and wood screws 3/4 in.,No.12,R.H.B.

## KNEE LIFTER

228294	15911	Rock Lever with two 356C
228295	15911	" " Bracket with 356C and four wood screws 7/8 in.,No.12
228299	-----	Rock Lever Bracket 228295 with 228294 and 228297
228296	15911	Rock Lever Extension with 200529C
356C	15911	" " " Set Screw
228297	15911	" " Hinge Pin
356C	15911	" " " Set Screw
228284	15911	" " Knee Plate with 356C
202455	15911	" " " Arm
356C	15911	" " " Set Screw
356C	15911	" " " Set Screw
227728	15911	" " Rod with 227729
*227729	-----	" " Cap
200529C	15911	" " Set Screw
228298	15911	Knee Lifter complete,Nos.202455,227728, 228284,228296 and 228299 (Other Knee Lifter Parts are listed with parts of machine head.)

## FEED GEARS

249020	-----	Feed Wheel Driving Gear(for 12 stitches)
249021	-----	" " " " (for 13 stitches)
249022	-----	" " " " (for 14 stitches)
249023	-----	" " " " (for 15 stitches)
249024	-----	" " " " (for 16 stitches)
249025	-----	" " " " (for 17 stitches)
249026	-----	" " " " (for 18 stitches)

No.	Plate	Name
249027	15725	Feed Wheel Driving Gear(for 19 stitches)
249028	-----	" " " " (for 20 stitches)
238641	-----	" " " " (for 21 stitches)
249029	-----	" " " " (for 23 stitches)
238642	-----	" " " " (for 24 stitches)
238605	-----	" " " " (for 26 stitches)
238606	-----	" " " " (for 29 stitches)
238607	-----	" " " " (for 32 stitches)
249034	-----	" " " Pinion (for 12 stitches)
249035	-----	" " " " (for 13 stitches)
249036	-----	" " " " (for 14 stitches)
249037	-----	" " " " (for 15 stitches)
249038	-----	" " " " (for 16 stitches)
249039	-----	" " " " (for 17 stitches)
249040	-----	" " " " (for 18 stitches)
249041	15728	" " " " (for 19 stitches)
249042	-----	" " " " (for 20 stitches)
238655	-----	" " " " (for 21 stitches)
249043	-----	" " " " (for 23 stitches)
238656	-----	" " " " (for 24 stitches)
238618	-----	" " " " (for 26 stitches)
238619	-----	" " " " (for 29 stitches)
238620	-----	" " " " (for 32 stitches)

## KNIFE GRINDER

206977	15735	Emery Wheel,2 in.diameter
206962	11296	" " Driving Shaft
201510D	11296	" " " " Nut
204101	11296	" " " " Washer
206963	11296	" " " " Pulley with two 200403C
200403C	11296	Emery Wheel Driving Shaft Pulley Set Screw
244040	11296	Emery Wheel Guard
200054E	11296	" " " " Screw
206969	11296	" " " Washer (paper)
206964	15737	Frame with two 54897
54897	11296	" Oil Cup
207029	11296	Knife Holder Slide Bracket with 200394C, 200457D and 201168D
200457D	11296	Knife Holder Slide Bracket Adjusting Screw
206966	11296	Knife Holder Slide Bracket Adjusting Screw Slide Plate
200577H	11296	Knife Holder Slide Bracket Adjusting Screw Slide Plate Screw

No.	Plate	Name
200394C	11296	Knife Holder Slide Bracket Set Screw
206967	11296	" " " Shaft
207031	11296	" " " Stop Collar
		with 200473B
200473B	11296	Knife Holder Slide Bracket Stop Collar
		Thumb Screw
201168D	11296	Knife Set Screw
207032	11296	Knife Grinder complete, Nos. 200577H, 201510D, 204101, 206962 to 206964, 206966, 206967, 206977, 207029, 207031, 244040, two each 200054E and 206969

## THROAT PLATES

248843	15736	Throat Plate Body
248844	15736	" " Knife Cutting Plate, 56 elongated needle hole, for needle sizes 14 and 15, trims back of the needle and .025 in. to right of seam
200587D	15736	Throat Plate Knife Cutting Plate Screw
248845	15736	Throat Plate complete, 56 elongated needle hole, for needle sizes 14 and 15, trims back of the needle and .025 in. to right of seam, Nos. 248843, 248844 and two 200587D
248846	15736	Throat Plate Knife Cutting Plate, 56 elongated needle hole, for needle sizes 14 and 15, trims back of the needle and .035 in. to right of seam
248847	15736	Throat Plate complete, 56 elongated needle hole, for needle sizes 14 and 15, trims back of the needle and .035 in. to right of seam, Nos. 248843, 248846 and two 200587D

Genuine Singer Needles should be used  
in Singer Machines.  
These Needles and their Containers  
are marked with the  
Company's Trade Mark "SIMANCO." 1

Needles in Containers marked  
"For Singer Machines"  
are not Singer made needles. 2

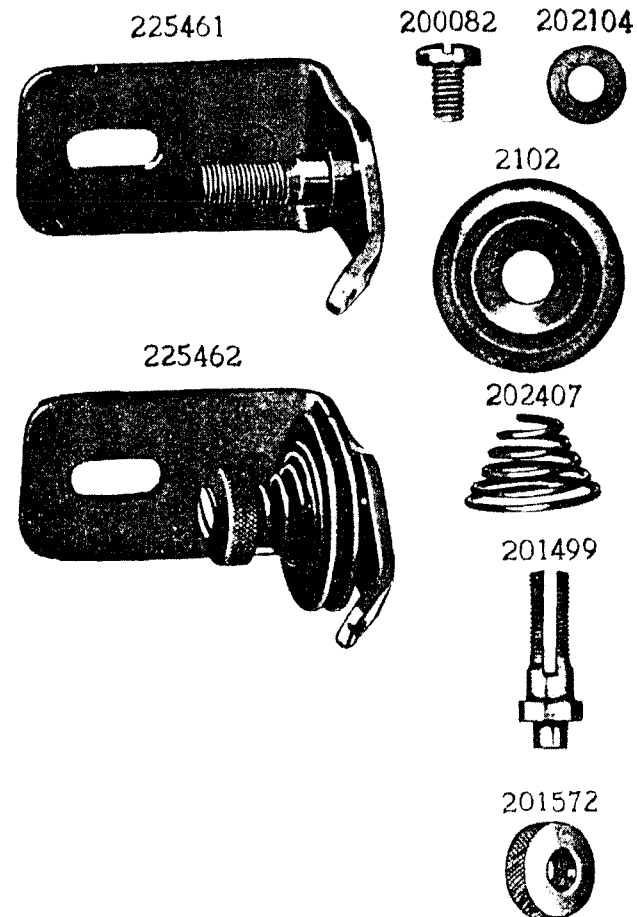


PLATE 10884 — FULL SIZE

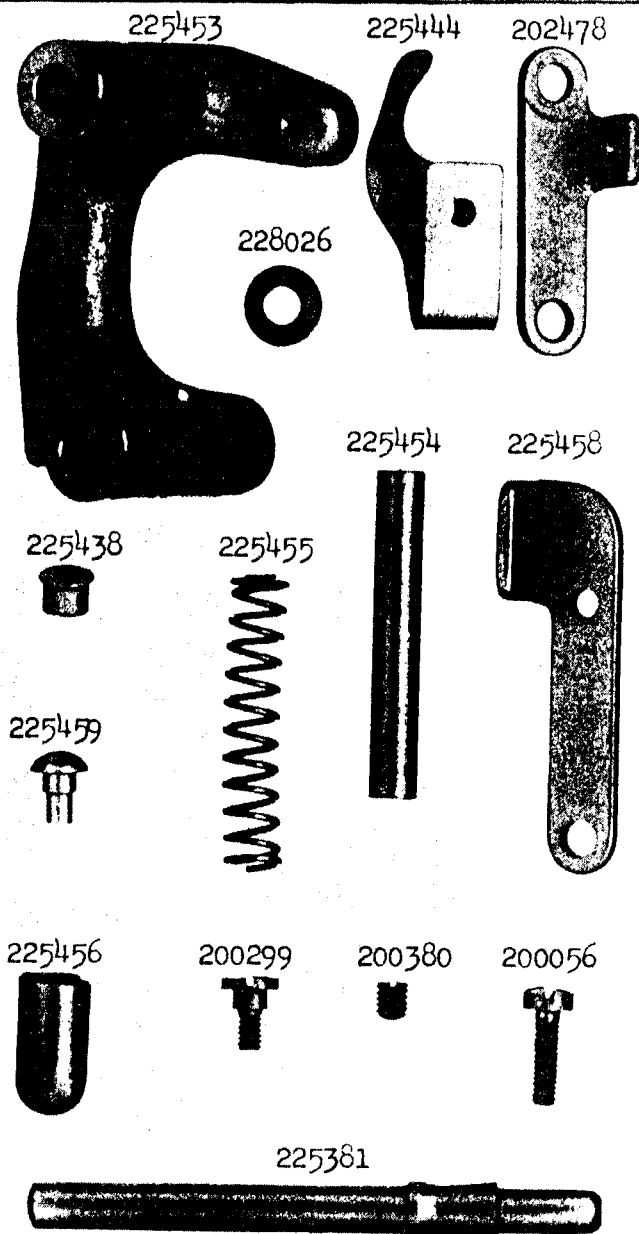
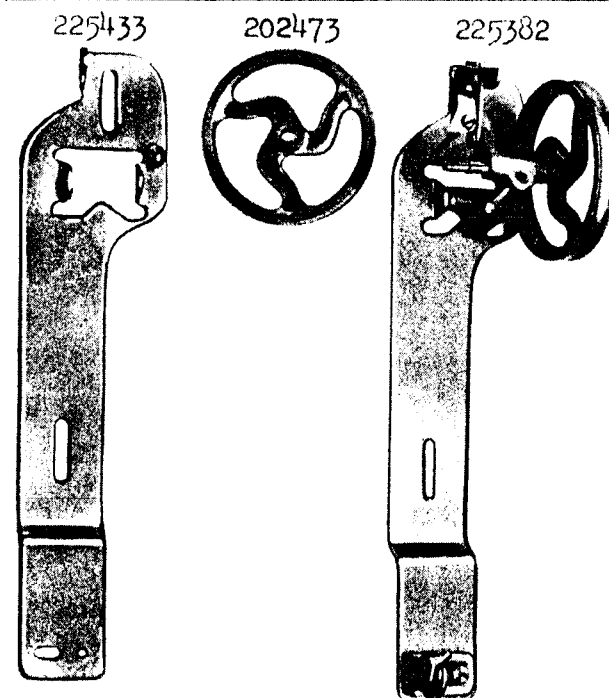
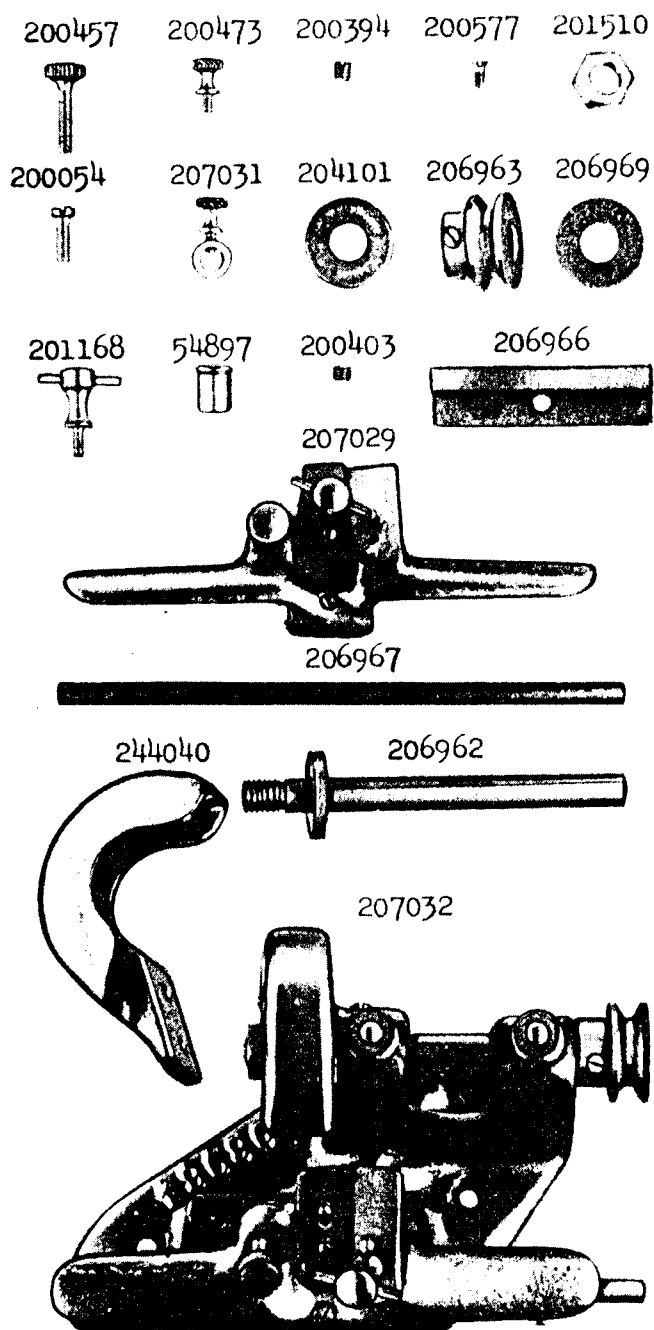


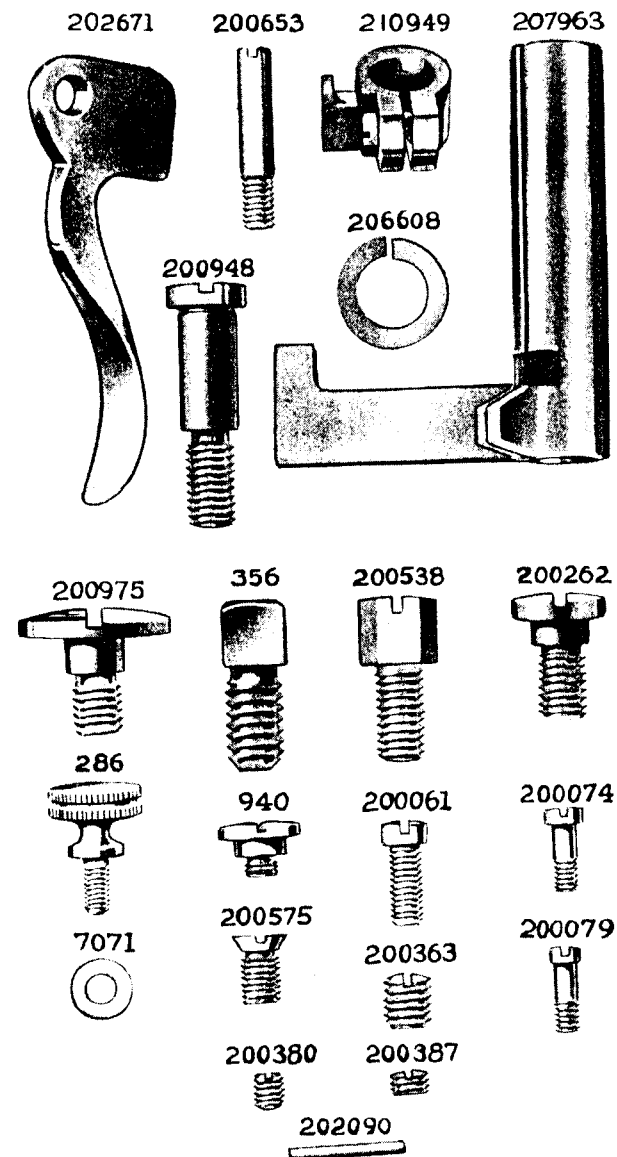
PLATE 10885 — ONE-FOURTH SIZE



# PLATE 11296 - ONE-HALF SIZE



# PLATE 11623—FULL SIZE



# PLATE 14383—ONE-HALF SIZE

225497



225498

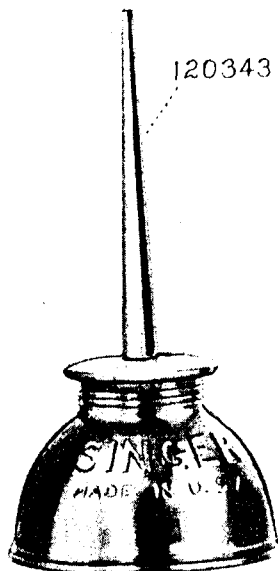


41400



120342

120343



225554



# PLATE 15703—FULL SIZE

201082



201308



200555




200338



200053



241602



241604



200378



201318



234024



203637



203411



200017



231433



249047



221743



350107



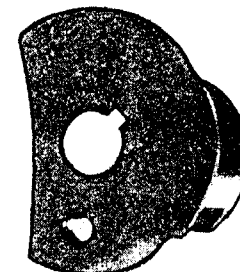
1103



238632



221222



200335



200029



200374



200158



210983



350129



200383



200347



7071



238616



200380



443

217



201253



201376



*Short band Hook  
221216*

PLATE 15707—FULL SIZE

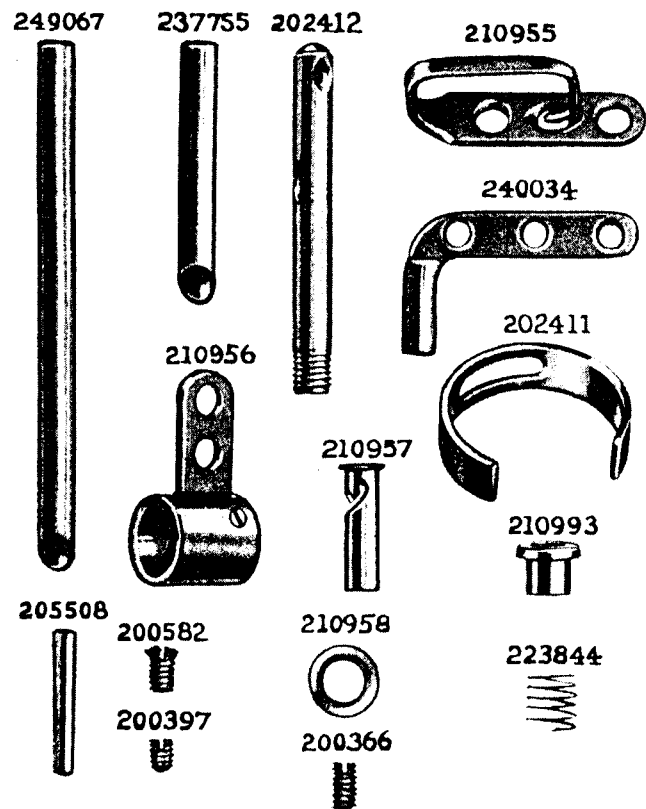
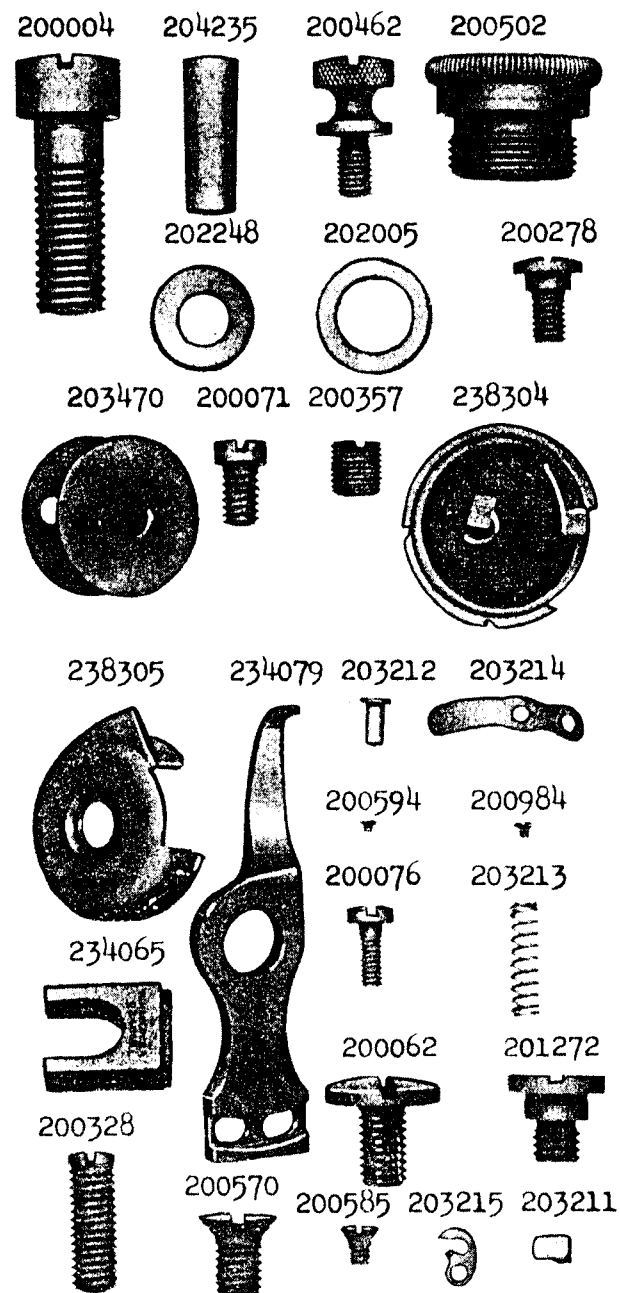




PLATE 15723 - FULL SIZE



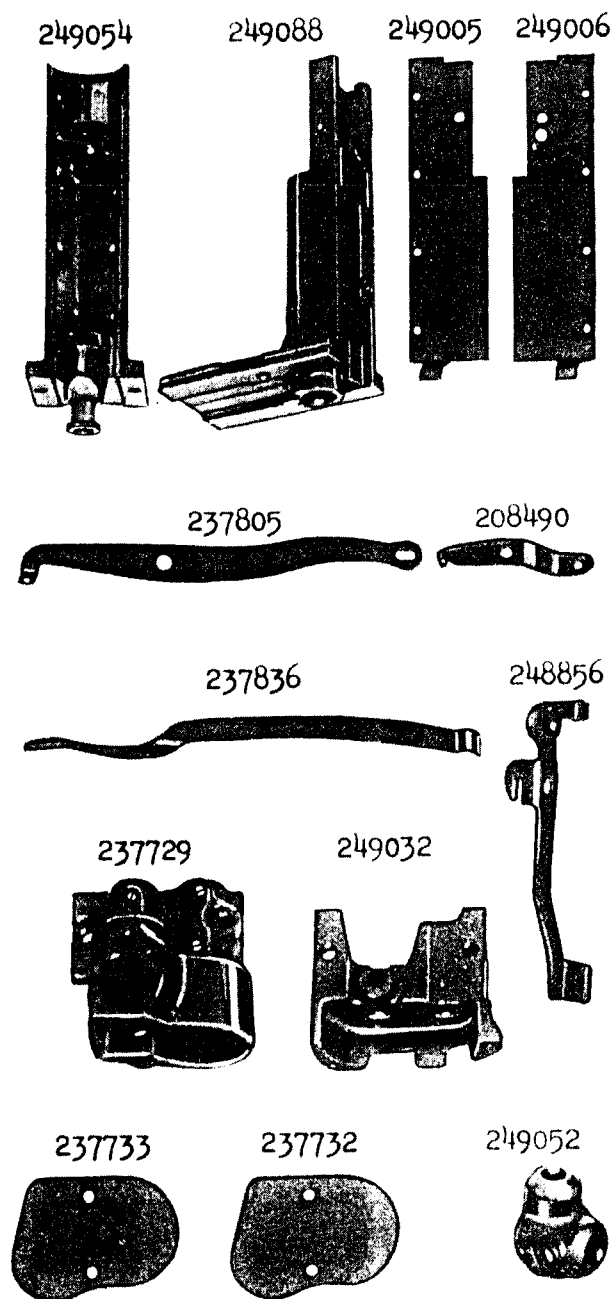
# PLATE 15724 - FULL SIZE



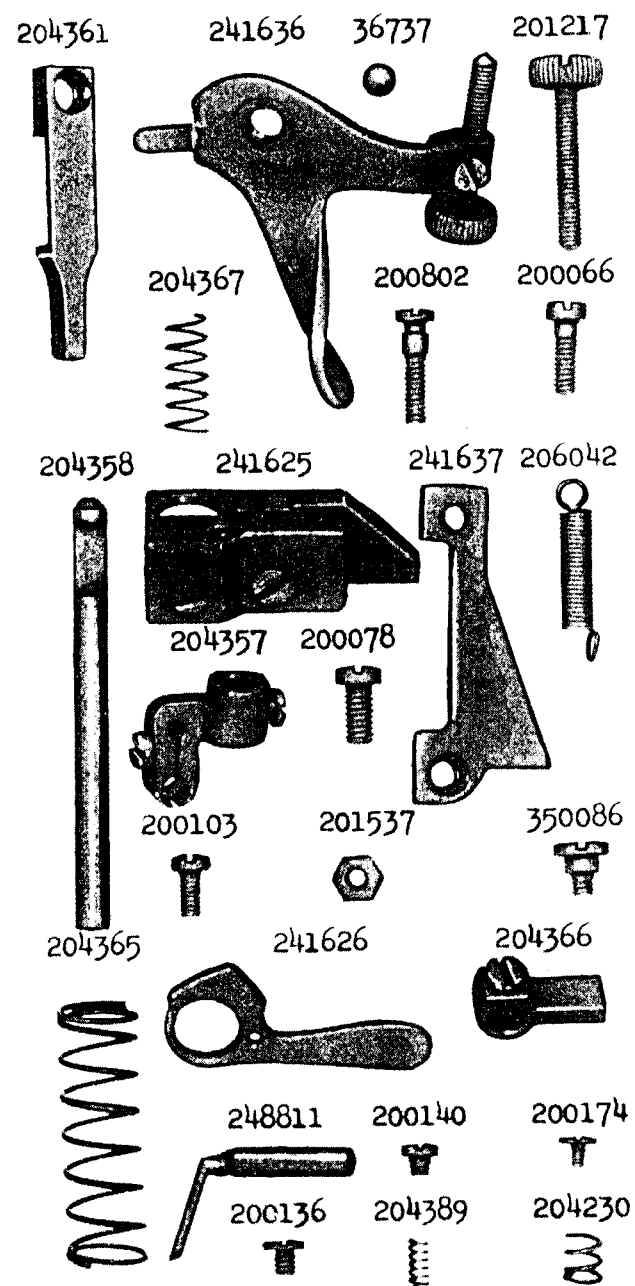
# PLATE 15725 - ONE-HALF SIZE



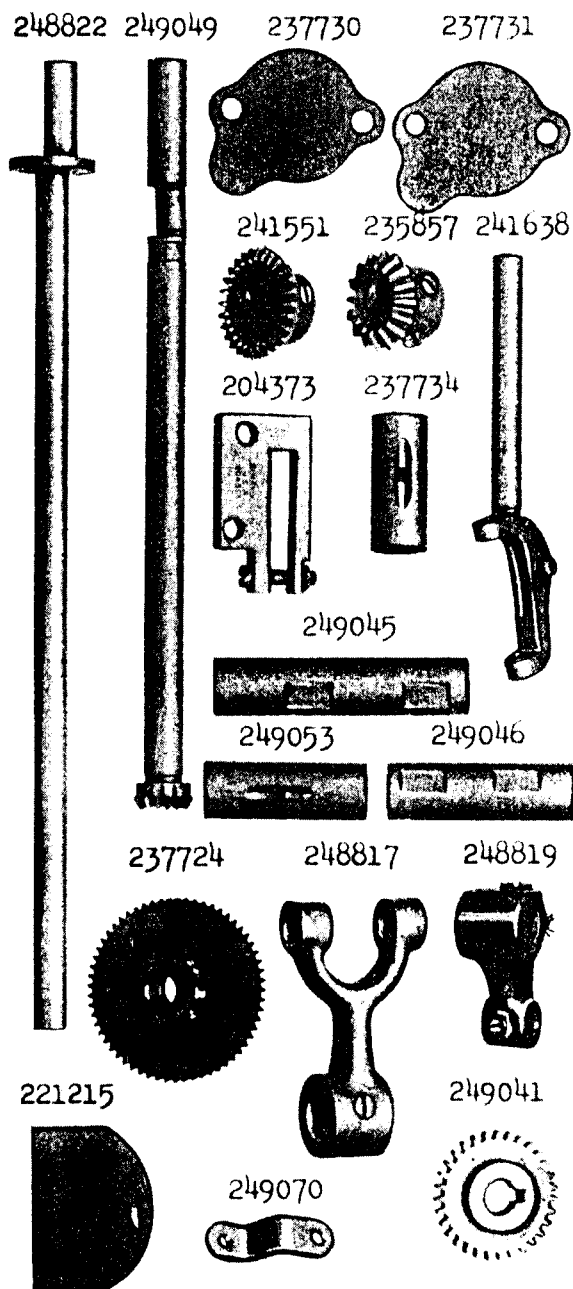
# PLATE 15726 - ONE-FOURTH SIZE



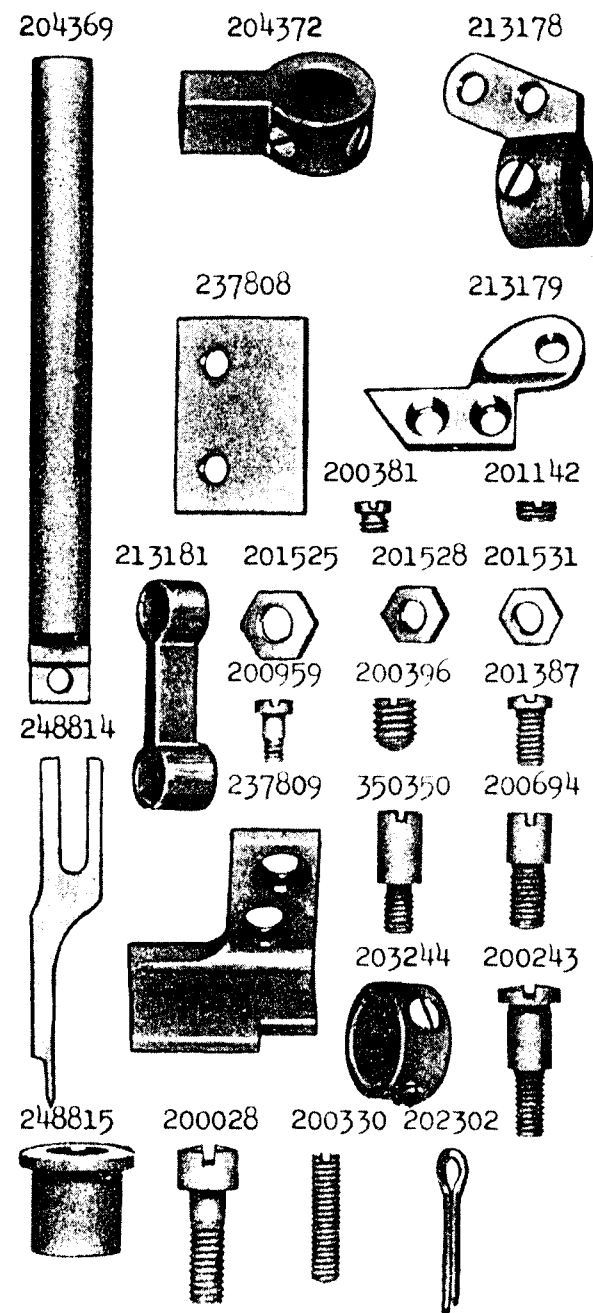
# PLATE 15727 - FULL SIZE



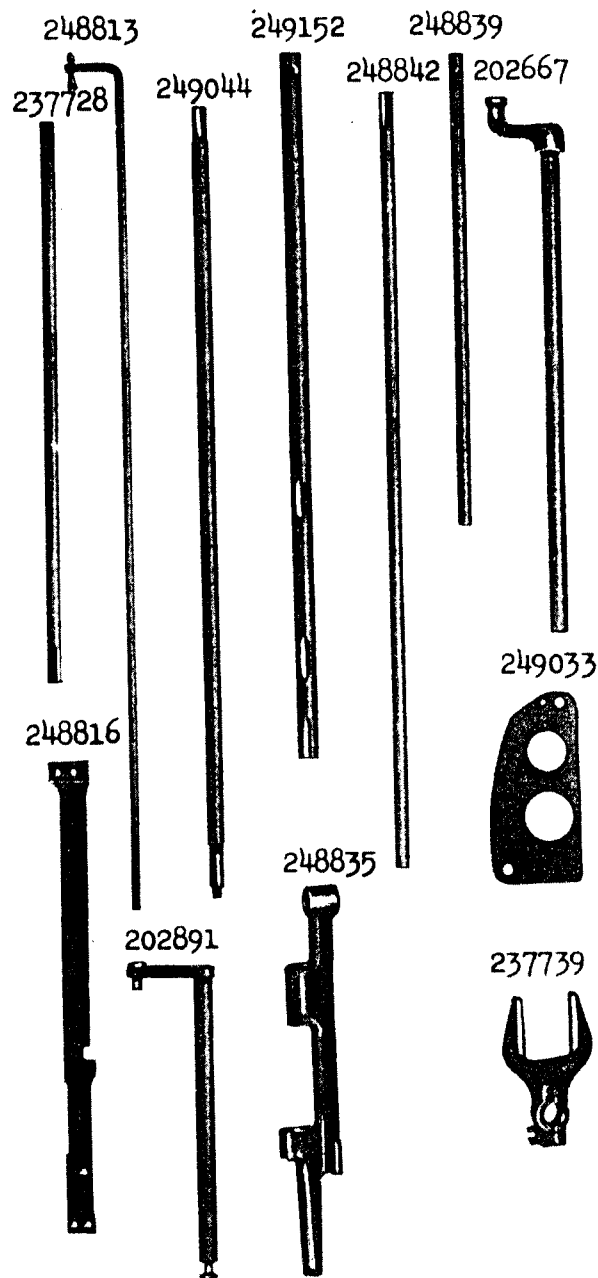
# PLATE 15728 - ONE-HALF SIZE



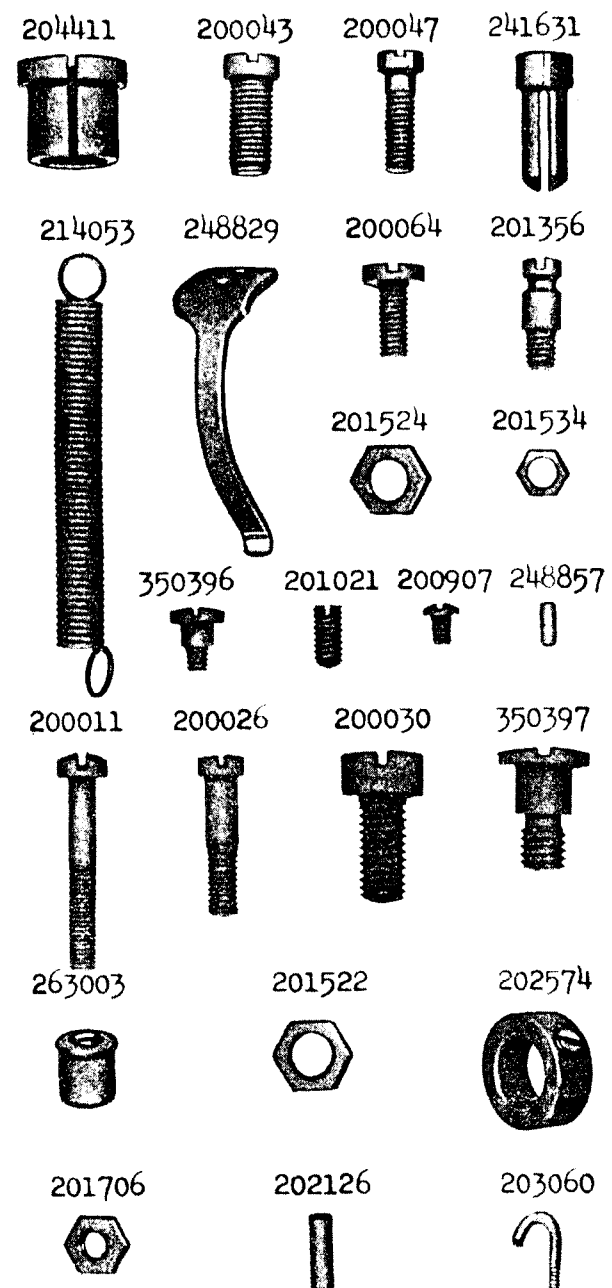
# PLATE 15729 - FULL SIZE




# PLATE 15730 - ONE-FOURTH SIZE



# PLATE 15731 - FULL SIZE



# PLATE I5732 - FULL SIZE



# PLATE I5733 - FULL SIZE

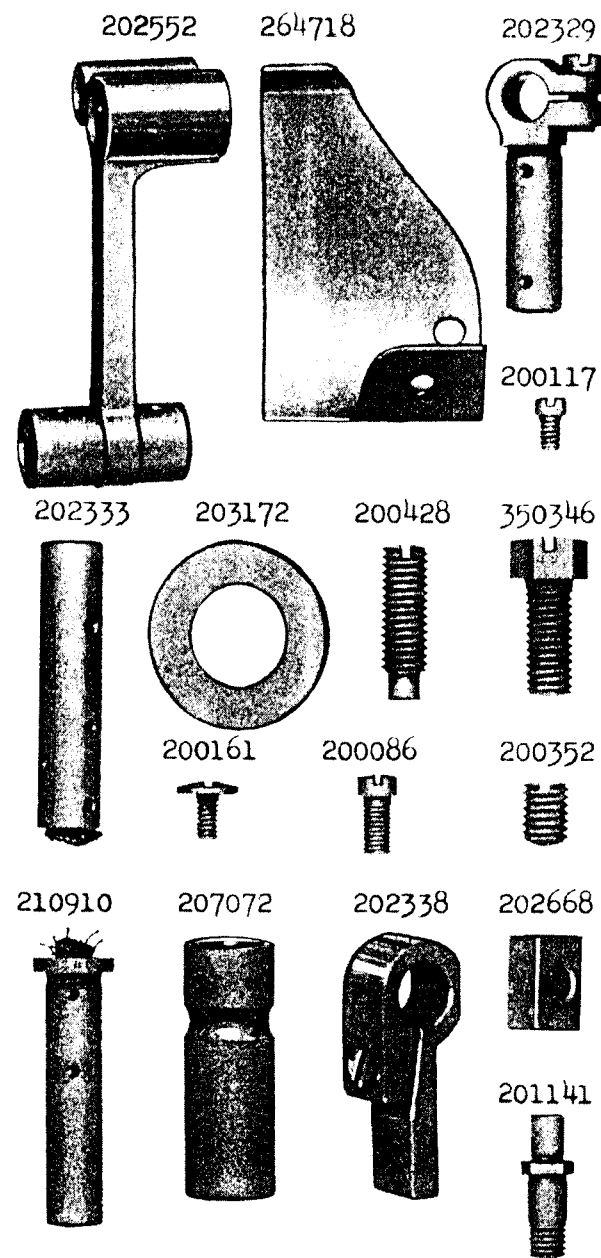


PLATE 15734 - FULL SIZE


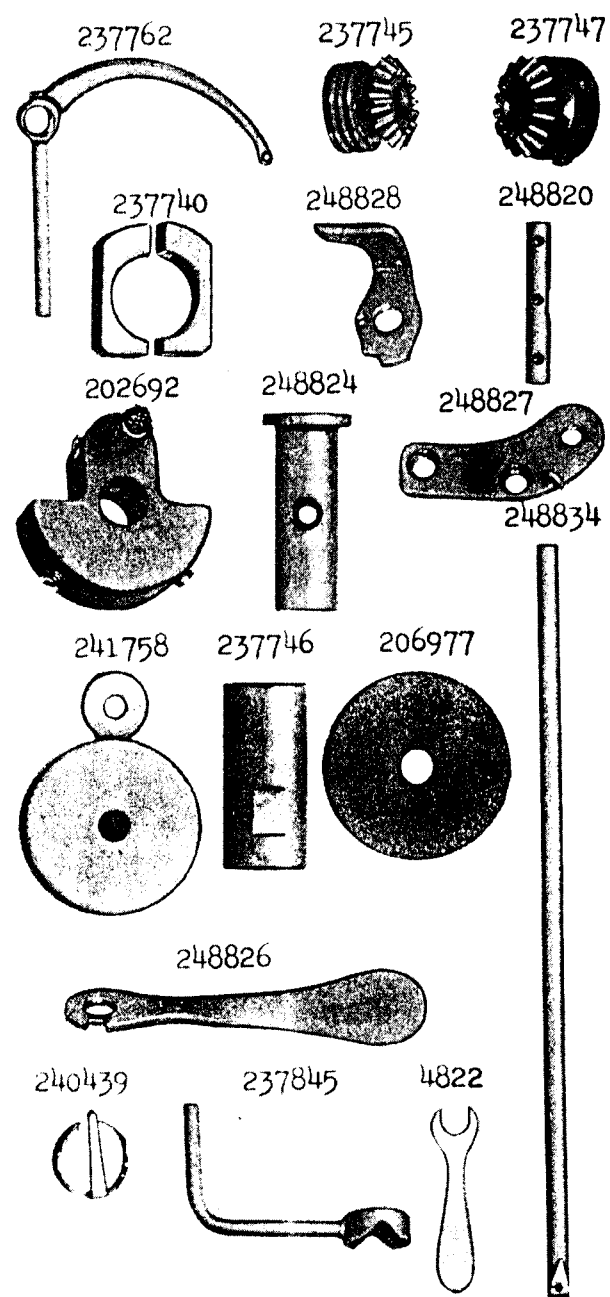

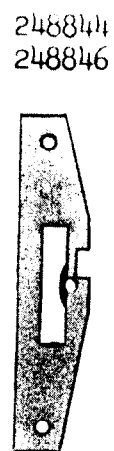
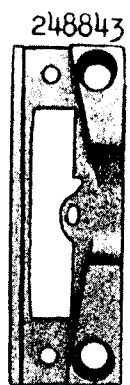


PLATE 15735 - ONE-HALF SIZE



# PLATE 15736 - FULL SIZE



# PLATE 15737 - ONE-FOURTH SIZE

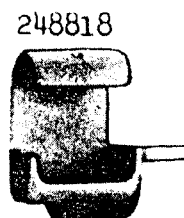
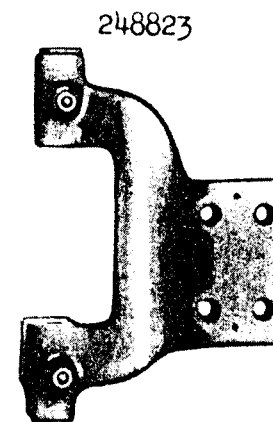
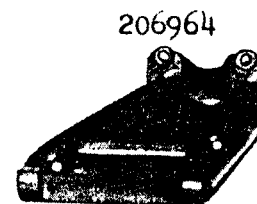


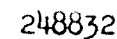
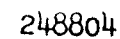
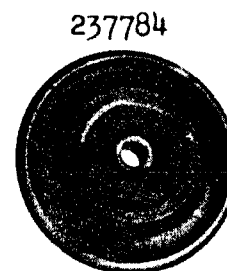


PLATE 15911-ONE-FOURTH SIZE

---

